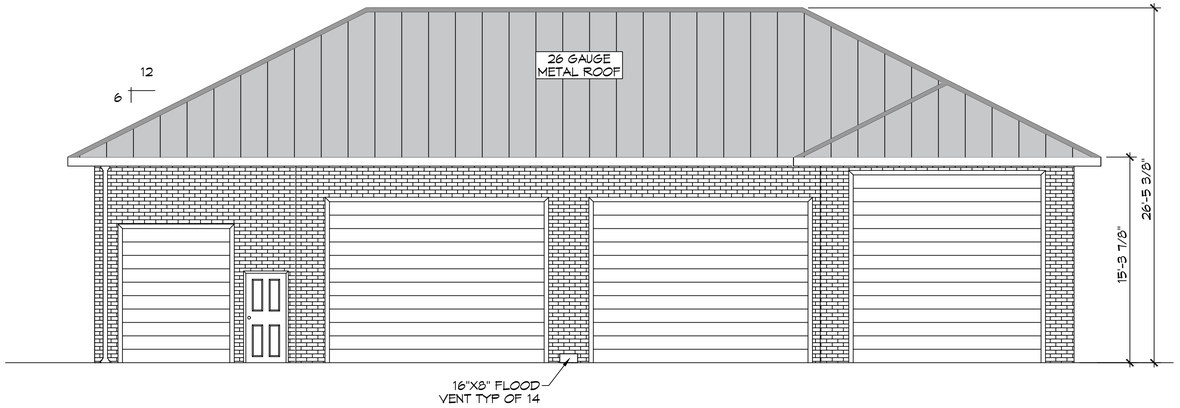

8 FRONT ELEVATION PLAN
SCALE: 3/16" = 1'-0"

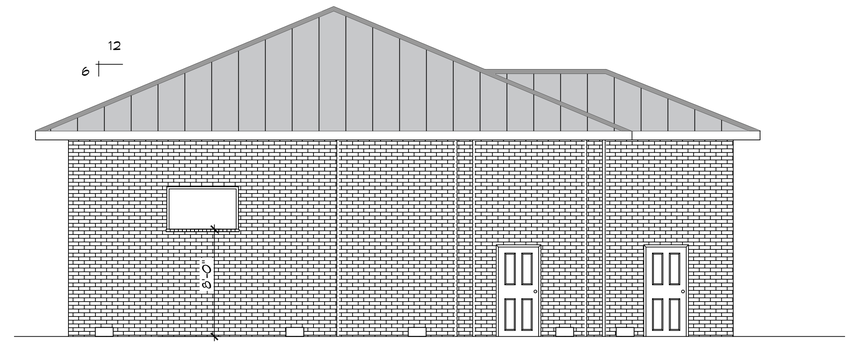

10 LEFT ELEVATION PLAN
SCALE: 3/16" = 1'-0"

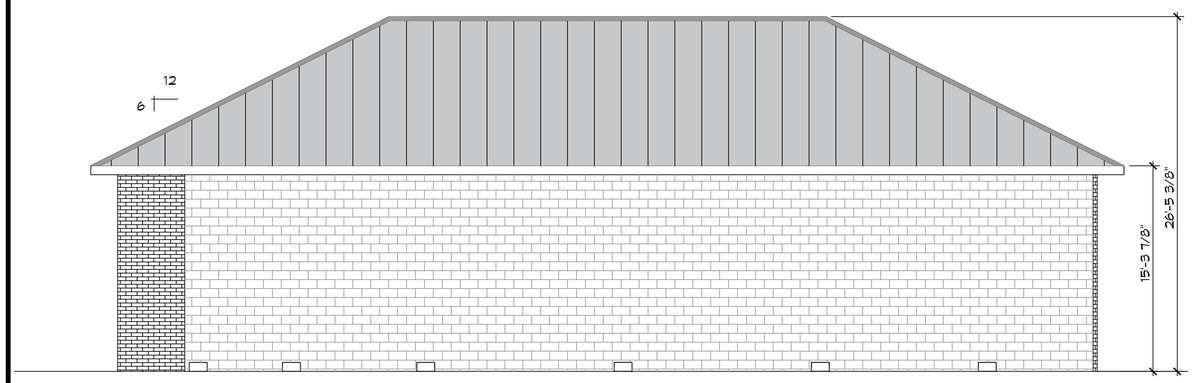

9 REAR ELEVATION PLAN
SCALE: 3/16" = 1'-0"

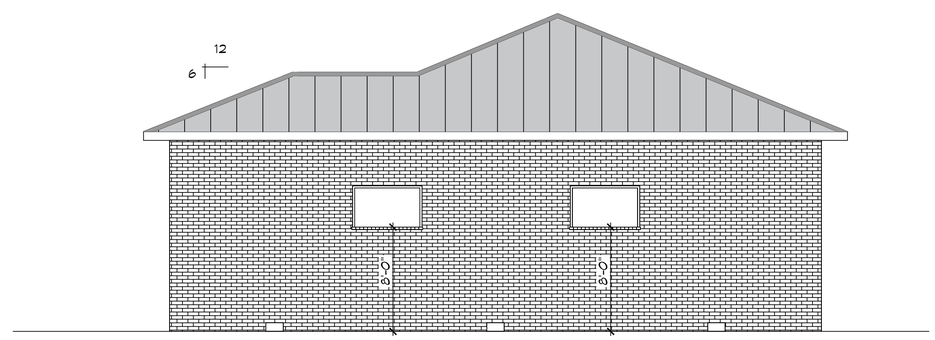

11 RIGHT ELEVATION PLAN
SCALE: 3/16" = 1'-0"

DAMMON ENGINEERING, INC.
LOUISIANA & MISSISSIPPI

Chief Engineer: Brian Mistich, PE
5544 Hodgson Trail
Slidell, LA 70458

www.dammonengineering.com
info@dammonengineering.com
PH: 985.649.5832

#	DESCRIPTION	REVISIONS	DATE

SEAL:

GARAGE PLAN

BORCHERT GARAGE PLAN

2143 BAYOU LANE
SLIDELL, LA 70458

JOB No:	
DRAWN BY:	SCA
DATE:	11-18-2024
CHECKED BY:	CASD

All rights reserved. Copyright © 2024 by Dammon Engineering, Inc. No part of this drawing, design, and specifications may be reproduced or transmitted in any form or by any means, electronic or mechanical, including photocopying, recording, or by any information storage and retrieval system, without permission in writing from the owner of the project for which this have been prepared or developed without written consent of Dammon Engineering, Inc. Visual contact with these drawings or specifications shall constitute conclusive evidence of acceptance of these restrictions.

SHEET TITLE:
EXTERIOR ELEVATION PLAN

DRAWING NUMBER:
A102

SHEET No: 7 of 8

FILE NAME: J:\-- Foundations or Structural Only\BB. Borchert Garage Slidell\Current Drawings\A102 -- Elevation Plan.dwg PLOT DATE & TIME: Monday, November 18, 2024 1:49:03 PM