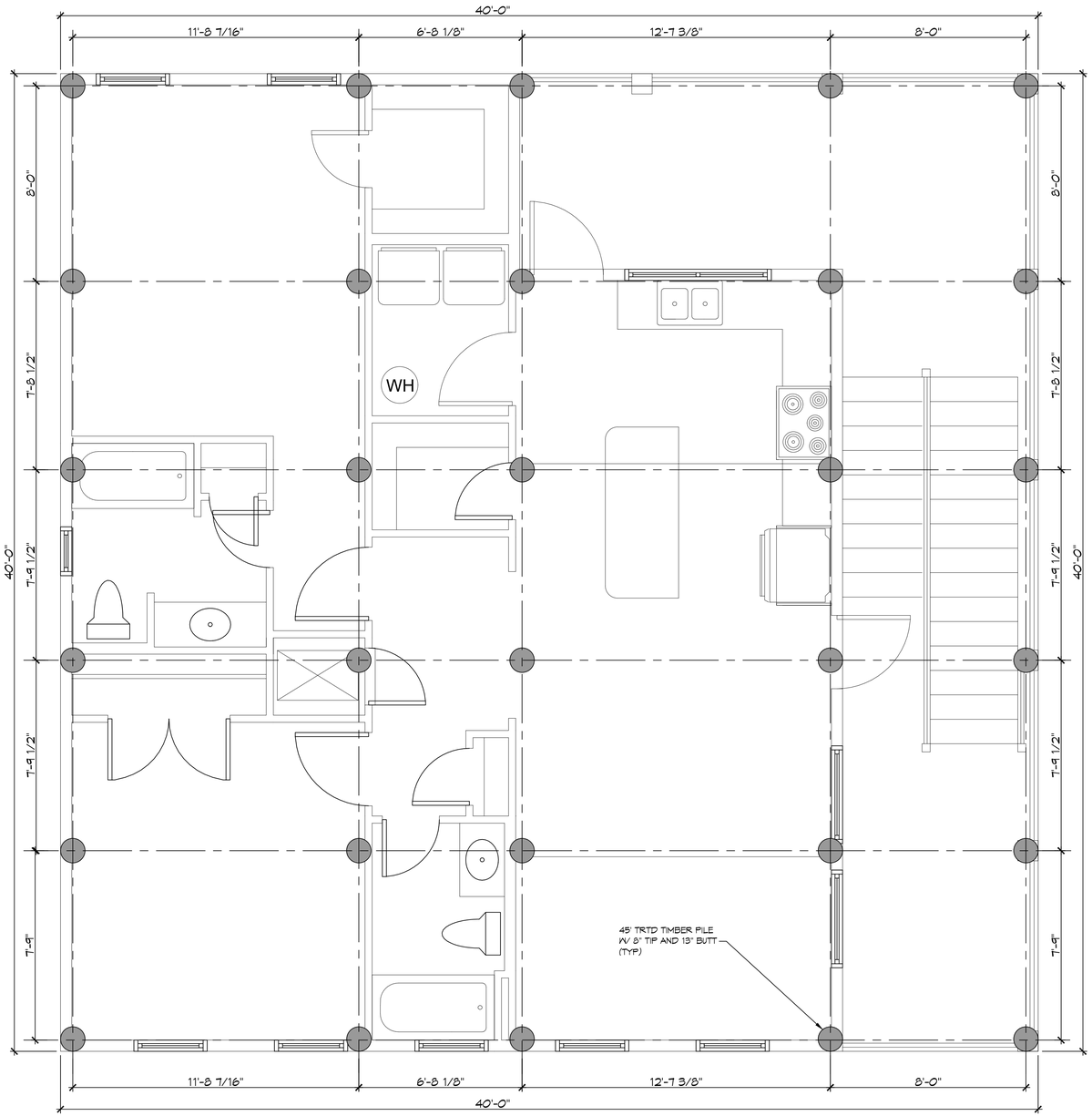

1 PILING PLAN
SCALE: 3/8" = 1'-0"

PILING COUNT

30 PILING COUNT

PILING NOTES

1. CLASS B PILES ARE TO BE 45 FT. IN LENGTH WITH A 8 INCH TIP AND 13" BUTT. DRIVEN TO REFUSAL.
2. ALL PILES SHALL BE PRESSURE-TREATED ROUND TIMBER PILES CONFORMING TO ASTM D25.
2. DESIGN LOAD = 5 TONS PER PILE.
3. NO FIELD SUPERVISION OR INSPECTION PROVIDED UNDER THIS SEAL UNLESS OTHERWISE NOTED.
4. PILE LAYOUT MAY BE MODIFIED DUE TO ACTUAL DRIVING CONDITIONS. ENGINEER TO BE NOTIFIED ON ANY MODIFICATION.
6. A PILE BLOW COUNT LOG OF ALL PILES IS TO BE SUBMITTED TO THE ENGINEER OF RECORD. FAILURE TO SUBMIT SAID LOG WILL RELEASE THE ENGINEER OF ALL RESPONSIBILITY.
7. CONTRACTOR IS RESPONSIBLE FOR THE COMPARISON & VERIFICATION OF PILE LAYOUT DIMENSIONS WITH MOST RECENT ARCHITECTURAL DRAWINGS, ASSURING THAT PILES DO FALL WITHIN LIMITS OF THE DESIGN
8. USE DROP HAMMER OR SINGLE ACTING AIR HAMMER DELIVERING 7,500 FT-LBS OF ENERGY PER BLOW. RAM WEIGHT OF DROP HAMMER SHALL NOT EXCEED 2,500 TO 3,000 LBS AND THE DROP SHOULD NOT EXCEED 3 FT., AT MINIMUM OF 25 BLOWS PER FOOT. IF THE DROP EXCEEDS 3 FT., CONTACT ENGINEER FOR INSTRUCTIONS.
9. BRACE ALL PILINGS AS NEEDED FOR SWAYING.
10. FIELD VERIFY DIMENSIONS AGAINST THE ARCHITECTURAL DRAWINGS.
11. WRAP ALL PILINGS AT BASE LINE.

GENERAL NOTES

1. ALL LUMBER SHALL BE PRESSURE TREATED WITH A RETENTION OF .4 PER C.F.
2. ALL FASTENERS SHALL BE HOT DIPPED GALVANIZED (HDG) PER ASTM A153.
3. ALL CONNECTORS SHALL BE HDG PER ASTM A653, CLASS G185 SHEET WITH 1.85 OZ/SF ZINC COATING.

SHEET INDEX

SHEET #	SHEET TITLE
S101	PILING PLAN & DETAILS
S102	BANDING & FLOOR JOIST PLAN, HOLD DOWN LOCATIONS/ SHEAR WALL
S103	CEILING FRAMING PLAN, HOUSE SECTION AND DETAILS
S104	ROOF FRAMING PLAN AND ROOF PLAN
S105	CONNECTION DETAILS, SCHEDULES, & NOTES

DESIGN CRITERIA

THE CONSTRUCTION FOR SAID RESIDENCE, WHERE Vult WIND SPEED IS 140 MILES PER HOUR AND Vasd WIND SPEED IS 130 MPH, WIND EXPOSURE ZONE B, IS DESIGNED IN ACCORDANCE WITH: AMERICAN FOREST AND PAPER ASSOCIATION (AF&PA) WOOD FRAME CONSTRUCTION MANUAL FOR ONE AND TWO FAMILY DWELLINGS (WFCM) 2001 EDITION AS WELL AS THE INTERNATIONAL RESIDENTIAL CODE (IRC) 2021 EDITION. STRUCTURE SHALL BE BUILT TO THE 2021 INTERNATIONAL ENERGY CONSERVATION CODE (2021 IECC) AND STATE AMENDMENTS ADOPTED JULY 1, 2023.

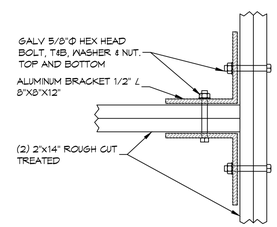

2 DETAIL
SCALE: 1-1/2" = 1'-0" CONNECTION BRACKET WOOD BEAMS

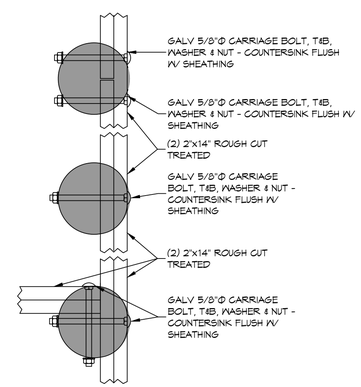

3 DETAIL
SCALE: 1-1/2" = 1'-0" PERIMETER BAND

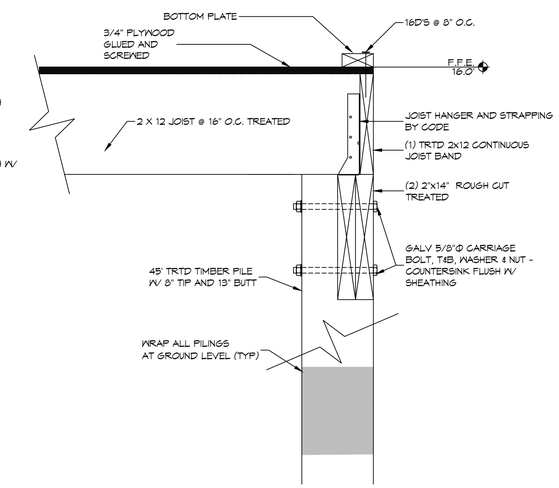

4 DETAIL
SCALE: 1-1/2" = 1'-0" PERIMETER JOIST BAND

DAMMON ENGINEERING, INC.
LOUISIANA & MISSISSIPPI
www.dammonengineering.com
info@dammonengineering.com
PH: 985.649.5832
Chief Engineer: Brian Mistich, PE
564 Lowes Trail
Slidell, LA 70458

#	DESCRIPTION	DATE
	REVISIONS	

SEAL:

HOUSE FRAMING PLANS
JOHN BARTET
4173 PONTCHARTRAIN DRIVE
SLIDELL, LOUISIANA 70450

JOB No:	
DATE:	03-25-2026
DRAWN BY:	CCD
CHECKED BY:	BAM

THIS DOCUMENT, CONTAINING THE DESIGN, DISPOSITION, DRAWINGS AND SPECIFICATIONS, IS AN INSTRUMENT OF PROFESSIONAL SERVICE AND SHALL REMAIN THE PROPERTY OF DAMMON ENGINEERING, INC. THE REPRODUCTION, ALTERATION, USE AND PUBLICATION OF THIS DOCUMENT WITHOUT THE WRITTEN CONSENT OF DAMMON ENGINEERING, INC. IS PROHIBITED. ANY REPRODUCTION, ALTERATION, USE AND PUBLICATION WITHOUT WRITTEN CONSENT IS AT THE USER'S SOLE RISK AND WITHOUT LIABILITY TO DAMMON ENGINEERING, INC. THE USER SHALL INDEMNIFY AND HOLD DAMMON ENGINEERING, INC. HARMLESS FOR ALL DAMAGES, LOSSES, AND EXPENSES ARISING OUT OF OR RESULTING THEREFROM.

SHEET TITLE:
PILING PLAN AND DETAILS

DRAWING NUMBER:
S101

SHEET No: 1 of 5

FILE NAME: J:\- Jobs\Foundations or Structural Only\John Bartet, Hwy 11\Current Drawings\S101 - Piling Plan.dwg PLOT DATE & TIME: Wednesday, March 25, 2026 3:50:08 PM