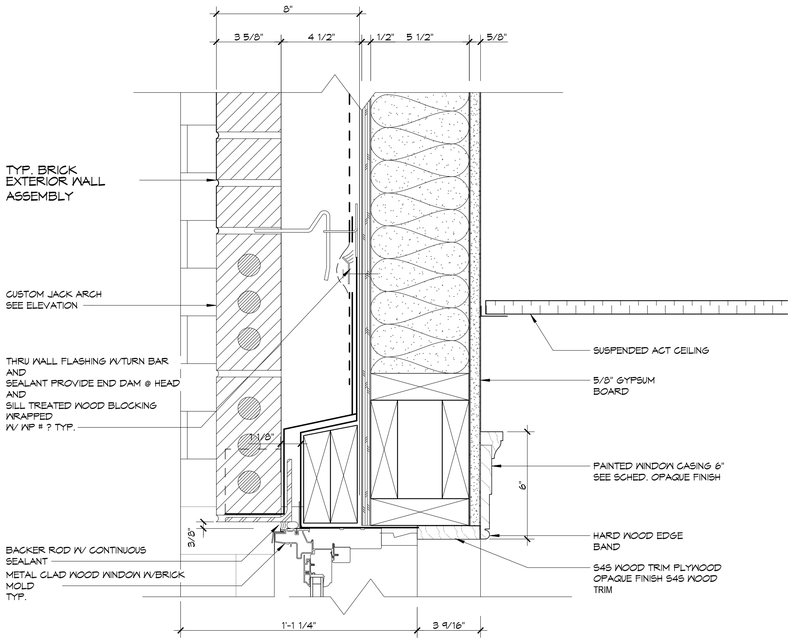

1 WALL SECTION - HEAD DETAIL
SCALE: 3"= 1'-0"

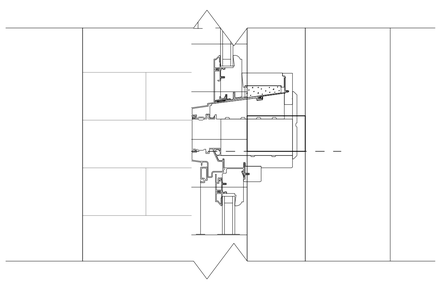

3 WALL SECTION -TRANSOM JAMB DETAIL
SCALE: 3"= 1'-0"

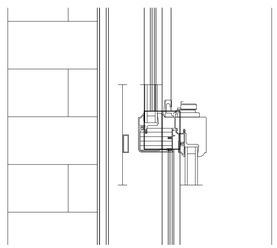

4 SECTION 4 - CALLOUT 1
SCALE: 3"= 1'-0"

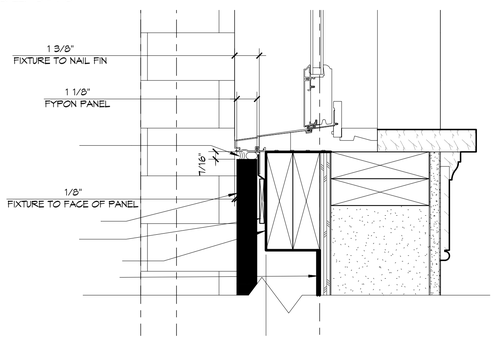

2 SILL DETAIL
SCALE: 3"= 1'-0"

DAMMON ENGINEERING, INC.
LOUISIANA & MISSISSIPPI

www.dammonengineering.com
info@dammonengineering.com
PH: 985.649.5832

Chief Engineer: Brian Mistich, PE
504 Robert Scott Trail
Slidell, LA 70458

#	DESCRIPTION	DATE

REVISIONS

SEAL:

NEW MEDICAL OFFICE
DIANA OAK HARBOR REAL ESTATE LLC
540 OAK HARBOR BLVD
SLIDELL, LA 70458

JOB No:	2513	DATE:	03-16-2025
DRAWN BY:	CKD	CHECKED BY:	JMS

THIS DRAWING IS THE PROPERTY OF DAMMON ENGINEERING, INC. AND MUST BE RETURNED ON REQUEST. THIS DRAWING MAY NOT BE REPRODUCED IN WHOLE OR IN PART WITHOUT WRITTEN PERMISSION OF DAMMON ENGINEERING, INC. ALL DESIGNS, DRAWINGS, SPECIFICATIONS, RECORDS, AND OTHER DOCUMENTS PREPARED BY THE ENGINEER PURSUANT TO THIS AGREEMENT ARE INSTRUMENTS OF SERVICE IN RESPECT OF THE PROJECT FOR WHICH THEY WERE PREPARED AND ARE AND SHALL REMAIN THE PROPERTY OF THE ENGINEER WHETHER THE PROJECT FOR WHICH THEY WERE PREPARED IS EXECUTED OR NOT. THE OWNER MAY RETAIN COPIES, INCLUDING COPIES OF THE DRAWINGS AND SPECIFICATIONS, FOR INFORMATION AND REFERENCE IN CONNECTION WITH THE OWNER'S USE AND OCCUPANCY OF THE PROJECT. THE DRAWINGS AND SPECIFICATIONS MAY NOT BE REPRODUCED FOR OTHER PROJECTS OR FOR THE COMPLETION OF THIS PROJECT BY OTHERS EXCEPT BY AGREEMENT IN WRITING AND WITHOUT COMPENSATION TO THE ENGINEER.

SHEET TITLE:
WALL SECTION DETAILS

DRAWING NUMBER:
A5.2

SHEET No: 19 of 52