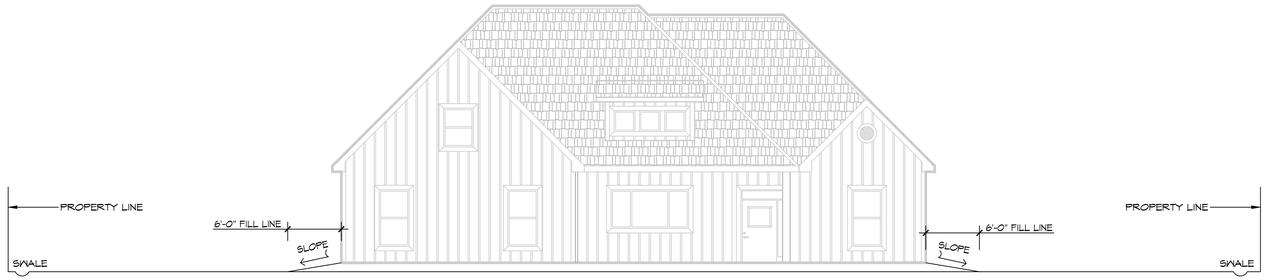

A DRAINAGE PLAN
SCALE: 1/8"=1'-0"

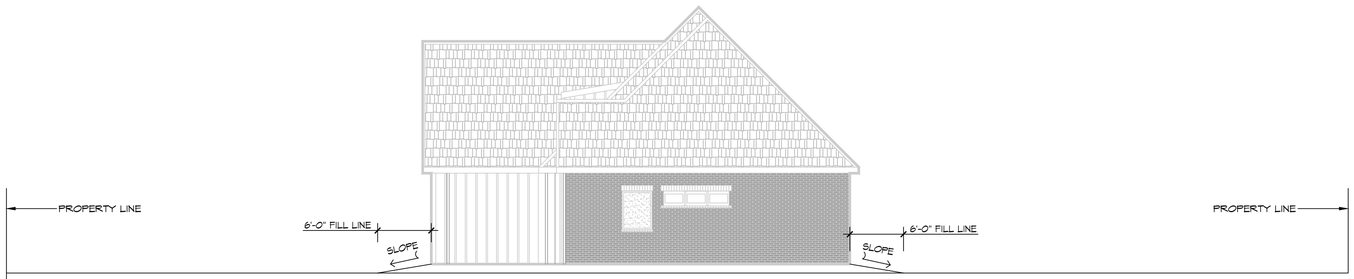

B DRAINAGE PLAN
SCALE: 1/8" = 1'-0"

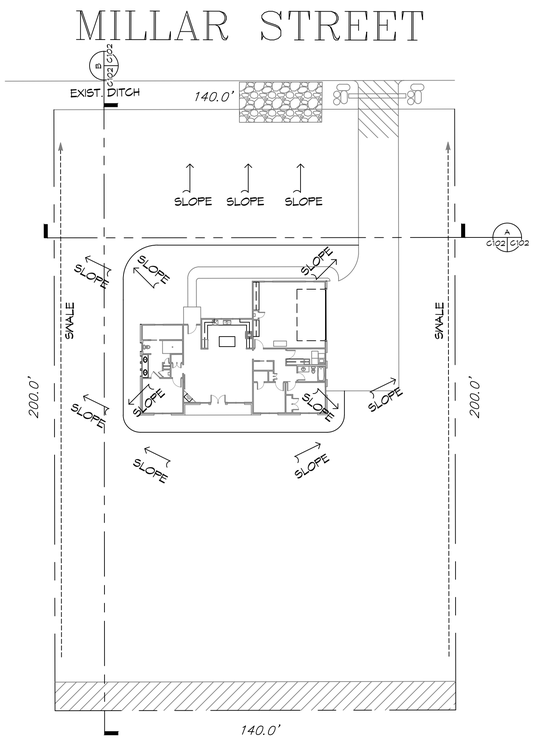

2 PROPOSED DRAINAGE PLAN
SCALE: 1" = 25'-0"

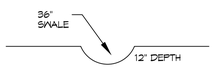

SWALE
SCALE: N.T.S.

DRAINAGE NOTES

1. CONTRACTOR SHALL PROVIDE ALL LABOR, MATERIAL, TRANSPORTATION, SUPERVISION, CLEAN-UP, SERVICES, AND EQUIPMENT FOR A COMPLETE OPERATING SYSTEM.
2. PROVIDE POSITIVE DRAINAGE AWAY FROM BLDG AND SHALL SLOPE TOWARDS EXISTING DITCHES AND CULVERTS.

GENERAL SITE NOTES

1. PROVIDE ALL LABOR, MATERIAL AND EQUIPMENT FOR A COMPLETE OPERATING SYSTEM. CONTRACTOR IS TO FIELD VERIFY ALL EXISTING UTILITY LOCATIONS, ELEVATIONS, AND INVERTS PRIOR TO COMMENCING ANY WORK. CONTRACTOR SHALL PAY NECESSARY FEES FOR THE UTILITIES CONNECTIONS.
2. CONTRACTOR TO BE RESPONSIBLE TO VERIFY ANY INVERTS AND SET NEW INVERTS OF SEWAGE AND DRAINAGE PIPES.
3. ALL WORK AND MATERIAL TO COMPLY STRICTLY TO THE LATEST LOCAL CITY PARISH, STATE, AND NATIONAL GOVERNING CODES.
4. SEWAGE LINES 3" AND SMALLER SHALL BE SLOPED 1/4" PER FOOT AND LINES THAT ARE 4" AND LARGER SHALL BE SLOPED 1/8" PER FOOT.
5. CONTRACTOR SHALL CONTACT LOUISIANA ONE CALL PRIOR TO COMMENCEMENT OF SITE EXCAVATION.

LEGEND

- PROPERTY LINE
- SWALE
- EROSION MAT
- VEGETATED BUFFER
- EXIT PAD
- RIP RAP

DAMMON ENGINEERING, INC.
LOUISIANA & MISSISSIPPI
www.dammonengineering.com
info@dammonengineering.com
PH: 985.649.5832
Chief Engineer: Brian Mistich, PE
554 Old Spanish Trail
Slidell, LA 70458

REVISIONS

#	DESCRIPTION	DATE

SEAL:

HOUSE PLAN

BRIAN AND JANET MISTICH

21444 MILLAR STREET
ABITA SPRINGS, LA. 70420

JOB No:		DATE:	06-17-2025
DRAWN BY:	LJP	CHECKED BY:	BAM

SHEET TITLE:
PROPOSED DRAINAGE & FILL SITE PLAN

DRAWING NUMBER:
C102

SHEET No: 2 of 11