

7 FRONT ELEVATION PLAN
SCALE: 1/4" = 1'-0"

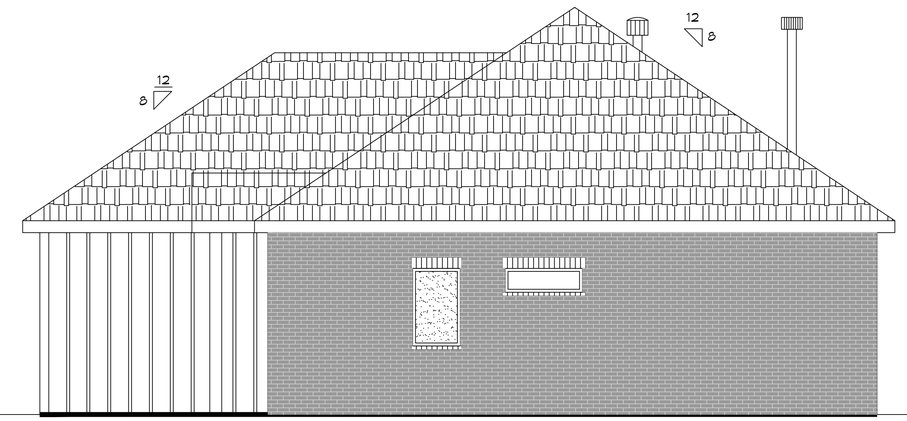

8 RIGHT ELEVATION PLAN
SCALE: 1/4" = 1'-0"

9 REAR ELEVATION PLAN
SCALE: 1/4" = 1'-0"

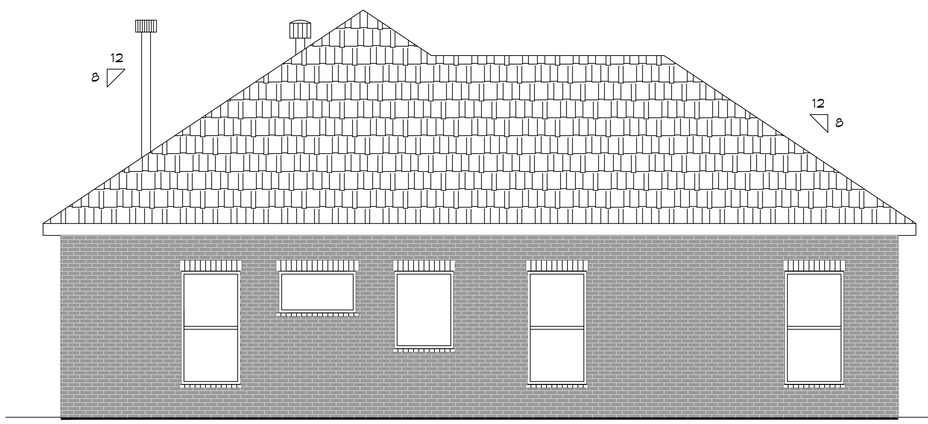

10 LEFT ELEVATION PLAN
SCALE: 1/4" = 1'-0"

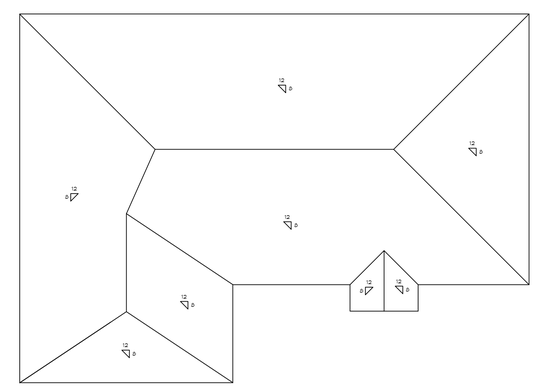

11 ROOF PLAN
SCALE: NTS

DAMMON ENGINEERING, INC.
LOUISIANA & MISSISSIPPI

Chief Engineer: Brian Mistich, PE
5544 Lakeshore Drive
Slidell, LA 70458

www.dammonengineering.com
info@dammonengineering.com
PH: 985.649.9832

#	DESCRIPTION	DATE

REVISIONS

SEAL:

HOUSE PLAN

BRIAN AND JANET MISTICH

21444 MILLAR STREET
ABITA SPRINGS, LA. 70420

JOB No:	
DATE:	07-09-2025
DRAWN BY:	SCA
CHECKED BY:	CAD

THIS DOCUMENT, THE IDEAS AND DESIGNS INCORPORATED HEREIN, AS AN INSTRUMENT OF PROFESSIONAL SERVICE, IS THE PROPERTY OF DAMMON ENGINEERING, INC. AND SHALL NOT BE USED FOR ANY PURPOSE NOT SPECIFICALLY AGREED TO IN WRITING BY DAMMON ENGINEERING, INC. ALL REPRODUCTIONS, COPIES OR SUBMISSIONS MADE TO THE AUTHORITIES HAVING JURISDICTION AND BY WAY OF THEIR ACCEPTANCE, ARE FOR REVIEW PURPOSES ONLY AND ARE TO BE RETURNED UPON REQUEST. ANY REUSE OF THESE DOCUMENTS ON OTHER PROJECTS, OR WHICH HAVE BEEN PREPARED BY AND/OR PROVIDED WITHOUT WRITTEN CONSENT OF DAMMON ENGINEERING, INC. SHALL BE AT THE USER'S SOLE RISK AND WITHOUT LIABILITY OR LEGAL EXPOSURE TO DAMMON ENGINEERING, INC.

SHEET TITLE:
EXTERIOR ELEVATION PLAN

DRAWING NUMBER:
A102

SHEET No: 8 of 11