

EXISTING

- A1** Remove and dispose of existing lettersets:
Patch and Paint from previous signage.
- A2** Install Qty (1) ONE NEW Black Day/WhiteNight
channel letters with logo on front.
Letters raceway mount.

*This sign is designed to withstand 130 MPH wind load.
*This sign will contain a UL label.
*This sign is to be installed using 3/8" thru-bolts or
appropriately sized hardware as necessary.
*Channel letters are to be attached to raceway using typical
non-corrosive screw in anchors.



PROPOSED




Code Note:
Wall Signs- 3 sf per lin ft of primary bldg
frontage elevation or 20% of the bldg frontage
elevation area. 1 Sign MAX 300 sf.



Chen Med
1918 Williams Blvd
Kenner, LA

approved by _____ date _____


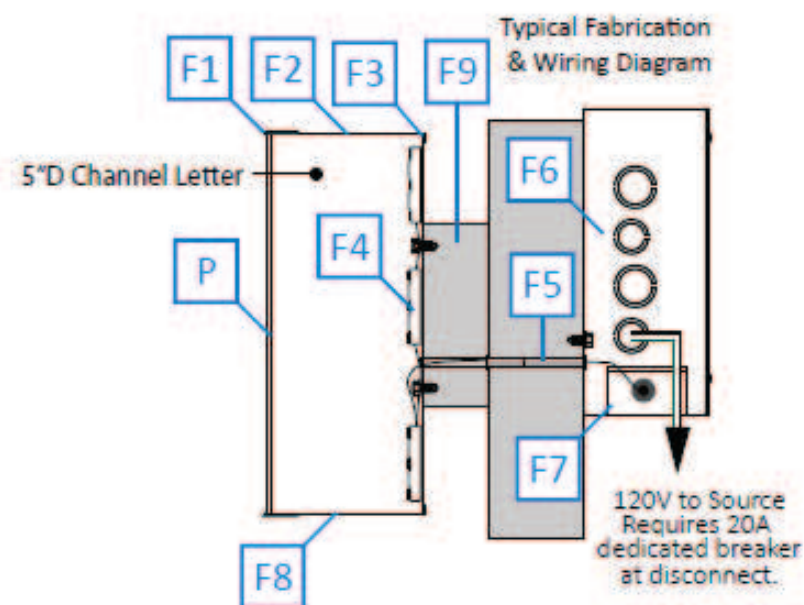


	Overall Height A	Overall Width B	Icon Width C	Copy Width D	Upper Case "C" E	Lower case "r" F	Minimum Stroke "I"	Square Footage Box Measured
6'H Horizontal	6'-0"	28'-3"	6'-8 1/4"	20'-5 1/4"	2'-0 1/4"	1'-5 1/4"	1 1/16"	169.5

**Face-Lit Channel Letter Set
Raceway Mounted**

- P1 1st surface digitally printed 1/8" white acrylic with color to match ChenMed approved color menu.
- P2 1/8" white acrylic with Day/Night Vinyl applied to 1st surface.
- F1 1" Trimcap attached to return w/#8 Metal screw every 12" Minimum. Black
- F2 .040 Aluminum returns. Painted Semi-Gloss Black.
- F3 .063 Aluminum Backer
- F4 12V Principle LED's Suitable for wet locations
- F5 Weather proof Pass thru for low voltage wire
- F6 Electrical Box
- F7 LED Premium Power Supply. IP68 Waterproof 120-277
- F8 Weep Holes
- F9 6"H X 2" Deep Raceway painted to match building fascia.

*This sign is designed to withstand 130 MPH wind load.
 *This sign will contain a UL label.
 *This sign is to be installed using 3/8" thru-bolts or appropriately sized hardware as necessary.
 *Channel letters are to be attached to raceway using typical non-corrosive screw in anchors.



Chen Med
1918 Williams Blvd
Kenner, LA

approved by _____ date _____