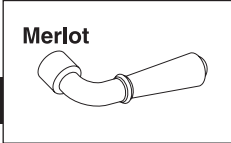
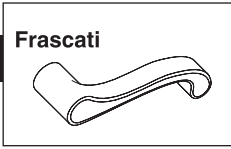


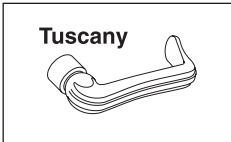
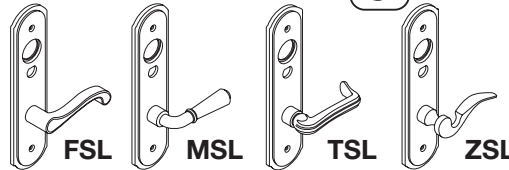
**Lever Designs: FSG, MSG, TSG, ZSG** 

**Lever: Rose:**  
Cast Cast




**Lever Designs: FSL, MSL<sup>1</sup>, TSL, ZSL** 

**Lever: Escutcheon:**  
Cast Cast



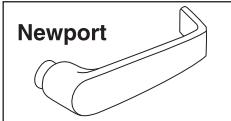
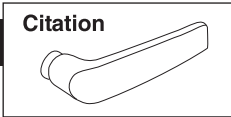
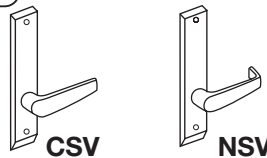
Function	Description	FSG, MSG, TSG, ZSG			FSL, MSL, TSL, ZSL			
		Finish: 612, 618, 619, 625, 626	Finish: 605E*, 606E* 613 <sup>2</sup> , 722	Finish: 611, 613L <sup>2</sup>	Finish: 612, 618, 619, 625, 626	Finish: 605E*, 606E* 613 <sup>2</sup> , 722	Finish: 611, 613L <sup>2</sup>	
ML20901*	Single Cylinder	Fail Safe	\$909.00	\$964.00	\$974.00	\$964.00	\$1,019.00	\$1,029.00
ML20903*		Fail Safe						
ML20904*		Fail Secure						
ML20905*		Fail Secure						
ML20910*	No Cylinder Override	Fail Safe	\$856.00	\$911.00	\$921.00	\$911.00	\$966.00	\$976.00
ML20920*		Fail Safe						
ML20930*		Fail Secure						
ML20940*		Fail Secure						

Notes:

-  1. Escutcheon trims are available for 1-3/8", 1-3/4" or 2-1/4" door thicknesses only.
- \*Infini-T® is a technologically advanced finish produced by a coating process called Physical Vapor Deposition (PVD). *Infini-T* provides the ultimate surface protection against the elements and everyday wear and tear.
- 2. 613 finish is brass base lever & rose/escutcheon.

**Lever Designs: CSV, NSV** 

**Lever: Escutcheon:**  
Cast Forged Stainless



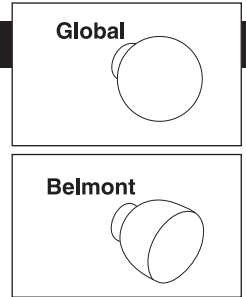
Function	Description	CSV, NSV	
		Finish: 630	
ML20901*	Single Cylinder	Fail Safe	\$1,152.00
ML20903*		Fail Safe	
ML20904*		Fail Secure	
ML20905*		Fail Secure	
ML20910*	No Cylinder Override	Fail Safe	\$1,099.00
ML20920*		Fail Safe	
ML20930*		Fail Secure	
ML20940*		Fail Secure	



\*ElectroLynx®  
As part of their promise to provide innovative, fast and effective, and higher security solutions to their customers, ASSA ABLOY Group companies offer ElectroLynx, a universal quick-connect system that simplifies the electrification of the door opening. ElectroLynx® is a registered trademark of ASSA ABLOY, Inc.

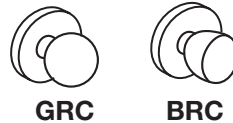
**Knob Designs: GWC, BWC**

**Knob: Rose:**  
Wrought Wrought  
Reinforced Reinforced



**Knob Designs: GRC, BRC**

**Knob: Rose:**  
Wrought Wrought  
Reinforced Reinforced



Function	Description		GWC, BWC		GRC, BRC		
			Finish: 612, 619 625, 626	Finish: 605, 606, 611, 613, 618, 722	Finish: 612, 619, 625, 626	Finish: 605, 606, 613, 722	Finish: 611, 618, 629, 630
ML20901*	Single Cylinder	Fail Safe	\$796.00	\$804.00	\$834.00	\$842.00	\$852.00
ML20903*		Fail Safe					
ML20904*		Fail Secure					
ML20905*		Fail Secure					
ML20910*	No Cylinder Override	Fail Safe	\$743.00	\$751.00	\$781.00	\$789.00	\$799.00
ML20920*		Fail Safe					
ML20930*		Fail Secure					
ML20940*		Fail Secure					

**Knob Designs: GWD, BWD**

**Knob: Rose:**  
Wrought Wrought  
Reinforced Reinforced



**Knob Designs: GRD, BRD**

**Knob: Rose:**  
Wrought Wrought  
Reinforced Reinforced



Function	Description		GWD, BWD		GRD, BRD		
			Finish: 612, 619 625, 626	Finish: 605, 606, 611, 613, 618, 722	Finish: 612, 619, 625, 626	Finish: 605, 606, 613, 722	Finish: 611, 618, 629, 630
ML20901*	Single Cylinder	Fail Safe	\$806.00	\$814.00	\$844.00	\$852.00	\$862.00
ML20903*		Fail Safe					
ML20904*		Fail Secure					
ML20905*		Fail Secure					
ML20910*	No Cylinder Override	Fail Safe	\$753.00	\$761.00	\$791.00	\$799.00	\$809.00
ML20920*		Fail Safe					
ML20930*		Fail Secure					
ML20940*		Fail Secure					



\*ElectroLynx®

As part of their promise to provide innovative, fast and effective, and higher security solutions to their customers, ASSA ABLOY Group companies offer ElectroLynx, a universal quick-connect system that simplifies the electrification of the door opening. ElectroLynx® is a registered trademark of ASSA ABLOY, Inc.

**Knob Designs: GSA**

**Knob: Rose:**

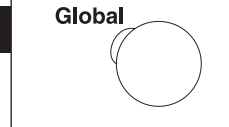
Cast Wrought

Rose substitutions for GSA: 2-1/4" cast rose in place of 2-1/4" wrought rose, substitute letter "B" in place of "A" (e.g. GSB). **Add \$33.00 per lockset.**


2-7/8" cast rose in place of 2-1/4" wrought rose, substitute letter "F" in place of "A" (e.g. GSF). **Add \$44.00 per lockset.**



**GSA**



**Global**

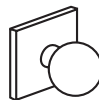


**Belmont**

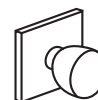
**Knob Designs: GRE, BRE**

**Knob: Rose:**

Wrought Wrought  
Reinforced Reinforced



**GRE**




**BRE**

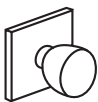
Function	Description	GSA			GRE, BRE			
		Finish: 612, 619 625, 626	Finish: 605, 606, 613, 722	Finish: 611, 618, 629, 630	Finish: 612, 619, 625, 626	Finish: 605, 606, 613, 722	Finish: 611, 618, 629, 630	
ML20901*	Single Cylinder	Fail Safe	\$928.00	\$936.00	\$946.00	\$844.00	\$852.00	\$862.00
ML20903*		Fail Safe						
ML20904*		Fail Secure						
ML20905*		Fail Secure						
ML20910*	No Cylinder Override	Fail Safe	\$875.00	\$883.00	\$893.00	\$791.00	\$799.00	\$809.00
ML20920*		Fail Safe						
ML20930*		Fail Secure						
ML20940*		Fail Secure						

**Knob Designs: GWE, BWE**

**Knob: Rose:**  
Wrought Wrought  
Reinforced Reinforced



**GWE**



**BWE**

**Knob: Rose:**  
Wrought Wrought  
Reinforced Reinforced



**GRM**



**BRM**

Function	Description	GWE, BWE		GRM, BRM			
		Finish: 612, 619 625, 626	Finish: 605, 606, 611, 613, 618, 722	Finish: 612, 619, 625, 626	Finish: 605, 606, 613, 722	Finish: 611, 618, 629, 630	
ML20901*	Single Cylinder	Fail Safe	\$806.00	\$814.00	\$858.00	\$866.00	\$876.00
ML20903*		Fail Safe					
ML20904*		Fail Secure					
ML20905*		Fail Secure					
ML20910*	No Cylinder Override	Fail Safe	\$753.00	\$761.00	\$805.00	\$813.00	\$823.00
ML20920*		Fail Safe					
ML20930*		Fail Secure					
ML20940*		Fail Secure					

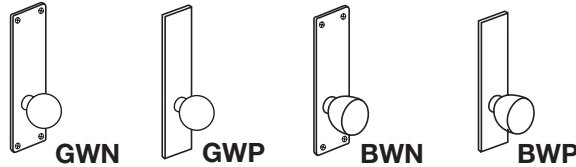


\*ElectroLynx®

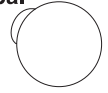
As part of their promise to provide innovative, fast and effective, and higher security solutions to their customers, ASSA ABLOY Group companies offer ElectroLynx, a universal quick-connect system that simplifies the electrification of the door opening. ElectroLynx® is a registered trademark of ASSA ABLOY, Inc.

**Knob Designs: GWN, GWP, BWN, BWP**

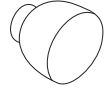
**Knob:** Wrought  
**Escutcheon:** Wrought



Global

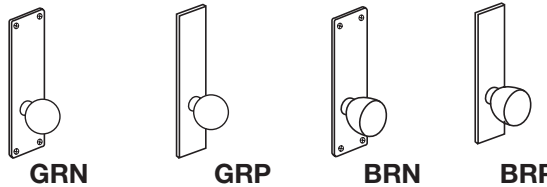


Belmont



**Knob Designs: GRN, GRP, BRN, BRP**

**Knob:** Wrought Reinforced  
**Escutcheon:** Wrought

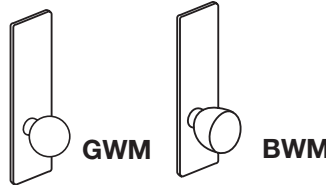


Function	Description		GWN, GWP, BWN, BWM			GRN, GRP, BRN, BRP		
			Finish: 612, 619 625, 626	Finish: 605, 606, 613, 722	Finish: 611, 618	Finish: 612, 619, 625, 626	Finish: 605, 606, 613, 722	Finish: 611, 618, 629, 630
ML20901*	Single Cylinder	Fail Safe	\$836.00	\$844.00	\$854.00	\$871.00	\$879.00	\$889.00
ML20903*		Fail Safe						
ML20904*		Fail Secure						
ML20905*		Fail Secure						
ML20910*	No Cylinder Override	Fail Safe	\$783.00	\$791.00	\$801.00	\$818.00	\$826.00	\$836.00
ML20920*		Fail Safe						
ML20930*		Fail Secure						
ML20940*		Fail Secure						


**Knob Designs: GWM, BWM**

**Knob Designs: GSM**

**Knob:** Wrought  
**Escutcheon:** Wrought



**Knob:** Cast  
**Escutcheon:** Wrought



Function	Description		GWM, BWM			GSM		
			Finish: 612, 619 625, 626	Finish: 605, 606, 613, 722	Finish: 611, 618	Finish: 612, 619, 625, 626	Finish: 605, 606, 613, 722	Finish: 611, 618, 629, 630
ML20901*	Single Cylinder	Fail Safe	\$819.00	\$827.00	\$837.00	\$928.00	\$936.00	\$946.00
ML20903*		Fail Safe						
ML20904*		Fail Secure						
ML20905*		Fail Secure						
ML20910*	No Cylinder Override	Fail Safe	\$766.00	\$774.00	\$784.00	\$875.00	\$883.00	\$893.00
ML20920*		Fail Safe						
ML20930*		Fail Secure						
ML20940*		Fail Secure						




\*ElectroLynx®

As part of their promise to provide innovative, fast and effective, and higher security solutions to their customers, ASSA ABLOY Group companies offer ElectroLynx, a universal quick-connect system that simplifies the electrification of the door opening. ElectroLynx® is a registered trademark of ASSA ABLOY, Inc.

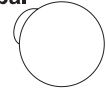
**Knob Designs: GRR, BRR**

**Knob:**  
Wrought  
Reinforced

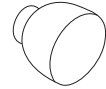
**Escutcheon:**  
Cast



**Global**



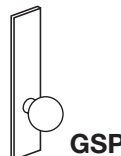
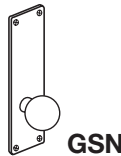
**Belmont**



**Knob Designs: GSN, GSP**

**Knob:**  
Cast

**Escutcheon:**  
Wrought





Function	Description		GRR, BRR			GSN, GSP		
			Finish: 612, 619 625, 626	Finish: 605, 606, 613, 722	Finish: 611, 618	Finish: 612, 619, 625, 626	Finish: 605, 606, 613, 722	Finish: 611, 618, 629, 630
ML20901*	Single Cylinder	Fail Safe	\$899.00	\$907.00	\$917.00	\$928.00	\$936.00	\$946.00
ML20903*		Fail Safe						
ML20904*		Fail Secure						
ML20905*		Fail Secure						
ML20910*	No Cylinder Override	Fail Safe	\$846.00	\$854.00	\$864.00	\$875.00	\$883.00	\$893.00
ML20920*		Fail Safe						
ML20930*		Fail Secure						
ML20940*		Fail Secure						

**Lever Designs: GWR, BWR**

**Lever Designs: GSR**


**Knob:**  
Wrought

**Escutcheon:**  
Cast



**Knob:**  
Cast

**Escutcheon:**  
Cast



Function	Description		GWR, BWR			GSR		
			Finish: 612, 619 625, 626	Finish: 605, 606, 613, 722	Finish: 611, 618	Finish: 612, 619, 625, 626	Finish: 605, 606, 613, 722	Finish: 611, 618, 629, 630
ML20901*	Single Cylinder	Fail Safe	\$863.00	\$871.00	\$881.00	\$955.00	\$963.00	\$973.00
ML20903*		Fail Safe						
ML20904*		Fail Secure						
ML20905*		Fail Secure						
ML20910*	No Cylinder Override	Fail Safe	\$810.00	\$818.00	\$828.00	\$902.00	\$910.00	\$920.00
ML20920*		Fail Safe						
ML20930*		Fail Secure						
ML20940*		Fail Secure						

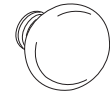


\*ElectroLynx®

As part of their promise to provide innovative, fast and effective, and higher security solutions to their customers, ASSA ABLOY Group companies offer ElectroLynx, a universal quick-connect system that simplifies the electrification of the door opening. ElectroLynx® is a registered trademark of ASSA ABLOY, Inc.

**Knob Designs: YWA**

Yankee



**Knob: Rose:**

Cast Wrought

Rose substitutions for YWA:

2-1/4" cast rose in place of 2-1/4" wrought rose, substitute letter "B" in place of "A" (e.g. YWB). **Add \$32.00 per lockset.**

2-7/8" cast rose in place of 2-1/4" wrought rose, substitute letter "F" in place of "A" (e.g. YWF). **Add \$44.00 per lockset.**



YWA

**Knob Designs: YWM**

**Knob: Escutcheon:**

Wrought Wrought



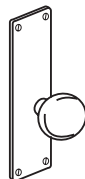
YWM

Function	Description	YWA			YWM			
		Finish: 612, 619 625, 626	Finish: 605, 606, 613, 722	Finish: 611, 618, 629, 630	Finish: 612, 619, 625, 626	Finish: 605, 606, 613, 722	Finish: 611, 618, 629, 630	
ML20901*	Single Cylinder	Fail Safe	\$834.00	\$842.00	\$852.00	\$858.00	\$866.00	\$876.00
ML20903*		Fail Safe						
ML20904*		Fail Secure						
ML20905*		Fail Secure						
ML20910*	No Cylinder Override	Fail Safe	\$781.00	\$789.00	\$799.00	\$805.00	\$813.00	\$823.00
ML20920*		Fail Safe						
ML20930*		Fail Secure						
ML20940*		Fail Secure						

**Knob Designs: YWN, YWP**

**Knob Designs: YWR**

**Knob: Escutcheon:**  
Wrought Wrought



YWN



YWP

**Knob: Escutcheon:**  
Wrought Cast



YWR

Function	Description	YWN, YWP			YWR			
		Finish: 612, 619 625, 626	Finish: 605, 606, 613, 722	Finish: 611, 629, 618, 630	Finish: 612, 619, 625, 626	Finish: 605, 606, 613, 722	Finish: 611, 618, 629, 630	
ML20901*	Single Cylinder	Fail Safe	\$871.00	\$879.00	\$889.00	\$899.00	\$907.00	\$917.00
ML20903*		Fail Safe						
ML20904*		Fail Secure						
ML20905*		Fail Secure						
ML20910*	No Cylinder Override	Fail Safe	\$818.00	\$826.00	\$836.00	\$846.00	\$854.00	\$864.00
ML20920*		Fail Safe						
ML20930*		Fail Secure						
ML20940*		Fail Secure						



\*ElectroLynx®

As part of their promise to provide innovative, fast and effective, and higher security solutions to their customers, ASSA ABLOY Group companies offer ElectroLynx, a universal quick-connect system that simplifies the electrification of the door opening. ElectroLynx® is a registered trademark of ASSA ABLOY, Inc.

<b>Voltage</b>	
<b>Description</b>	<b>Specify Quick Code</b>
12 volt alternating current/direct current (AC/DC)	12AD
24 volt alternating current/direct current (AC/DC)	24AD

<b>Electrified Options for ML20900</b>		
<b>Description</b>	<b>Specify Quick Code</b>	<b>Add or Deduct</b>
Latchbolt Monitor	M91*	\$160.00
Request to Exit (REX)	M92*	\$98.00
Security monitor	M105*	\$285.00
Latchbolt monitor x request to exit	M91 x M92*	\$258.00
Request to Exit x security monitor	M92 x M105*	\$383.00

<b>Accessories</b>		
<b>Part No.</b>	<b>Description</b>	<b>Add or Deduct</b>
BPS-24-1	Power Supply 24V 1 AMP	\$238.00
BPS-12-1	Power Supply 12V 1 AMP	
BPS-24-2	Power Supply 24V 2 AMP	\$489.00
BPS-12-3	Power Supply 12V 3 AMP	



**\*ElectroLynx®**

As part of their promise to provide innovative, fast and effective, and higher security solutions to their customers, ASSA ABLOY Group companies offer ElectroLynx, a universal quick-connect system that simplifies the electrification of the door opening. ElectroLynx® is a registered trademark of ASSA ABLOY, Inc.

<b>Lock Only</b>						<b>Trim Key</b>	
						KK	Knob x Knob
LL	Lever x Lever						
LK	Lever x Knob						
KL	Knob x Lever						
HL	Lever Inside only						
HK	Knob inside Only						

Includes lockcase, armored front, strike and screw pack. Cylinder(s) and thumbturn lever are not included.

<b>Ordering Example</b>					
Quantity	Series/Function	Trim See Key Below	Finish	Door Thickness	Optional Strike
12	ML2055	LL	626	D138	SS078

Function	Description	LL, LK, KL, HL, HK <sup>2</sup>		KK <sup>2</sup>		
		Available in all listed mortise trim finishes				
ML2010	Non-Keyed	Passage	\$214.00	\$214.00	\$214.00	
ML2020		Privacy	\$268.00	\$268.00	\$268.00	
ML2030		Privacy				
ML2060		Privacy				
ML2051	Single Cylinder	Office	\$248.00	\$248.00	\$248.00	
ML2053		Entrance	\$268.00	\$268.00	\$268.00	
ML2054		Entrance				
ML2055		Classroom	\$248.00	\$248.00	\$248.00	
ML2056		Classroom Holdback				
ML2057		Storeroom				
ML2058		Entrance Holdback	\$268.00	\$268.00	\$268.00	
ML2069		Institution Privacy	\$248.00	\$248.00	\$248.00	
ML2024		Single Cylinder with Deadbolt	Entrance	\$268.00	\$268.00	\$268.00
ML2048			Entrance			
ML2059	Security Storeroom					
ML2065	Dormitory					
ML2067	Apartment					
ML2073	Classroom Security					
ML2075	Entrance					
ML2029	Hotel		\$284.00	\$284.00	\$284.00	
ML2022	Store Door	\$248.00	\$248.00	\$248.00		
ML2032	Institution					
ML2042	Entrance					
ML2052	Classroom Intruder					
ML2062	Intruder Deadbolt					
ML2072	Classroom Security Intruder					
ML2082	Dormitory					
ML2092	Security Institution					
ML20901	Single Cylinder	Fail Safe	\$454.00	\$454.00	\$454.00	
ML20903		Fail Safe				
ML20904		Fail Secure				
ML20905		Fail Secure				
ML20910	Fail Safe					
ML20920	No Cylinder Override	Fail Safe	\$454.00	\$454.00	\$454.00	
ML20930		Fail Secure				
ML20940		Fail Secure				

<b>Conversion Kits</b>		
Part Number	Description	Price
683F34	Knob operation to lever operation <sup>1</sup>	\$27.00

Notes: 1. Kits contain internal lock parts only. Order knobs, spindles, escutcheons, cylinders and collars separately.  
 2. For master ring, specify quick code MR-LC. Add \$20.00.

### Cylinder & Keying Options

Description	Specify Quick Code	Add or Deduct
Conventional 6-pin	(standard)	No Charge
Conventional 7-pin	7P	Add \$2.00 per cylinder
Less Standard Cylinder	LC	Deduct \$53.00 per cylinder
Less Hotel Cylinder	LC	Deduct \$76.00 per cylinder
Less Master Ring Cylinder <sup>3</sup>	MR-LC	Deduct \$28.00 per cylinder
Less Concealed Shell Cylinder	PO-LC	Add \$4.00 per lockset
Pyramid Security Fixed Core <sup>2</sup>	PS	Add \$31.00 per cylinder
Pyramid Security IC <sup>2</sup>	PCS	Add \$77.00 per cylinder
Pyramid High Security Fixed Core <sup>2</sup>	PHS	Add \$49.00 per cylinder
Pyramid High Security IC <sup>2</sup>	PCHS	Add \$94.00 per cylinder
Pyramid IC with Temporary Construction Core <sup>2,4</sup>	CTP	Add \$49.00 per cylinder
Pyramid IC with Temporary Disposable Core <sup>2,4</sup>	CTPD	No Charge
Pyramid IC Less Core <sup>2</sup>	CLP	No Charge
Security <sup>5</sup>	HS	Add \$63.00 per cylinder
Security IC <sup>1,5</sup>	CHS	Add \$110.00 per cylinder
Blockout Function Cylinder	BO	Add \$73.00 per cylinder
IC 6-pin	C6	Add \$44.00 per cylinder
IC 6-pin with Temporary Construction Core (Red)	CT6R	Add \$49.00 per cylinder
IC 6-pin with Temporary Construction Core (Blue)	CT6B	Add \$49.00 per cylinder
IC 6-pin with Temporary Construction Core (Green)	CT6G	Add \$49.00 per cylinder
IC 6-pin with Temporary Disposable Core	CT6D	No Charge
IC 6-pin Less Core	CL6	No Charge
IC 7-pin <sup>2</sup>	C7	Add \$52.00 per cylinder
IC 7-pin with Temporary Construction Core (Red) <sup>2</sup>	CT7R	Add \$57.00 per cylinder
IC 7-pin with Temporary Construction Core (Blue) <sup>2</sup>	CT7B	Add \$57.00 per cylinder
IC 7-pin with Temporary Construction Core (Green) <sup>2</sup>	CT7G	Add \$57.00 per cylinder
IC 7-pin with Temporary Disposable Core <sup>2</sup>	CT7D	Add \$8.00 per cylinder
IC 7-pin Less Core <sup>2</sup>	CL7	Add \$8.00 per cylinder
Master Ring <sup>3</sup>	MR	Add \$48.00 per cylinder
Flex Head Cylinder, 6-pin (sectional trim)	FX6	Add \$45.00 per cylinder
Flex Head Cylinder, 7-pin (sectional trim)	FX7	Add \$47.00 per cylinder
Flex Head Master Ring (sectional trim)	FXM	Add \$86.00 per cylinder
Plug only to show, 6-pin (concealed shell) (available for M and R escutcheons and single cylinder functions only)	P06	Add \$58.00 per lockset
Plug only to show, 7-pin (concealed shell) (available for M and R escutcheons and single cylinder functions only)	P07	Add \$60.00 per lockset

**Notes:**

1. CHS ordered with CT6 option add additional \$5.00 per cylinder.
2. Pyramid series and IC-7 pin are not available in ML2029 function.
3. Available for "M" escutcheon and sectional trim only. Not available for 17, 29 or 32 functions, and ECL functions.
4. Refer to page Key construction core program, pg. 41 for example of CTP option pricing.
5. For existing systems only.

**Cylinder & Keying Options\* (con't)**

Description	Specify Quick Code	Add or Deduct
0-Bitted with two blank keys <sup>5</sup>	(standard)	No Charge
Keyed Random <sup>4</sup>	KR	No Charge
Master keyed (all cylinders except 8000, 8020, 8027 IC core)	specify keyset	Add \$10.00 per cylinder
Master keyed Pyramid	specify keyset	Add \$10.00 per cylinder
Master keyed Security (including IC cylinder and core)	specify keyset	Add \$10.00 per cylinder
Master keyed (8000, 8020, 8027 IC core)	specify keyset	No Charge
Master keyed to customer bittings or sample key	specify keyset	Add \$12.00 per cylinder
Construction master keyed <sup>1,2</sup>	CMK	Add \$10.00 per cylinder
Visual key control (VKC)		
- No Stamping	VKC0	Add \$3.70 per cylinder
- Keys only	VKC1	No Charge
- Cylinders and Keys <sup>3</sup>	VKC2	Add \$3.70 per cylinder
- Cylinders only <sup>3</sup>	VKC3	Add \$3.70 per cylinder
Concealed key control (CKC)		
- CKC cylinders with VKC keys	CKC2	Add \$3.70 per cylinder
- CKC cylinders only <sup>3</sup>	CKC3	Add \$3.70 per cylinder

\*Double Cylinder Keying: Unless otherwise specified, both cylinders of 12, 22 and 32 function locks will be keyed alike. The inside cylinder of 42 function locks will be keyed to the master key(s) only, while the outside cylinder will include the change key. If different is required, specify outside cylinder first, then inside cylinder. For key bows other than 10 and 90, specify "KB" + bow number as Quick Code, e.g. KB12. No extra charge.

Notes: KB92 cannot be furnished with VKC or other markings.

1. CMK Construction master keying charge is in addition to master keying charge.
2. CMK Construction master keying is not available in Pyramid series cylinders.
3. VKC2, VKC3, CKC3 are not available in Pyramid or Security series.
4. Pyramid series is not available keyed random.
5. Security series is not available 0-bitted.

## Strike Options\*

(To purchase strike separately, see catalog or parts manual for part no.)

Lip Length	ANSI Straight Lip - Specify Quick Code	ANSI Curved Lip - Specify Quick Code	Add or Deduct
7/8"	SS078	N/A	No Charge
1-1/8"	(standard)	N/A	
1-1/4"	SS114	SA114	
1-3/8"	SS138	SA138	
1-1/2"	SS112	SA112	
1-3/4"	SS134	SA134	Add \$10.00 per lockset
2"	SS200	SA200	
2-1/4"	SS214	SA214	
2-1/2"	SS212	SA212	
2-3/4"	SS234	SS234	
3"	SS300	SA300	

Description	Door Thickness	Specify Quick Code	Add or Deduct
Open Back Strike	1-3/4"	SB134	Add \$68.00 per lockset
Open Back Strike	2"	SB200	Add \$100.00 per lockset
Open Back Strike	2-1/4"	SB214	
Rabbeted front and strike		SR118	Add \$72.00 per lockset

\* If door thickness is standard or has been specified and no special door or frame condition exist, then only the first two characters of the optional strike Quick Code must be specified (e.g. "SA").

The correct lip length will be determined by our order entry system based on the standard or specified door thickness.

## Door Thickness with Locksets Mortised on Center

(Note: Door thickness with panel not to exceed 2" from centerline of lock.)

Door Thickness	Sectional Rose Trim Specify Quick Code	Escutcheon <sup>1,2</sup> Trim Specify Quick Code	Add or Deduct
1-3/4" (standard)	—	—	No Charge
1-3/8"	D138	D138	
1-7/8"	D178	N/A	
2"	D200	D200	
2-1/8"	D218	N/A	
2-1/4"	D214	D214	
2-3/8"	D238	D238	Add \$70.00 per lockset
2-1/2"	D212	D212	
2-5/8"	D258	D258	
2-3/4"	D234	D234	
2-7/8"	D278	D278	
3"	D300	D300	
3-1/8"	D318	D318	
3-1/4"	D314	D314	
3-3/8"	D338	D338	
3-1/2"	D312	D312	
3-5/8"	D358	D358	
3-3/4"	D334	D334	
3-7/8"	D378	D378	
4"	D400	D400	

**Notes:**

- For 2-3/8" to 4" door thickness: throughbolts and thumbturn lever spindle for 4" door will be provided. Throughbolts and spindles may be field cut.
- "R" and "L" escutcheons are only available for 1-3/8", 1-3/4" and 2-1/4" door thicknesses.

## Panel Applications

Specify Quick Code	Description	Add or Deduct
PNL <sup>1</sup>	Centerline of lockcase to edge of panel not to exceed 2"	Add \$70.00 per lockset

**Note:**

- Specify door thickness less panel, then panel thickness, followed by side of door that panel will be applied (outside or inside).

**Miscellaneous Options**

Description	Specify Quick Code	Add or Deduct
Split designs and split finishes	Outside Trim x Inside Trim	Higher set price prevails
Spanner head screws	M02	Add \$15.00 per lockset
Torx® head screws (n/a with N escutcheon)	M04	Add \$17.00 per lockset
ANSI wrought strike box	M17	No Charge
Occupancy indicator (hotel function only)	M19	No Charge
Knurling outside and inside	M20 <sup>1</sup>	Add \$110.00 per lockset
Knurling outside only	M21 <sup>1</sup>	Add \$55.00 per lockset
Knurling inside only	M22 <sup>1</sup>	Add \$55.00 per lockset
Abrasive coat outside and inside	M23 <sup>1</sup>	Add \$78.00 per lockset
Abrasive coat inside only	M24 <sup>1</sup>	Add \$39.00 per lockset
Abrasive coat outside only	M25 <sup>1</sup>	Add \$39.00 per lockset
Non-ferrous lockcase	M26	Add \$130.00 per lockset
Lead wrapped case	M29	Add \$130.00 per lockset
Half trim (for ML2010, ML2020, ML2022, ML2024, ML2029, ML2030, ML2055, ML2057 only) supplied with inside trim only	M30	Deduct \$40.00 per lockset
Working trim only	M31	See pages ML2000-2 thru ML2000-22
Ergonomic thumbturn (specify door thickness)	M34	Add \$10.00 per TT
Latch Hold Back 42, 51, 55, 57 functions	LHB	Add \$35.00 per lockset

Note:

1. Not available on Vineyard Collection.



**Standard Features**

**Handing**

Field reversible

**Door Thickness**

1-3/4"

**Backset**

2-3/4"

**Strike**

ANSI straight lip  
4-7/8" x 1-1/4" x 1-1/8" lip to center

**Cylinder**

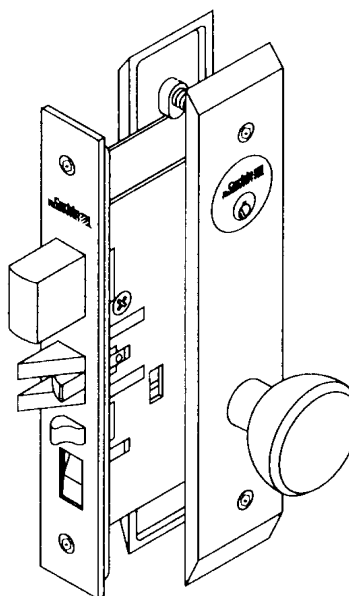
Brass, 6-pin, L4 keyway

**Keys**

Two nickel silver keys

**Screws**

Torx® head



**Ordering Examples**

**Stock Order**

Quantity	Series/Function	Trim	Finish	Hand
100	ML2055HS	SST	626	RHR

**Split Finish Order**

Quantity	Series/Function	Trim	Finish		Hand
			Outside	Inside	
12	ML2055HS	SST	626	625	RHR

Split trim is not available mixing escutcheon with sectional trim or with a different escutcheon.

**Contract/Detailed Order**


Quantity	Keypad	Series/Function	Trim	Finish	Hand	Strike	Misc. Options	Cylinder and Keying
24	AA1	ML2055HS	SST	626	RHR	SA200	M17	C7-VKC3

**Working Trim Only**

Quantity	Function only	Trim	Finish	Hand	Door Thickness	Misc. Options
6	ML2055HS	SST	626	RHR	D214	M31

Includes grip and spindle, rose or escutcheon, thumbturn, adapters and screws.

**Knob Designs: SST**



**Knob:**  
Cast

**Escutcheon:**  
Cast



**KK\* (Lock Only)**

\*Includes lockcase, armored front, strike and screw pack.  
Cylinder and thumbturn are not included.

Function	Description		SST	KK* (Lock only)
			Finish: 605, 606, 611, 612, 613, 625, 626, 722	Finish: 626
ML-2010HS	Non-Keyed	Passage	\$891.00	\$278.00
ML-2020HS		Privacy	\$878.00	\$322.00
ML-2030HS		Privacy		
ML-2051HS	Single Cylinder	Office	\$974.00	\$310.00
ML-2055HS		Classroom		
ML-2057HS		Storeroom		
ML-2069HS		Inst. Privacy		
ML-2024HS	Single Cylinder with Deadbolt	Entrance	\$994.00	\$322.00
ML-2048HS		Entrance		
ML-2065HS		Dormitory		
ML-2067HS		Apartment		
ML-2029HS		Hotel		
ML-2022HS	Double Cylinder	Store Door	\$1,090.00	\$310.00
ML-2032HS		Institution		
ML-2042HS		Entrance		
ML-2013HS	Deadlock	Cylinder x Thumbturn	\$812.00	\$236.00
Full Working Trim (Quick Code M31) No cylinder, includes thumbturn lever			\$794.00	
			No. of screws: 8	

**Cylinder & Keying Options\***

Description	Specify Quick Code	Add or Deduct
Conventional 6-pin	6P	Deduct \$63.00 per cylinder
Conventional 7-pin	7P	Deduct \$61.00 per cylinder
Less Hotel Cylinder (ML2029HS)	LC	Deduct \$134.00 per cylinder
Less Cylinder	LC	Deduct \$116.00 per cylinder
Security (HS) <sup>4</sup>	(standard)	No Charge
Security IC <sup>4</sup>	CHS	Add \$47.00 per cylinder
Blockout Function Cylinder <sup>4</sup>	BO	Add \$10.00 per cylinder
Pyramid Security Fixed Core <sup>1</sup>	PS	Deduct \$32.00 per cylinder
Pyramid Security IC <sup>1</sup>	PCS	Add \$14.00 per cylinder
Pyramid High Security fixed core <sup>1</sup>	PHS	Deduct \$14.00 per cylinder
Pyramid High Security IC <sup>1</sup>	PCHS	Add \$31.00 per cylinder
Pyramid IC with Temporary Construction Core <sup>1,3</sup>	CTP	Deduct \$14.00 per cylinder
Pyramid IC with Temporary Disposable Core <sup>1,3</sup>	CTPD	Deduct \$63.00 per cylinder
Pyramid IC Less Core <sup>1</sup>	CLP	Deduct \$63.00 per cylinder
IC 6-pin	C6	Deduct \$19.00 per cylinder
IC 6-pin with Temporary Construction Core (Red)	CT6R	Deduct \$14.00 per cylinder
IC 6-pin with Temporary Construction Core (Blue)	CT6B	Deduct \$14.00 per cylinder
IC 6-pin with Temporary Construction Core (Green)	CT6G	Deduct \$14.00 per cylinder
IC 6-pin with Temporary Disposable Core	CT6D	Deduct \$63.00 per cylinder
IC 6-pin Less Core	CL6	Deduct \$63.00 per cylinder
IC 7-pin	C7	Deduct \$3.00 per cylinder
IC 7-pin with Temporary Construction Core (Red)	CT7R	Add \$2.00 per cylinder
IC 7-pin with Temporary Construction Core (Blue)	CT7B	Add \$2.00 per cylinder
IC 7-pin with Temporary Construction Core (Green)	CT7G	Add \$2.00 per cylinder
IC 7-pin with Temporary Disposable Core	CT7D	Deduct \$55.00 per cylinder
IC 7-pin Less Core	CL7	Deduct \$55.00 per cylinder

\* Double Cylinder Functions: Unless otherwise specified, both cylinders of 22 function locks will be keyed alike. The inside cylinder of 42 function locks will be keyed to the master key(s) only, while the outside cylinder will include the change key. If different is required, specify outside cylinder first, then inside cylinder.  
 For key bows other than 10 and 90, specify "KB" + bow number as Quick Code, e.g. KB12. No extra charge.

**Notes:**

1. Pyramid series is not available in ML2029 function.
2. Pyramid series is not available keyed random.
3. Refer to page Key construction core program, pg. 41 for example of CTP option pricing.
4. For existing systems only.

**Cylinder & Keying Options\***

Description	Specify Quick Code	Add or Deduct
Keyed Random <sup>2</sup>	KR	No charge
Master keyed (all cylinders except 8000, 8020, 8027 IC core)	Specify keyset	Add \$10.00 per cylinder
Master keyed Security (Including IC cylinder and core)	Specify keyset	
Master keyed Pyramid	Specify keyset	
Master keyed (8000, 8020, 8027 IC core)	Specify keyset	No charge
Master keyed to customer bittings or sample key		Add \$12.00 per cylinder
Construction master keyed <sup>1,2</sup>	CMK	Add \$10.00 per cylinder
Visual key control (VKC)		
-No stamping	VKC0	Add \$3.70 per cylinder
-Keys only	VKC1	No Charge
-Cylinders and Keys <sup>3</sup>	VKC2	Add \$3.70 per cylinder
-Cylinders only <sup>3</sup>	VKC3	Add \$3.70 per cylinder
Concealed key control (CKC)		
-CKC cylinders with VKC keys	CKC2	Add \$3.70 per cylinder
-CKC cylinders only <sup>3</sup>	CKC3	Add \$3.70 per cylinder

\* Double Cylinder Functions: Unless otherwise specified, both cylinders of 22 function locks will be keyed alike. The inside cylinder of 42 function locks will be keyed to the master key(s) only, while the outside cylinder will include the change key. If different is required, specify outside cylinder first, then inside cylinder.  
 For key bows other than 10 and 90, specify "KB" + bow number as Quick Code, e.g. KB12. No extra charge.

- Notes: KB92 cannot be furnished with VKC or other markings.
1. CMK Construction master keying charge is in addition to mastekeying charge.
  2. CMK Construction master keying is not available in Pyramid or Security series.
  3. VKC2, VKC3 are not available in Pyramid or Security series.

**Door Thickness Options**

Description	Specify Quick Code	Add or Deduct
1-3/4"	(standard)	No Charge
2"	D200	
2-1/4"	D214	

**Strike Options\***

Lip Length	ANSI Straight Lip - Specify Quick Code	ANSI Curved Lip - Specify Quick Code	Add or Deduct
7/8"	SS078	N/A	No Charge
1-1/8"	(standard)	N/A	
1-1/4"	SS114	SA114	
1-3/8"	SS138	SA138	
1-1/2"	SS112	SA112	
1-3/4"	SS134	SA134	
2"	SS200	SA200	Add \$10.00 per lockset
2-1/4"	SS214	SA214	
2-1/2"	SS212	SA212	
2-3/4"	SS234	SA234	
3"	SS300	SA300	

\*To purchase strike separately, see catalog or parts manual for part no.

**Strike Options\***

Description	Door Thickness	Specify Quick Code	Add or Deduct
Open Back Strike	1-3/4"	SB134	Add \$68.00 per lockset
Open Back Strike	2"	SB200	Add \$100.00 per lockset
Open Back Strike	2-1/4"	SB214	
Rabbeted front and strike		SR118	Add \$72.00 per lockset


**Miscellaneous Options**

Description	Specify Quick Code	Specify Quick Code
Split finishes	Outside Trim x Inside Trim	Higher set price prevails
Torx® screws	(standard)	No Charge
Spanner head screws	M02	
Lead wrapped case	M29	Add \$130.00 per lockset
Blank escutcheon inside	M07	No Charge
ANSI wrought strike box	M17	
Working trim only	M31	See ML2000HS-2



Corbin Russwin is pleased to introduce MicroShield™, a revolutionary new hardware finish coating which permanently suppresses the growth of bacteria, algae, fungus, mold and mildew.

- Suppresses microbes
- Non-toxic
- Lasts for the life of the hardware


Look for the  **MicroShield™** icon to ensure protection.



As part of its promise to provide innovative solutions to their customers, ASSA ABLOY Group companies offer the MicroShield™ technology, a silver-based antimicrobial coating designed to stem the spread of germs and bacteria.

MicroShield™ is a trademark of ASSA ABLOY, Inc.

CL3300  
CL3500  
CL3800



Look for this marking to ensure MicroShield™ protection.

Product	Series	MicroShield™ Coated Components
Cylindrical Locks	CL3300, CL3500, and CL3800 Series	Levers*, roses

**AVAILABLE FINISHES**

- MicroShield™ is available on 626. Other finishes available by Special Product Application Request Form only.
  - Specify 626C (satin chrome plated) when ordering.
  - MicroShield™ coating will be applied over 626 finish.
- All components will match 626.

*Note: MicroShield™ coating will only be applied to “high touch” components.*

**HOW TO ORDER**

Product	How to Order
Cylindrical Locks	CL3355 x NZD x 626C

**PRICING - Discount is 50% off list only**

Description	Add
Cylindrical Locks	Add \$21.00



**Standard Features**

**Handing**

Specify Hand

**Door Thickness**

1-3/8" - 1 3/4"

**Backset**

2-3/4"

**Strike**

ANSI curved lip  
4-7/8" x 1-1/4" x 1-1/4" lip to center

**Cylinder**

Brass, 6-pin, L4 keyway  
0-bitted

**Keys**

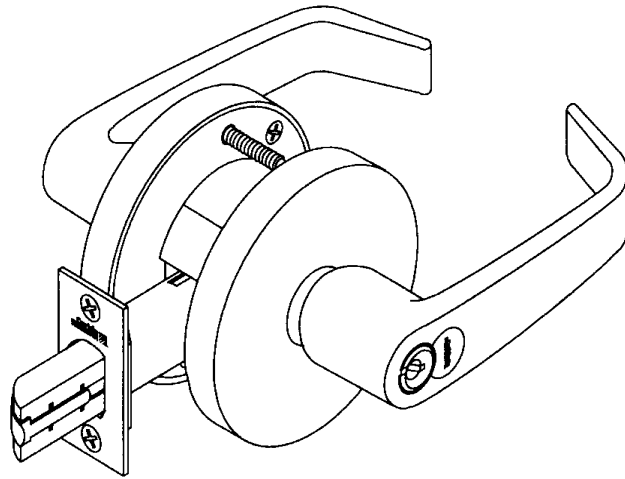
Two nickel silver keys

**Case Quantity**

6

**Case Weight**

36 lbs



**Ordering Examples**

**Stock Order**

Quantity	Series/Function	Trim	Finish	Hand
100	CL3255	NSD	626	RHR

**Split Trim/Split Finish Order**

Quantity	Series/Function	Trim		Finish		Hand
		Outside	Inside	Outside	Inside	
12	CL3255	NSD	NSD	626	625	RHR

**Contract/Detailed Order**

Quantity	Keyset	Series/Function	Trim	Finish	Hand	Strike	Misc. Options	Cylinder and Keying
24	AA1	CL3255	NSD	626	RHR	SA112	M17-M20	CHS-VKC1

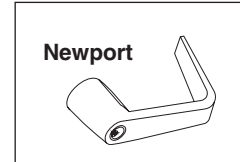
**Lever Designs: NSD**

**Lever:**

Forged brass  
or stainless  
steel

**Escutcheon:**

Forged brass  
or stainless  
steel



Function	Description		NSD	
			Finish: 612, 619, 625, 626	Finish: 605, 606, 611, 613, 618, 629, 630, 722
CL3210	Non-Keyed	Passage	\$570.00	\$658.00
CL3220		Privacy		
CL3230		Privacy		
CL3250		Half Dummy		
CL3270		Full Dummy		
CL3251	Single Cylinder	Office	\$690.00	\$778.00
CL3255		Classroom		
CL3257		Storeroom		
CL3261		Dormitory		

**Cylinder & Keying Options\***

Description	Specify Quick Code	Add or Deduct
IC 6-Pin	(standard)	No Charge
IC 6-Pin with Temporary Construction Core (Red)	CT6R	Add \$5.00 per cylinder
IC 6-Pin with Temporary Construction Core (Blue)	CT6B	Add \$5.00 per cylinder
IC 6-Pin with Temporary Construction Core (Green)	CT6G	Add \$5.00 per cylinder
IC 6-Pin with Temporary Disposable Core	CT6D	Deduct \$44.00 per cylinder
IC 6-Pin less core	CL6	Deduct \$44.00 per cylinder
Pyramid Security IC	PCS	Add \$33.00 per cylinder
Pyramid High Security IC	PCHS	Add \$50.00 per cylinder
Security IC	CHS	Add \$66.00 per cylinder
0-Bitted with two blank keys	(standard)	No Charge
Keyed Random	KR	
Master keyed (8000, 8020, 8027 IC core)	specify keyset	No Charge
Master keyed Security (including IC core)	specify keyset	Add \$10.00 per cylinder
Master keyed to customer bittings or sample key	specify keyset	Add \$12.00 per cylinder
Construction master keyed <sup>1, 2</sup>	CMK	Add \$10.00 per cylinder
Visual key control (VKC)		
-No stamping	VKC0	Add \$3.70 per cylinder
-Keys only	VKC1	No Charge
-Cylinders and keys <sup>3</sup>	VKC2	Add \$3.70 per cylinder
-Cylinders only <sup>3</sup>	VKC3	Add \$3.70 per cylinder
Concealed key control (CKC)		
-CKC cylinders with VKC keys	CKC2	Add \$3.70 per cylinder
-CKC cylinders only <sup>3</sup>	CKC3	Add \$3.70 per cylinder

**Notes:**

1. CMK Construction master keying charge is in addition to master keying charge.
  2. CMK Construction master keying is not available in Pyramid or Security series.
  3. VKC2, VKC3, CKC3 are not available in Pyramid or Security series.
- \*For key bows other than 10 and 90, specify "KB" + bow number as Quick Code, e.g. KB12.  
 KB92 cannot be furnished with VKC or other markings.

**Door Thickness Options**

Description	Specify Quick Code	Add or Deduct
1-3/8" - 1-3/4"	(standard)	No Charge
2"	D200	
2-1/8"	D218	
2-1'4"	D214	

**Strike Options\*** (to purchase strike separately, see catalog or parts manual for part no.)

Lip Length	ANSI Curved Lip - Specify Quick Code	Curved Lip Box - Specify Quick Code	Add or Deduct
1"	SA100	SC100	No Charge
1-1/8"	SA118	SC118	
1-1/4"	(standard)	SC114	
1-3/8"	SA138	SC138	
1-1/2"	SA112	SC112	
1-3/4"	SA134	SC134	Add \$10.00 per lockset
2"	SA200	SC200	
2-1/4"	SA214	SC214	
2-1/2"	SA212	SC212	
2-3/4"	SA234	SC234	
3"	SA300	SC300	

\*If door thickness is standard or has been specified and no special door or frame condition exist, then only the first two characters of the optional strike Quick code must be specified (e.g. "SC").  
The correct lip length will be determined by our order entry system based on the standard or specified door thickness.

\*\*Available with 1/4" radius corners, specify (SFR114).

**Miscellaneous Options**

Description	Specify Quick Code	Add or Deduct
Split designs and split finishes	Outside Trim x Inside Trim	Higher set price prevails
Spanner head screws	M02	Add \$15.00 per lockset
ANSI wrought strike box	M17	No Charge
Knurling outside and inside	M20	Add \$110.00 per lockset
Knurling outside only	M21	Add \$55.00 per lockset
Knurling inside only	M22	Add \$55.00 per lockset
Abrasive coat outside and inside	M23	Add \$78.00 per lockset
Abrasive coat inside only	M24	Add \$39.00 per lockset
Abrasive coat outside only	M25	Add \$39.00 per lockset
Lead lined rose (inside rose only)	M28	Add \$50.00 per lockset

**Standard Features**

**Handing**  
Non-handed

**Door Thickness**  
1-3/4" - 2"

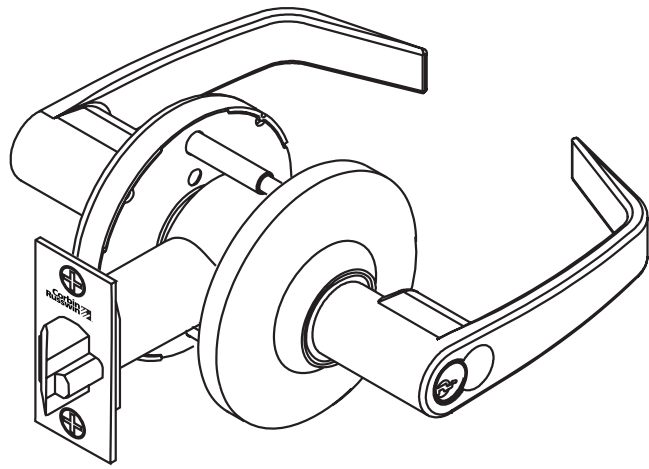
**Backset**  
2-3/4"

**Strike**  
ANSI curved lip  
4-7/8" x 1-1/4" x 1-1/4" lip to center

**Cylinder**  
Brass, 6-pin, L4 keyway, 0-bitted

**Keys**  
Two nickel silver keys

**Case Quantity** 6  
**Case Weight** 32 lbs



**Ordering Examples**

**Stock Order**

Quantity	Series/Function	Trim	Finish	Hand
100	CL3355	NZD	626	RHR

**Split Trim/Split Finish Order**

Quantity	Series/Function	Trim		Finish		Hand
		Outside	Inside	Outside	Inside	
12	CL3355	NZD	AZD	626	625	RHR

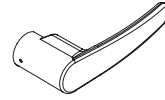
**Contract/Detailed Order**

Quantity	Keyset	Series/Function	Trim	Finish	Hand	Strike	Misc. Options	Cylinder and Keying
24	AA1	CL3355	NZD	626	RHR	SA112	M17	C6-VKC3

**Lever Designs: AZD, NZD, PZD**



**Armstrong**



**Newport**



**Princeton**



**Frascati**



**Lever:**

Die cast zinc

**Rose:**

Wrought Brass or Bronze



Function	Description	AZD, NZD, PZD	
		Finish: 606, 612, 619, 626	Finish: 605, 611, 613, 618, 625, 722
CL3310	Passage	\$308.00	\$318.00
CL3380	Passage x Blank Plate		
CL3390	Passage x Turnpiece		
CL3320	Privacy	\$354.00	\$364.00
CL3340	Patio		
CL3340NT	Exit Latch		
CL3350	Half Dummy	\$151.00	\$156.00
CL3370	Full Dummy	\$254.00	\$264.00
CL3351	Entrance	\$412.00	\$422.00
CL3355	Classroom		
CL3357	Storeroom		
CL3359	Storeroom or Public Restroom		
CL3361	Entrance	\$458.00	\$468.00
CL3393	Service Station		
CL3329	Hotel		
CL3381	Keyed x Blank Plate	\$387.00	\$397.00
CL3391	Keyed x Blank Plate		
CL3332	Institution	\$459.00	\$469.00
CL3352	Classroom Intruder		
CL3362	Communicating		
CL3372	Public Toilet		
CL33903*	Fail Safe	\$618.00	\$628.00
CL33905*	Fail Secure		



**\*ElectroLynx®**

As part of their promise to provide innovative, fast and effective, and higher security solutions to their customers, ASSA ABLOY Group companies offer ElectroLynx, a universal quick-connect system that simplifies the electrification of the door opening. ElectroLynx® is a registered trademark of ASSA ABLOY, Inc.

Note: Frascati lever (FZD), add \$60.00

### Cylinder Options

Description	Specify Quick Code	Add or Deduct
Conventional 6-pin	(standard)	No Charge
Conventional 7-pin	7P	Add \$2.00 per cylinder
Less (4) Cylinder	LC	Deduct \$47.00 per cylinder
Pyramid Security Fixed Core <sup>3</sup>	PS	Add \$32.00 per cylinder
Pyramid Security IC <sup>3</sup>	PCS	Add \$77.00 per cylinder
Pyramid High Security Fixed Core <sup>3</sup>	PHS	Add \$49.00 per cylinder
Pyramid High Security IC <sup>3</sup>	PCHS	Add \$94.00 per Cylinder
Security <sup>3</sup>	HS	Add \$65.00 per cylinder
Security IC <sup>3</sup>	CHS	Add \$110.00 per cylinder
IC 6-pin	C6	Add \$44.00 per cylinder
IC 6-pin with Temporary Construction Core (Red)	CT6R	Add \$49.00 per cylinder
IC 6-pin with Temporary Construction Core (Blue)	CT6B	Add \$49.00 per cylinder
IC 6-pin with Temporary Construction Core (Green)	CT6G	Add \$49.00 per cylinder
IC 6-pin with Temporary Disposable Core	CT6D	No Charge
IC 6-pin with Small Format Temporary Disposable Core	CTSD	No Charge
IC 6-pin Less Core <sup>3</sup>	CL6	No Charge
IC 7-pin	C7	Add \$52.00 per cylinder
IC 7-pin with Temporary Construction Core (Red)	CT7R	Add \$57.00 per cylinder
IC 7-pin with Temporary Construction Core (Blue)	CT7B	Add \$57.00 per cylinder
IC 7-pin with Temporary Construction Core (Green)	CT7G	Add \$57.00 per cylinder
IC 7-pin with Temporary Disposable Core	CT7D	No Charge
IC 7-pin Less Core <sup>3</sup>	CL7	No Charge
Lockset furnished in Schlage® C Keyway <sup>1</sup>	C	
Lockset furnished in Sargent® LA Keyway <sup>2</sup>	LA	

**Notes:**

1. Available 0-bitted & key random (KR) only.
2. Available 0-bitted only.
3. Not available in CL3329 function.
4. CL3329 function is not available less cylinder.

### Keying Options\*

Description	Specify Quick Code	Add or Deduct
0-Bitted with 2 blank keys	(standard)	No Charge
Keyed random	KR	
Master keyed (all cylinders except 8000, 8020, 8027 IC core)	Specify keyset	Add \$10.00 per cylinder
Master keyed Pyramid	Specify keyset	
Master keyed Security (including IC cylinder and core)	Specify keyset	
Master keyed (8000, 8020, 8027 IC core)	Specify keyset	No Charge
Master keyed to customer bittings or sample key	Specify keyset	Add \$12.00 per cylinder
Construction master keyed <sup>1,2</sup>	CMK	Add \$10.00 per cylinder
Visual key control (VKC)		
-No stamping	VKC0	Add \$3.70 per cylinder
-Keys only	VKC1	No Charge
-Cylinder and Keys <sup>3</sup>	VKC2	Add \$3.70 per cylinder
-Cylinders only <sup>3</sup>	VKC3	Add \$3.70 per cylinder
Concealed key control (CKC)		
-CKC cylinders with VKC keys	CKC2	Add \$3.70 per cylinder
-CKC cylinders only <sup>3</sup>	CKC3	Add \$3.70 per cylinder

**Notes:**

1. CMK Construction master keying charge is in addition to master keying charge.
2. CMK Construction master keying is not available in Pyramid or Security series.
3. VKC2, VKC3, CKC3 are not available in Pyramid or Security series.

\*Double cylinder keying: unless otherwise specified, both cylinders of 32 and 82 functions will be keyed alike. The inside cylinder of 72 function will be keyed to the master key(s) only, while the outside cylinder will include the change key.

If different keying is required, specify outside cylinder first, then inside cylinder.

For key bows other than 10 and 90, specify 'KB' + bow number as Quick Code, e.g. KB12.

**Door Thickness Options**

Description	Specify Quick Code	Add or Deduct
1-3/4" - 2"	(standard)	No Charge
2" - 2-1/4"	D214	

**Backset Options**

Description	Specify Quick Code	Add or Deduct
2-3/4"	(standard)	No Charge
3-3/4"	B334	Add \$14.00 to lockset
5"	B500	Add \$22.00 to lockset

**Strike Options\*** (to purchase strike separately, see catalog or parts manual for part no.)

Lip Length	ANSI Curved Lip - Specify Quick Code	Curved Lip Box - Specify Quick Code	Add or Deduct
1"	SA100	SC100	No Charge
1-1/8"	SA118	SC118	
1-1/4"	(standard)	SC114	
1-3/8"	SA138	SC138	
1-1/2"	SA112	SC112	Add \$10.00 per lockset
1-3/4"	SA134	SC134	
2"	SA200	SC200	
2-1/4"	SA214	SC214	
2-1/2"	SA212	SC212	
2-3/4"	SA234	SC234	
3"	SA300	SC300	

Description	Specify Quick Code	Add or Deduct
Rabbeted front and strike	SR118	Add \$72.00 per lockset

\*If door thickness is standard or has been specified and no special door or frame condition exist, then only the first two characters of the optional strike Quick Code must be specified (e.g. "SC").  
The correct lip length will be determined by our order entry system based on the standard or specified door thickness.

### Miscellaneous Options

Description	Specify Quick Code	Add or Deduct
Split designs and split finishes	Outside Trim x Inside Trim	Higher set price prevails
Spanner head screws	M02	Add \$15.00 per lockset
Torx® head screws	M04	Add \$17.00 per lockset
Hex head screws	M05	Add \$15.00 per lockset
Less cylinder and with tailpiece for Schlage® cylinder <sup>2</sup>	M06	Deduct \$16.00 per lockset
Lever to accept Best-type core <sup>2</sup> (NZD and PZD designs only)	M08	No Charge
Lever to accept Sargent® cylinder <sup>2</sup>	M09	No Charge
1-1/8" latch front, rounded corners	M13	Add 2.10 per latch
3/4" throw fire latch x 2-3/4" backset (not available for CL3320, 29, 40, and 93 functions)	M16	Add \$82.00 per lockset
Finishes                      Matching		
Available                      Lock Finish		
605                                      605		
606                                      606, 611, 612, 613		
626                                      625, 626		
ANSI wrought strike box	M17	No Charge
Knurling outside and inside	M20	Add \$110.00 per lockset
Knurling outside only	M21	Add \$55.00 per lockset
Knurling inside only	M22	Add \$55.00 per lockset
Abrasive coat outside and inside	M23	Add \$78.00 per lockset
Abrasive coat inside only	M24	Add \$39.00 per lockset
Abrasive coat outside only	M25	Add \$39.00 per lockset
Lead lining (roses)	M28	Add \$80.00 per lockset
Lever to accept Schlage® IC core <sup>2</sup> (NZD and PZD designs only)	M69	No Charge
CL33900 Series electrified options:		
12VAC/DC <sup>1</sup> 24VAC/DC <sup>1</sup>	12 AD 24 AD	

**Notes:**

1. Voltage is universal for AC or DC current.
2. Not available in CL3329 function.

**Standard Features**

**Handing**

Non-handed

**Door Thickness**

1-3/4"

**Backset**

2-3/4"

**Strike**

ANSI curved lip  
4-7/8" x 1-1/4" x 1-1/4" lip to center

**Cylinder**

Brass, 6-pin, L4 keyway  
0-bitted

**Keys**

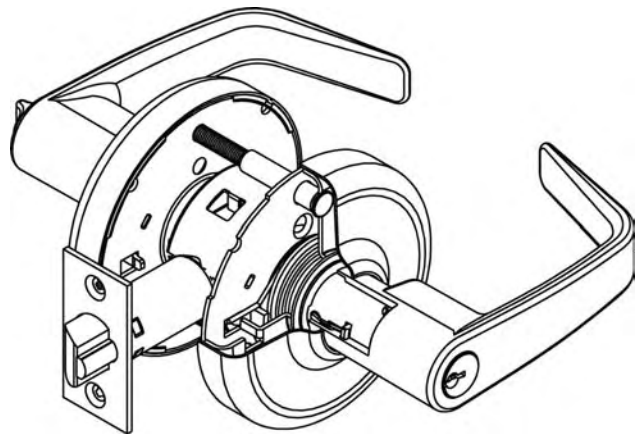
Two nickel silver keys

**Case Quantity**

6

**Case Weight**

26 lbs



**Ordering Examples**

**Stock Order**

Quantity	Series/Function	Trim	Finish	Hand
100	CL3555	NZD	626	RH

**Split Trim/Split Finish Order**

Quantity	Series/Function	Trim		Finish		Hand
		Outside	Inside	Outside	Inside	
12	CL3555	NZD	AZD	626	625	RH

**Contract/Detailed Order**

Quantity	Keyset	Series/Function	Trim	Finish	Hand	Strike	Misc. Options	Cylinder and Keying
24	AA1	CL3555	NZD	626	RH	SA112	M17	C6-VKC3

**Lever Designs: AZD**



**Lever:**

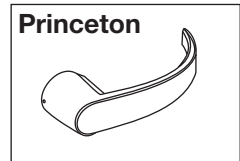
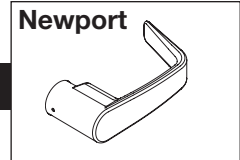
Die cast zinc

**Rose:**

Wrought Brass or Bronze



**AZD**



**Lever Designs: NZD**



**Lever:**

Die cast zinc

**Rose:**

Wrought Brass or Bronze



**NZD**

**Lever Designs: PZD**



**Lever:**

Die cast zinc

**Rose:**

Wrought Brass or Bronze



**PZD**

Function	Description		AZD, NZD, PZD	
			Finish: 606, 612, 619, 626	Finish: 605, 611, 613, 618, 625, 722
CL3510	Non-Keyed	Passage	\$270.00	\$280.00
CL3580		Passage x Blank Plate		
CL3520		Privacy	\$298.00	\$308.00
CL3550		Half Dummy	\$127.00	\$132.00
CL3570		Full Dummy	\$254.00	\$264.00
CL3551	Single Cylinder	Entrance	\$352.00	\$362.00
CL3555		Classroom		
CL3557		Storeroom		
CL3561		Office or Privacy		
CL3581		Keyed x Blank Plate	\$327.00	\$337.00
CL3582	Double Cylinder	Store Door	\$399.00	\$409.00

### Cylinder Options

Description	Specify Quick Code	Add or Deduct
Conventional 6-pin	(standard)	No Charge
Conventional 7-pin	7P	Add \$2.00 per cylinder
Less Cylinder	LC	Deduct \$47.00 per cylinder
Pyramid Security Fixed Core	PS	Add \$32.00 per cylinder
Pyramid Security IC	PCS	Add \$77.00 per cylinder
Pyramid High Security Fixed Core	PHS	Add \$49.00 per cylinder
Pyramid High Security IC	PCHS	Add \$94.00 per Cylinder
Pyramid IC with Temporary Construction Core	CTP	Add \$49.00 per cylinder
Pyramid IC with Temporary Disposable Core	CTPD	No Charge
Pyramid IC Less Core	CLP	No Charge
Security	HS	Add \$65.00 per cylinder
Security IC	CHS	Add \$110.00 per cylinder
IC 6-pin	C6	Add \$44.00 per cylinder
IC 6-pin with Temporary Construction Core (Red)	CT6R	Add \$49.00 per cylinder
IC 6-pin with Temporary Construction Core (Blue)	CT6B	Add \$49.00 per cylinder
IC 6-pin with Temporary Construction Core (Green)	CT6G	Add \$49.00 per cylinder
IC 6-pin with Temporary Disposable Core	CT6D	No Charge
IC 6-pin with Small Format Temporary Disposable Core	CTSD	No Charge
IC 6-pin less core	CL6	No Charge
IC 7-pin	C7	Add \$52.00 per cylinder
IC 7-pin with Temporary Construction Core (Red)	CT7R	Add \$57.00 per cylinder
IC 7-pin with Temporary Construction Core (Blue)	CT7B	Add \$57.00 per cylinder
IC 7-pin with Temporary Construction Core (Green)	CT7G	Add \$57.00 per cylinder
IC 7-pin with Temporary Disposable Core	CT7D	No Charge
IC 7-pin Less Core	CL7	No Charge
Lockset furnished in Schlage® C Keyway <sup>1</sup>	C	No Charge
Lockset furnished in Sargent® LA Keyway <sup>2</sup>	LA	

**Notes:**

1. Available 0-bitted & key random (KR) only.
2. Available 0-bitted only.

**Keying Options\***

Description	Specify Quick Code	Add or Deduct
0-Bitted with 2 blank keys	(standard)	No Charge
Keyed random	KR	
Master keyed (all cylinders except 8000, 8020, 8027 IC core)	Specify keyset	Add \$10.00 per cylinder
Master keyed Pyramid	Specify keyset	
Master keyed Security (including IC cylinder and core)	Specify keyset	
Master keyed (8000, 8020, 8027 IC core)	Specify keyset	No Charge
Master keyed to customer bittings or sample key	Specify keyset	Add \$12.00 per cylinder
Construction master keyed <sup>1, 2</sup>	CMK	Add \$10.00 per cylinder
Visual key control (VKC)		
-No stamping	VKC0	Add \$3.70 per cylinder
-Keys only	VKC1	No Charge
-Cylinder and Keys <sup>3</sup>	VKC2	Add \$3.70 per cylinder
-Cylinders only <sup>3</sup>	VKC3	Add \$3.70 per cylinder
Concealed key control (CKC)		
-CKC cylinders with VKC keys	CKC2	Add \$3.70 per cylinder
-CKC cylinders only <sup>3</sup>	CKC3	Add \$3.70 per cylinder

**Notes:**

1. CMK Construction master keying charge is in addition to master keying charge.
2. CMK Construction master keying is not available in Pyramid or Security series.
3. VKC2, VKC3, CKC3 are not available in Pyramid or Security series.

\*Double cylinder keying: unless otherwise specified, both cylinders of 82 functions will be keyed alike. If different keying is required, specify outside cylinder first, then inside cylinder. For key bows other than 10 and 90, specify "KB" + bow number as Quick Code, e.g. KB12.

### Door Thickness Options

Description	Specify Quick Code	Add or Deduct
1-3/4"	(standard)	No Charge
1-3/8"	D138**	

### Backset Options

Description	Specify Quick Code	Add or Deduct
2-3/8"	B238	No Charge
2-3/4"	B234 (standard)	
3-3/4"	B334	Add \$14.00 to lockset
5"	B500	Add \$22.00 to lockset

### Strike Options\* (to purchase strike separately, see catalog or parts manual for part no.)

Lip Length	ANSI Curved Lip Specify Quick Code	Curved Lip Box Specify Quick Code	Full Lip Specify Quick Code	Add or Deduct
1"	SA100	SC100		No Charge
1-1/8"	SA118	SC118	SF118	
1-1/4"	(standard)	SC114		
1-3/8"	SA138	SC138		
1-1/2"	SA112	SC112		
1-3/4"	SA134	SC134		Add \$10.00 per lockset
2"	SA200	SC200		
2-1/4"	SA214	SC214		
2-1/2"	SA212	SC212		
2-3/4"	SA234	SC234		
3"	SA300	SC300		

Rabbeted Front and Strike - Specify SR118

\*If door thickness is standard or has been specified and no special door or frame condition exist, then only the first two characters of the optional strike Quick Code must be specified (e.g. "SC").

The correct lip length will be determined by our order entry system based on the standard or specified door thickness.

\*\*If D138 is specified, 2-3/8" backset latch will be supplied unless B234 option is also specified.

**Miscellaneous Options**

Description	Specify Quick Code	Add or Deduct
Split designs and split finishes	Outside Trim x Inside Trim	Higher set price prevails
Spanner head screws	M02	Add \$15.00 per lockset
Torx® head screws	M04	Add \$17.00 per lockset
Less cylinder and with tailpiece for Schlage® cylinder	M06	Deduct \$16.00 per lockset
Lever to accept Best-type core (NZD design only)	M08	No Charge
Lever to accept Sargent® cylinder (NZD design only)	M09	No Charge
1-1/8" latch front, rounded corners	M13	Add 2.10 per latch
1" latch front, square corners <sup>1</sup>	M14	No Charge
1" latch front, rounded corners	M15	Add 2.10 per latch
ANSI wrought strike box	M17	No Charge
Knurling outside and inside	M20	Add \$110.00 per lockset
Knurling outside only	M21	Add \$55.00 per lockset
Knurling inside only	M22	Add \$55.00 per lockset
Abrasive coat outside and inside only	M23	Add \$78.00 per lockset
Abrasive coat inside only	M24	Add \$39.00 per lockset
Abrasive coat outside only	M25	Add \$39.00 per lockset
1-1/8" latch front, square corners (standard for 2-3/4" and 5" backsets)	M32	No Charge

**Note:**

1. M14 and B238 (2-3/8" backset) standard with D138 (1-3/8" door thickness) option.

**Standard Features**

**Handing**

Non-handed except FZD  
Design Handed Specify RH or LH

**Door Thickness**

1-3/8" - 1-3/4"

**Backset**

2-3/8" or 2-3/4"

**Strike**

1-1/8" - 2-3/4" curved lip  
T-strike

**Cylinder**

Brass, 6-pin, L4 keyway  
0-bitted

**Keys**

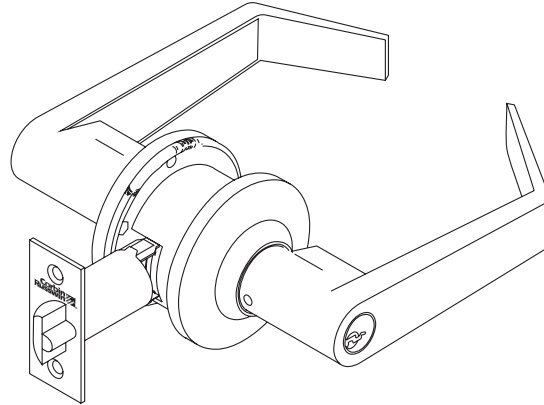
Two nickel silver keys

**Case Quantity**

12

**Case Weight**

40 lbs



**Ordering Example**

**Stock Order**

Quantity	Series/Function	Trim	Finish
100	CL3755	NZD	626

**Contract/Detailed Order**

Quantity	Keyset	Series/Function	Trim	Finish	Strike	Cylinder and Keying
24	AA1	CL3755	NZD	626	687F62	C6-VKC3

**Lever Designs: NZD, PZD, FZD**

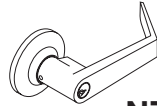


**Lever:**

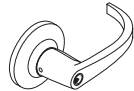
Die cast zinc

**Rose:**

Brass



**NZD**

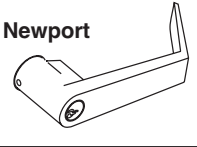


**PZD**

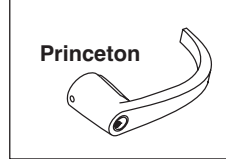


**FZD**

**Newport**



**Princeton**



**Frascati**



Function	Description		NZD, PZD, FZD
			Finish: 605, 606, 612', 613', 625, 626
CL3710	Non-Keyed	Passage or Closet	\$122.00
CL3780		Passage x Blank Plate	
CL3720 <sup>2</sup>		Privacy, Bedroom or Bathroom	
CL3750		Half Dummy (surface mounted)	
CL3751	Single Cylinder	Entrance	\$172.00
CL3755		Classroom	
CL3759		Storeroom or Public Restroom	

Notes:

1. Simulated painted finish meeting ANSI standards for wear and durability.
2. Available in the following split finishes only: 605 x 625, 605 x 626, 606 x 625, 606 x 626. Specify outside finish first. Front and strike will match inside finish, unless otherwise specified.

### Cylinder & Keying Options

Description	Specify Quick Code	Add or Deduct
Conventional 6-pin	(standard)	No Charge
Less (1) cylinder	LC	
Pyramid Security fixed core	PS	Add \$32.00 per cylinder
Pyramid High Security fixed core	PHS	Add \$49.00 per cylinder
0-bitted with 2 blank keys	(standard)	No Charge
Keyed Random	KR	
Master keyed	Specify keyset	Add \$10.00 per cylinder
Master keyed to customer bittings or sample key	Specify keyset	Add \$12.00 per cylinder
Construction master keyed <sup>1, 2</sup>	CMK	Add \$10.00 per cylinder
Visual key control (VKC)		
-No stamping	VKC0	Add \$3.70 per cylinder
-Keys only	VKC1	No Charge
-Cylinders and Keys <sup>2</sup>	VKC2	Add \$3.70 per cylinder
-Cylinder only <sup>3</sup>	VKC3	Add \$3.70 per cylinder
Concealed key control (CKC)		
-CKC cylinders with VKC keys	CKC2	Add \$3.70 per cylinder
-CKC cylinders only <sup>3</sup>	CKC3	Add \$3.70 per cylinder
Lockset furnished in Schlage® C Keyway <sup>4</sup>	C	No Charge

**Notes:**

1. CMK Construction Master Keying charge is in addition to master keying charge.
  2. CMK Construction Master Keying is not available in Pyramid or Security series.
  3. VKC2, VKC3, CKC3 are not available in Pyramid or Security series.
  4. Available 0-bitted & Keyed Random (KR) only.
- For key bows other than 10 and 90, specify "KB" + bow number as Quick Code, e.g. KB12. No extra charge.

**Door Thickness Options**

Description	Specify Quick Code	Add or Deduct
1-3/8" - 1-3/4"	(standard)	No Charge

**Backset Options**

Description	Specify Quick Code	Add or Deduct
2-3/8"	B238	No Charge
2-3/4"	(standard)	

**Strike Options\*** (To purchase strike separately, see catalog or parts manual for part no.)

Description	Specify Quick Code	Add or Deduct
Curved lip "T" strike	(standard)	No Charge
ANSI curved lip	SA114	Add \$4.80 per lockset
Full lip 1/4" radius corner	SFR114	No Charge
Full lip square corner	SF114	

**Miscellaneous Options**

Description	Specify Quick Code	Add or Deduct
Split designs and split finishes	Outside Trim x Inside Trim	Higher set price prevails
Less cylinder and with tailpiece for Schlage® cylinder	M06	
1-1/8" latch front, square corners (Available 2-3/4" backsets only)	(standard)	
1" flat front, square corners (Available 2-3/8" backset only)	(standard with B238 Quick Code)	
1" flat front, rounded corners (Available 2-3/8" backset only)	M15	Add 2.10 per latch
ANSI wrought strike box	M17	No Charge
Dust box for 2-3/4" strike	M77	
Dust box for 2-3/8" strike	M78	

**Standard Features**

**Handing**  
Non-handed

**Door Thickness**  
1-3/8", 1-3/4"  
Available in 2" / 2-1/4" on request

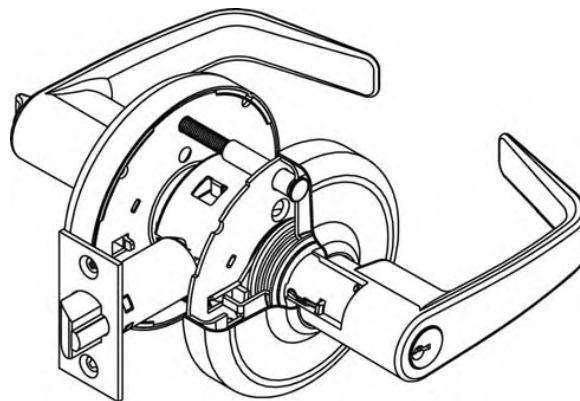
**Backset**  
2-3/4" standard

**Strike**  
ANSI curved lip  
4-7/8" x 1-1/4" x 1-1/4" lip to center

**Cylinder**  
Brass, 6-pin, L4 keyway  
0-bitted

**Keys**  
Two nickel silver keys

**Case Quantity** 6  
**Case Weight** 32 lbs



**Ordering Examples**

**Stock Order**

Quantity	Series/Function	Trim	Finish	Hand
100	CL3855	NZD	626	RHR

**Split Trim/Split Finish Order**

Quantity	Series/Function	Trim		Finish		Hand
		Outside	Inside	Outside	Inside	
12	CL3855	NZD	AZD	626	625	RHR

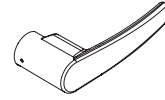
**Contract/Detailed Order**

Quantity	Keypad	Series/Function	Trim	Finish	Hand	Strike	Misc. Options	Cylinder and Keying
24	AA1	CL3855	NZD	626	RHR	SA112	M02	C6-VKC3

**Lever Designs: AZD, NZD, PZD**



**Armstrong**



**Newport**



**Princeton**



**Lever:**

Die cast zinc

**Rose:**

Wrought Brass or Bronze



Function	Description	AZD, NZD, PZD	
		Finish: 606, 612, 619, 626	Finish: 605, 611, 613, 618, 625, 722
CL3810	Passage	\$192.00	\$200.00
CL3880	Passage x Blank Plate		
CL3820	Privacy	\$212.00	\$220.00
CL3840	Patio		
CL3840NT	Exit Latch		
CL3890	Passage x Turn Piece		
CL3850	Half Dummy	\$110.00	\$114.00
CL3870	Full Dummy	\$176.00	\$184.00
CL3851	Entrance	\$260.00	\$268.00
CL3855	Classroom		
CL3857	Storeroom		
CL3861	Office		
CL3893	Service Station		
CL3891	Keyed x Turn Piece	\$235.00	\$243.00
CL3881	Keyed x Blank Plate		
CL3862	Communicating	\$307.00	\$315.00
CL3832	Institute	\$295.00	\$303.00
CL3872	Apartment	\$295.00	\$303.00

### Cylinder & Keying Options

Description	Specify Quick Code	Add or Deduct
Conventional 6-pin	(standard)	No Charge
Conventional 7-Pin	7P	Add \$2.00 per cylinder
Less Cylinder	LC	Deduct \$47.00 per cylinder
Pyramid Security Fixed Core <sup>3</sup>	PS	Add \$32.00 per cylinder
Pyramid Security IC <sup>3</sup>	PCS	Add \$77.00 per cylinder
Pyramid High Security Fixed Core <sup>3</sup>	PHS	Add \$49.00 per cylinder
Pyramid High Security IC <sup>3</sup>	PCHS	Add \$94.00 per Cylinder
Pyramid IC with Temporary Construction Core	CTP	Add \$49.00 per cylinder
Pyramid IC with Temporary Disposable Core	CTPD	No Charge
Pyramid IC Less Core	CLP	No Charge
Security	HS	Add \$65.00 per cylinder
Security IC	CHS	Add \$110.00 per cylinder
IC 6-pin	C6	Add \$44.00 per cylinder
IC 6-pin with Temporary Construction Core (Red)	CT6R	Add \$49.00 per cylinder
IC 6-pin with Temporary Construction Core (Blue)	CT6B	Add \$49.00 per cylinder
IC 6-pin with Temporary Construction Core (Green)	CT6G	Add \$49.00 per cylinder
IC 6-pin with Temporary Disposable Core	CT6D	No Charge
IC 6-pin with Small Format Temporary Disposable Core	CTSD	No Charge
IC 6-pin Less Core	CL6	No Charge
IC 7-Pin	C7	Add \$52.00 per cylinder
IC 7-Pin with Temporary Construction Core (Red)	CT7R	Add \$57.00 per cylinder
IC 7-Pin with Temporary Construction Core (Blue)	CT7B	Add \$57.00 per cylinder
IC 7-Pin with Temporary Construction Core (Green)	CT7G	Add \$57.00 per cylinder
IC 7-Pin with Temporary Disposable Core	CT7D	No Charge
IC 7-Pin Less Core	CL7	No Charge
Lockset furnished in Schlage® C Keyway <sup>1</sup>	C	No Charge
Lockset furnished in SARGENT® LA Keyway <sup>2</sup>	LA	No Charge
0-Bitted with 2 blank keys	(standard)	No Charge
Keyed random	KR	
Master keyed (all cylinders except 8000, 8020, 8027 IC core)	Specify keyset	Add \$10.00 per cylinder
Master keyed Pyramid	Specify keyset	
Master keyed Security (including IC cylinder and core)	Specify keyset	No Charge
Master keyed (8000, 8020, 8027 IC core)	Specify keyset	
Master keyed to customer bittings or sample key	Specify keyset	Add \$12.00 per cylinder
Construction master keyed <sup>3,4</sup>	CMK	Add \$10.00 per cylinder
Visual key control (VKC)		
-No stamping	VKC0	Add \$3.70 per cylinder
-Keys only	VKC1	No Charge
-Cylinder and Keys <sup>5</sup>	VKC2	Add \$3.70 per cylinder
-Cylinders only <sup>5</sup>	VKC3	Add \$3.70 per cylinder
Concealed key control (CKC)		
-CKC cylinders with VKC keys	CKC2	Add \$3.70 per cylinder
-CKC cylinders only <sup>3</sup>	CKC3	Add \$3.70 per cylinder

**Notes:**

1. Available 0-bitted & key random (KR) only.
  2. Available 0-bitted only.
  3. CMK Construction master keying charge is in addition to master keying charge.
  4. CMK Construction master keying is not available in Pyramid or Security series.
  5. VKC2, VKC3, CKC3 are not available in Pyramid or Security series.
- For key bows other than 10 and 90, specify "KB" + bow number as Quick Code, e.g. KB12. No extra charge.

**Door Thickness Options**

Description	Specify Quick Code	Add or Deduct
1-3/4"	(standard)	No Charge
1-3/8"	D138**	
2"	D200	Add \$5.00 per lockset
2-1/4"	D214	Add \$5.00 per lockset

**Backset Options**

Description	Specify Quick Code	Add or Deduct
2-3/8"	B238	No Charge
2-3/4"	(standard)	
3-3/4"	B334	Add \$13.00 per lockset
5"	B500	Add \$12.00 per lockset

**Strike Options\*** (to purchase strike separately, see catalog or parts manual for part no.)

Lip Length	ANSI Curved Lip Specify Quick Code	Curved Lip Box Specify Quick Code	Full Lip Specify Quick Code	Add or Deduct
1"	SA100	SC100		No Charge
1-1/8"	SA118	SC118	SF118	
1-1/4"	(standard)	SC114		
1-3/8"	SA138	SC138		
1-1/2"	SA112	SC112		Add \$10.00 per lockset
1-3/4"	SA134	SC134		
2"	SA200	SC200		
2-1/4"	SA214	SC214		
2-1/2"	SA212	SC212		
2-3/4"	SA234	SC234		
3"	SA300	SC300		

Rabbeted Front and Strike - Specify SR118

\*If door thickness is standard or has been specified and no special door or frame condition exist, then only the first two characters of the optional strike Quick Code must be specified (e.g. "SC").

The correct lip length will be determined by our order entry system based on the standard or specified door thickness.

\*\*If D138 is specified, 2-3/8" backset latch will be supplied unless B234 option is also specified.

**Miscellaneous Options**

Description	Specify Quick Code	Add or Deduct
Split designs and split finishes	Outside Trim x Inside Trim	Higher set price prevails
Spanner head screws	M02	Add \$15.00 per lockset
Torx® head screws	M04	Add \$17.00 per lockset
Less cylinder and with tailpiece for Schlage® cylinder	M06	Deduct \$16.00 per lockset
Lever to accept Best-type core (NZD design only)	M08	No Charge
Lever to accept Sargent® cylinder (NZD design only)	M09	No Charge
1-1/8" latch front, rounded corners	M13	Add 2.10 per latch
1" latch front, square corners <sup>1</sup>	M14	No Charge
1" latch front, rounded corners	M15	Add 2.10 per latch
ANSI wrought strike box	M17	No Charge
Knurling outside and inside	M20	Add \$110.00 per lockset
Knurling outside only	M21	Add \$55.00 per lockset
Knurling inside only	M22	Add \$55.00 per lockset
Abrasive coat outside and inside only	M23	Add \$78.00 per lockset
Abrasive coat inside only	M24	Add \$39.00 per lockset
Abrasive coat outside only	M25	Add \$39.00 per lockset
1-1/8" latch front, square corners (standard for 2-3/4" and 5" backsets)	M32	No Charge
Lever to accept Schlage® IC core (NZD & PZD designs only)	M69	No Charge

Note:

1. M14 and B238 (2-3/8" backset) standard with D138 (1-3/8" door thickness) option.

**Standard Features**

**Handing**  
Non-handed

**Door Thickness**  
1-3/8", 1-3/4"  
Available in 2" / 2-1/4" on request

**Backset**  
2-3/4" standard


**Strike**  
ANSI curved lip  
4-7/8" x 1-1/4" x 1-1/4" lip to center

**Cylinder**  
Brass, 6-pin, L4 keyway  
0-bitted

**Keys**  
Two nickel silver keys

**Case Quantity** 6  
**Case Weight** 32 lbs

**NOTE:** CL3900 is inactive except for existing installations and replacement orders. The CL3800 is a direct replacement and is equally priced.



**Ordering Examples**

**Stock Order**

Quantity	Series/Function	Trim	Finish	Hand
100	CL3955	NZD	626	RHR

**Split Trim/Split Finish Order**

Quantity	Series/Function	Trim		Finish		Hand
		Outside	Inside	Outside	Inside	
12	CL3955	NZD	AZD	626	625	RHR

**Contract/Detailed Order**

Quantity	Keypad	Series/Function	Trim	Finish	Hand	Strike	Misc. Options	Cylinder and Keying
24	AA1	CL3955	NZD	626	RHR	SA112	M02	C6-VKC3

**Lever Designs: AZD, NZD, PZD**

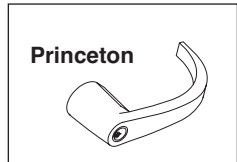
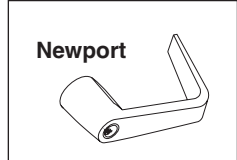
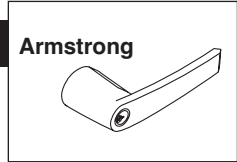
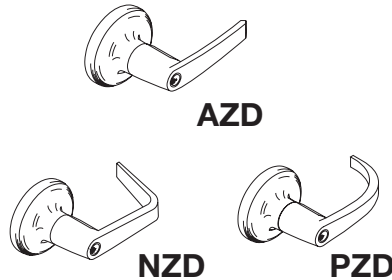


**Lever:**

Die cast zinc

**Rose:**

Wrought Brass or Bronze



Function	Description	AZD, NZD, PZD	
		Finish: 626	Finish: 605, 606, 611, 612, 613, 619, 625
CL3910	Passage	\$192.00	\$200.00
CL3980	Passage x Blank Plate		
CL3920	Privacy	\$212.00	\$220.00
CL3940	Patio		
CL3950	Half Dummy	\$110.00	\$114.00
CL3951	Entrance	\$260.00	\$268.00
CL3955	Classroom		
CL3957	Storeroom		
CL3975	Dormitory		
CL3981 <sup>1</sup>	Keyed x Blank Plate	\$235.00	\$243.00
CL3962 <sup>1</sup>	Double Cylinder Communicating	\$307.00	\$315.00

**Note:**

1. CL3962, CL3981 are not available with interchangeable cores (IC).

**Cylinder & Keying Options**

Description	Specify Quick Code	Add or Deduct
Conventional 6-pin	(standard)	No Charge
Less Cylinder	LC	Deduct \$47.00 per cylinder
Pyramid Security Fixed Core <sup>3</sup>	PS	Add \$32.00 per cylinder
Pyramid Security IC <sup>3</sup>	PCS	Add \$77.00 per cylinder
Pyramid High Security Fixed Core <sup>3</sup>	PHS	Add \$49.00 per cylinder
Pyramid High Security IC <sup>3</sup>	PCHS	Add \$94.00 per Cylinder
Pyramid IC with Temporary Construction Core	CTP	Add \$49.00 per cylinder
Pyramid IC with Temporary Disposable Core	CTPD	No Charge
Pyramid IC Less Core	CLP	No Charge
Security	HS	Add \$65.00 per cylinder
Security IC	CHS	Add \$110.00 per cylinder
IC 6-pin	C6	Add \$44.00 per cylinder
IC 6-pin with Temporary Construction Core (Red)	CT6R	Add \$49.00 per cylinder
IC 6-pin with Temporary Construction Core (Blue)	CT6B	Add \$49.00 per cylinder
IC 6-pin with Temporary Construction Core (Green)	CT6G	Add \$49.00 per cylinder
IC 6-pin with Temporary Disposable Core	CT6D	No Charge
IC 6-pin with Small Format Temporary Disposable Core	CTSD	No Charge
IC 6-pin Less Core	CL6	No Charge
Lockset furnished in Schlage® C Keyway <sup>1</sup>	C	No Charge
Lockset furnished in SARGENT® LA Keyway <sup>2</sup>	LA	No Charge
0-Bitted with 2 blank keys	(standard)	No Charge
Keyed random	KR	
Master keyed (all cylinders except 8000, 8020, 8027 IC core)	Specify keyset	Add \$10.00 per cylinder
Master keyed Pyramid	Specify keyset	
Master keyed Security (including IC cylinder and core)	Specify keyset	
Master keyed (8000, 8020, 8027 IC core)	Specify keyset	No Charge
Master keyed to customer bittings or sample key	Specify keyset	Add \$12.00 per cylinder
Construction master keyed <sup>3,4</sup>	CMK	Add \$10.00 per cylinder
Visual key control (VKC)		
-No stamping	VKC0	Add \$3.70 per cylinder
-Keys only	VKC1	No Charge
-Cylinder and Keys <sup>5</sup>	VKC2	Add \$3.70 per cylinder
-Cylinders only <sup>5</sup>	VKC3	Add \$3.70 per cylinder
Concealed key control (CKC)		
-CKC cylinders with VKC keys	CKC2	Add \$3.70 per cylinder
-CKC cylinders only <sup>3</sup>	CKC3	Add \$3.70 per cylinder

**Notes:**

1. Available 0-bitted & key random (KR) only.
  2. Available 0-bitted only.
  3. CMK Construction master keying charge is in addition to master keying charge.
  4. CMK Construction master keying is not available in Pyramid or Security series.
  5. VKC2, VKC3, CKC3 are not available in Pyramid or Security series.
- For key bows other than 10 and 90, specify "KB" + bow number as Quick Code, e.g. KB12. No extra charge.

### Backset Options

Description	Specify Quick Code	Add or Deduct
2-3/8"	B238	No Charge
2-3/4"	(standard)	
3-3/4"	B334	Add \$13.00 per lockset
5"	B500	Add \$12.00 per lockset

### Strike Options\*

Lip Length	ANSI Curved Lip Specify Quick Code	Add or Deduct	Curved Lip T Strike Specify Quick Code	Add or Deduct	Full Lip Specify Quick Code	Add or Deduct
1"	SA100	No Charge	SC100	-	-	-
1-1/4"	(standard)	No Charge	SC114	-	SF114**	-
1-1/2"	SA112	No Charge	SC112	Add 3.00	-	-
1-3/4"	SA134	Add 6.00	SC134	Add 6.00	-	-
2"	SA200	Add 6.00	SC200	Add 6.00	-	-

\*If door thickness is standard or has been specified and no special door or frame condition exist, then only the first two characters of the optional strike Quick Code must be specified (e.g. "SC").

The correct lip length will be determined by our order entry system based on the standard or specified door thickness.

\*\*Available with 1/4" radius corners, specify (SFR114).

### Miscellaneous Options

Description	Specify Quick Code	Add or Deduct
Split designs and split finishes	Outside Trim x Inside Trim	Higher set price prevails
Spanner head screws	M02	Add \$15.00 per lockset
Torx® head screws	M04	Add \$17.00 per lockset
Hex head screws	M05	Add \$15.00 per lockset
Less cylinder with tailpiece kit for Schlage® cylinder	M06	No Charge
Lever to accept 6- or 7-pin Best type core (NZD design only)	M08	
1" flat front, square corners	M14	
ANSI wrought strike box	M17	
Door thickness 2" or 2-1/4"	D214	Add \$5.00 per lockset
Knurling outside and inside	M20	Add \$110.00 per lockset
Knurling outside only	M21	Add \$55.00 per lockset
Knurling Inside only	M22	Add \$55.00 per lockset
Abrasive coat outside and inside	M23	Add \$78.00 per lockset
Abrasive coat inside only	M24	Add \$39.00 per lockset
Abrasive coat outside only	M25	Add \$39.00 per lockset
Lever to accept Schlage® IC core (NZD & PZD designs only)	M69	No Charge

**Standard Features**

**Handing**

Field reversible

**Door Thickness**

1-3/8" - 2"

**Backset**

2-3/4"

**Strike**

ANSI curved lip 4-7/8" - 1-1/4"  
x 1-1/4" lip to center

**Cylinder**

Brass, 6-pin, L4 keyway  
0-bitted

**Keys**

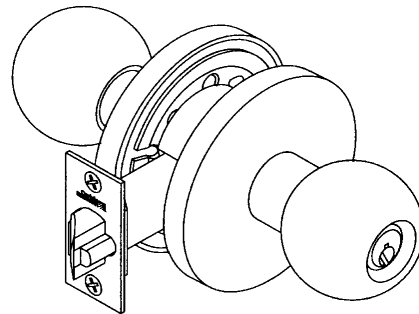
Two nickel silver keys

**Case Quantity**

10

**Case Weight**

35 lbs



**Ordering Example**

**Stock Order**

Quantity	Series/Function	Trim	Finish	Hand
100	CK4255	GRC	626	RHR

**Split Trim/Split Finish Order**

Quantity	Series/Function	Trim		Finish		Hand
		Outside	Inside	Outside	Inside	
12	CK4255	GRC	BRC	626	625	RHR

**Contract/Detailed Order**

Quantity	Keypad	Series/Function	Trim	Finish	Hand	Strike	Misc. Options	Cylinder and Keying
24	AA1	CK4255	GRC	626	RHR	SA112	M02-M24	C6-VKC3

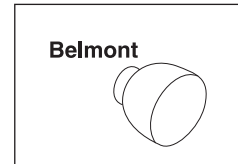
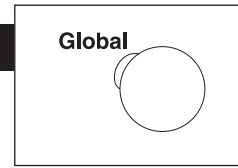
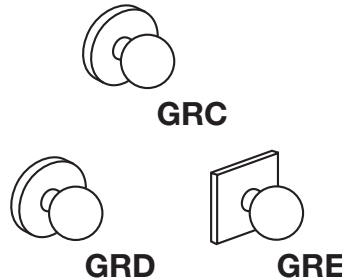
**Lever Designs: GRC, GRD, GRE**

**Knob:**

Wrought  
Reinforced

**Rose:**

Wrought  
Reinforced



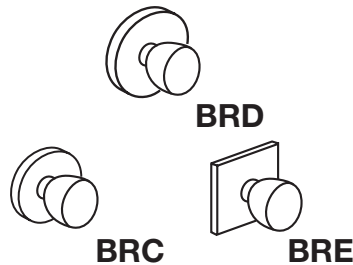
**Lever Designs: BRC, BRD, BRE**

**Knob:**

Wrought  
Reinforced

**Rose:**

Wrought  
Reinforced



Function	Description		GRC, GRD, GRE, BRC, BRD, BRE	
			Finish: 606, 612, 619, 625, 626	Finish: 605, 611, 613, 618, 629, 630, 722
CK4210	Non-Keyed	Passage	\$386.00	\$406.00
CK4220		Privacy	\$442.00	\$462.00
CK4230		Privacy		
CK4250		Half Dummy	\$177.00	\$187.00
CK4270		Full Dummy	\$354.00	\$374.00
CK4251	Single Cylinder	Entrance	\$500.00	\$520.00
CK4255		Classroom		
CK4257		Storeroom		
CK4261		Barrier Free		
CK4275		Storeroom		
CK4229	Hotel	\$535.00	\$555.00	
CK4232	Double Cylinder	Institution	\$547.00	\$567.00
CK4272		Public Toilet		
CK4282		Store Door		

**Cylinder Options**

Description	Specify Quick Code	Add or Deduct
Conventional 6-pin	(standard)	No Charge
Less (1) Cylinder	LC	Deduct \$47.00 per cylinder
Less Hotel Cylinder	LC	Deduct \$61.00 per cylinder
Pyramid Security Fixed Core <sup>1</sup>	PS	Add \$32.00 per cylinder
Pyramid Security IC <sup>1</sup>	PCS	Add \$77.00 per cylinder
Pyramid High Security Fixed Core <sup>1</sup>	PHS	Add \$49.00 per cylinder
Pyramid High Security IC <sup>1</sup>	PCHS	Add \$94.00 per Cylinder
Pyramid IC with Temporary Construction Core	CTP	Add \$49.00 per cylinder
Pyramid IC with Temporary Disposable Core	CTPD	No Charge
Pyramid IC Less Core	CLP	No Charge
Security IC <sup>1</sup>	CHS	Add \$110.00 per cylinder
Security <sup>1</sup>	HS	Add \$65.00 per cylinder
IC 6-pin	C6	Add \$44.00 per cylinder
IC 6-pin with Temporary Construction Core (Red)	CT6R	Add \$49.00 per cylinder
IC 6-pin with Temporary Construction Core (Blue)	CT6B	Add \$49.00 per cylinder
IC 6-pin with Temporary Construction Core (Green)	CT6G	Add \$49.00 per cylinder
IC 6-pin with Temporary Disposable Core	CT6D	No Charge
IC 6-pin Less Core (except CK4229)	CL6	No Charge
IC 6-pin Less Core (CK4229)	CL6	Deduct \$16.00 per cylinder
Master Ring	MR	Add \$29.00 per cylinder

Note:

1. Not available in CK4229 function.

### Keying Options\*

Description	Specify Quick Code	Add or Deduct
0-Bitted with 2 blank keys	(standard)	No Charge
Keyed random	KR	
Master keyed (all cylinders except 8000, 8020, 8027 IC core)	Specify keyset	Add \$10.00 per cylinder
Master keyed Pyramid	Specify keyset	Add \$10.00 per cylinder
Master keyed Security (including IC cylinder and core)	Specify keyset	Add \$10.00 per cylinder
Master keyed (8000, 8020, 8027 IC core)	Specify keyset	No Charge
Master keyed to customer bittings or sample key	Specify keyset	Add \$12.00 per cylinder
Construction master keyed <sup>1,2</sup>	CMK	Add \$10.00 per cylinder
Visual key control (VKC)		
-No stamping	VKC0	Add \$3.70 per cylinder
-Keys only	VKC1	No Charge
-Cylinder and Keys <sup>3</sup>	VKC2	Add \$3.70 per cylinder
-Cylinders only <sup>3</sup>	VKC3	Add \$3.70 per cylinder
Concealed key control (CKC)		
-CKC cylinders with VKC keys	CKC2	Add \$3.70 per cylinder
-CKC cylinders only <sup>3</sup>	CKC3	Add \$3.70 per cylinder

**Notes:**

1. CMK Construction master keying charge is in addition to master keying charge.
2. CMK Construction master keying is not available in Pyramid or Security series.
3. VKC2, VKC3, CKC3 are not available in Pyramid or Security series.

\*Double cylinder keying: unless otherwise specified, both cylinders of 32 and 82 functions will be keyed alike. The inside cylinder of 72 function will be keyed to the master key(s) only, while the outside cylinder will include the change key.

If different keying is required, specify outside cylinder first, then inside cylinder.

For key bows other than 10 and 90, specify "KB" + bow number as Quick Code, e.g. KB12. No extra charge.

### Strike Options\*

To purchase strike separately, see catalog or parts manual for part number.

Lip Length	ANSI Curved Lip - Specify Quick Code	Curved Lip Box - Specify Quick Code	Add or Deduct
1"	SA100	SC100	No Charge
1-1/8"	SA118	SC118	
1-1/4"	(standard)	SC114	
1-3/8"	SA138	SC138	
1-1/2"	SA112	SC112	
1-3/4"	SA134	SC134	Add \$10.00 per lockset
2"	SA200	SC200	
2-1/4"	SA214	SC214	
2-1/2"	SA212	SC212	
2-3/4"	SA234	SC234	
3"	SA300	SC300	

Description	Specify Quick Code	Add or Deduct
Rabbeted front and strike	SR118	Add \$72.00 per lockset

\*If door thickness is standard or has been specified and no special door or frame condition exist, then only the first two characters of the optional strike Quick code must be specified(e.g. "SC").  
The correct lip length will be determined by our order entry system based on the standard or specified door thickness.

### Backset Options

Description	Specify Quick Code	Add or Deduct
2-3/4"	(standard)	No Charge
3-3/4"	B334	Add \$14.00 per lockset
5"	B500	Add \$22.00 per lockset
7"	B700	Add \$26.00 per lockset

### Door Thickness Options

Description	Specify Quick Code	Add or Deduct
1-3/4" - 2"	(standard)	No Charge
2-1/8"	D218	
2-1/4"	D214	
2-3/8"	D238	Add \$260.00 per lockset
2-1/2"	D212	
2-5/8" - 5" (available only for 10, 20, 51, 55, 57 and 61 functions)	D258 to D500 in 1/8" increments	

### Panel Applications

Specify Quick Code	Add or Deduct
PNL <sup>1</sup>	Add \$400.00 per lockset

Note:

1. Specify door thickness less panel, then panel thickness, followed by side of door (outside or inside) that panel will be applied. Centerline of lock case to edge of panel cannot exceed 4".

### Miscellaneous Options

Description	Specify Quick Code	Add or Deduct
Split designs and split finishes	Outside Trim x Inside Trim	Higher set price prevails
Delrin insert (knob filler cover)	M01	Add \$2.00 per lockset
Spanner head screws	M02	Add \$15.00 per lockset
Torx® head screws	M04	Add \$17.00 per lockset
Hex head screws	M05	Add \$15.00 per lockset
Knob to accept 6- or 7-pin Best® type core <sup>1</sup> (not available in 629 or 630 finish)	M10	Add 10.00 per knob; less core no cylinder deduct allowed
Flat front	M12	No Charge
ANSI wrought strike box	M17	No Charge
Knurling outside and inside	M20	Add \$110.00 per lockset
Knurling outside only	M21	Add \$55.00 per lockset
Knurling inside only	M22	Add \$55.00 per lockset
Abrasive coat outside and inside	M23	Add \$78.00 per lockset
Abrasive coat inside only	M24	Add \$39.00 per lockset
Abrasive coat outside only	M25	Add \$39.00 per lockset
Stainless steel chassis	M26	Add \$100.00 per lockset
Lead lining (roses)	M28	Add \$48.00 per rose

Note:

1. Not available in CK4229 function.

**Standard Features**

**Handing**

Field reversible

**Door Thickness**

1-3/8" - 1-3/4"

**Backset**

2-3/4"

**Strike**

ANSI curved Lip 4-7/8" x 1-1/4"  
x 1-1/4" lip to center

**Cylinder**

Brass, 6-pin, L4 keyway,  
0-bitted

**Keys**

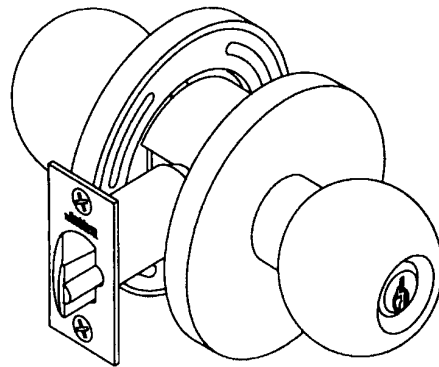
Two nickel silver keys

**Case Quantity**

20

**Case Weight**

40 lbs



**Ordering Example**

**Stock Order**

Quantity	Series/Function	Trim	Finish	Hand
100	CK4451	GWC	630	RHR

**Split Trim/Split Finish Order** (Privacy function CK4430 only: inside finish 629 only)

Quantity	Series/Function	Finish	Finish		Hand
			Outside	Inside	
12	CK4430	GWC	605	629	RHR

**Contract/Detailed Order**

Quantity	Keypad	Series/Function	Trim	Finish	Hand	Strike	Misc. Options	Cylinder and Keying
24	AA1	CK4451	GWC	630	RHR	SA200	M17	VKC1

**Lever Designs: GWC**

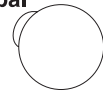
**Knob:**  
Wrought

**Rose:**  
Wrought  
Reinforced

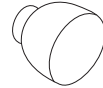


**GWC**

**Global**



**Belmont**



**Lever Designs: BWC**

**Knob:**  
Wrought

**Rose:**  
Wrought  
Reinforced



**BWC**

Function	Description		GWC, BWC	
			Finish: 605, 612, 629, 630	Finish: 613, 722
CK4410	Non-Keyed	Passage	\$118.00	\$124.00
CK4480		Communicating		
CK4430		Privacy	\$134.00	\$140.00
CK4440		Patio		
CK4450		Half Dummy		
CK4451	Single Cylinder	Entrance	\$180.00	\$186.00
CK4455		Classroom		
CK4457		Storeroom	\$204.00	\$210.00
CK4429		Hotel		
CK4482	Double Cylinder	Storeroom	\$227.00	\$233.00

**Cylinder & Keying Options\***

Description	Specify Quick Code	Add or Deduct
Conventional 6-pin	(standard)	No Charge
Less (1) cylinder	LC	Deduct \$47.00 per cylinder
Less hotel cylinder	LC	Deduct \$61.00 per cylinder
0-Bitted with 2 blank keys	(standard)	No Charge
Keyed random	KR	No Charge
Master keyed*	specify keyset	Add \$10.00 per cylinder
Master keyed to customer bittings or sample key	specify keyset	Add \$12.00 per cylinder
Construction master keyed <sup>1</sup>	CMK	Add \$10.00 per cylinder
Visual key control (VKC)		
-No stamping	VKC0	Add \$3.70 per cylinder
-Keys only	VKC1	No Charge
Concealed key control (CKC)		
-CKC cylinders with VKC keys	CKC2	Add \$3.70 per cylinder
-CKC cylinders only	CKC3	Add \$3.70 per cylinder

**Notes:**

1. CMK Construction master keying charge is in addition to master keying charge.

\*Both cylinders of double cylinder function locksets will be keyed alike, unless otherwise specified.

If different keying is required, specify outside cylinder first, then inside cylinder.

For key bows other than 10 and 90, specify "KB" + bow number as Quick Code, e.g. KB12. No extra charge.

**Backset Options**

Description	Specify Quick Code	Add or Deduct
2-3/8"	B238	No Charge
2-3/4"	(standard)	
3-3/4"	B334	Add \$12.00 to lockset
5"	B500	Add \$14.00 to lockset

### Strike Options\*

To purchase strike separately, see catalog or parts manual for part no.

Lip Length	ANSI Curved Lip Specify Quick Code	T-Strike Curved Lip Box Specify Quick Code	Full Lip Specify Quick Code	Add or Deduct
1'	SA100	SC100	SF118	Add \$10.00 per lockset
1-1/8"	SA118	SC118		
1-1/4"	(standard)	SC114		No Charge
1-3/8"	SA138	SC138		Add \$10.00 per lockset
1-1/2"	SA112	SC112		
1-3/4"	SA134	SC134		
2"	SA200	SC200		

\*If door thickness is standard or has been specified and no special door or frame condition exist, then only the first two characters of the optional strike Quick Code must be specified (e.g. "SC").

### Miscellaneous Options

Description	Specify Quick Code	Add or Deduct
Split designs and split finishes	Outside Trim x Inside Trim	Higher set price prevails
NOTE: Split finish on inside must be 629 for CK4430 only.		
1" latch front, square corners (for 2-3/8" backset only)	M14	Add \$4.00 per lockset
ANSI wrought strike box	M17	No Charge
Abrasive coat outside and inside	M23	Add \$78.00 per lockset
Abrasive coat inside only	M24	Add \$39.00 per lockset
Abrasive coat outside only	M25	Add \$39.00 per lockset

**Standard Features**

**Handing**

Non-Handed

**Door Thickness**

1-3/8" / 1-3/4"

**Backset**

2-3/8" or 2-3/4"

**Strike**

1-1/8" x 2-3/4" curved lip  
T-strike

**Cylinder**

Brass, 6-pin, L4 keyway,  
0-bitted

**Keys**

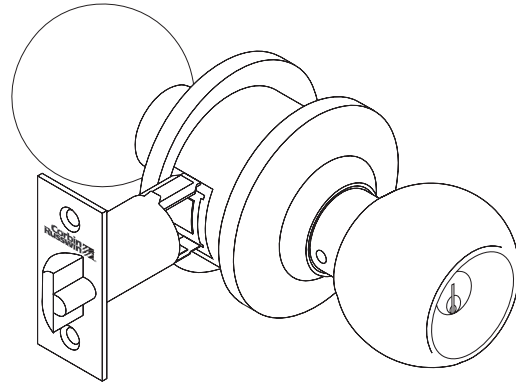
Two nickel silver keys

**Case Quantity**

20

**Case Weight**

32 lbs



**Ordering Example**

**Stock Order**

Quantity	Series/Function	Trim	Finish
100	CK4755	GWC	626

**Contract/Detailed Order**

Quantity	Keyset	Series/Function	Trim	Finish	Strike	Misc. Options	Cylinder and Keying
24	AA1	CK4755	GWC	626	687F62	M17	C6-VKC3


**Lever Designs: GWC**

Global



**Knob:**  
Brass

**Rose:**  
Brass



**GWC**

Function	Description		GWC
			Finish: 605, 626
CK4710	Non-keyed	Passage or Closet	\$76.00
CK4720		Privacy, Bedroom or Bathroom	\$80.00
CK4750		Half Dummy (surface mounted)	\$52.00
CK4751	Single Cylinder	Entrance	\$98.00
CK4755		Classroom	
CK4759		Storeroom or Public Restroom	

### Cylinder & Keying Options

Description	Specify Quick Code	Add or Deduct
Conventional 6-pin	(standard)	No Charge
Less (1) cylinder	LC	
Pyramid Security fixed core	PS	Add \$32.00 per cylinder
Pyramid High Security fixed core	PHS	Add \$49.00 per cylinder
0-bitted with 2 blank keys	(standard)	No Charge
Keyed Random	KR	
Master keyed	Specify keyset	Add \$10.00 per cylinder
Master keyed to customer bittings or sample key	Specify keyset	Add \$12.00 per cylinder
Construction master keyed <sup>1, 2</sup>	CMK	Add \$10.00 per cylinder
Visual key control (VKC)		
-No stamping	VKC0	Add \$3.70 per cylinder
-Keys only	VKC1	No Charge
-Cylinders and Keys <sup>3</sup>	VKC2	Add \$3.70 per cylinder
-Cylinder only <sup>3</sup>	VKC3	Add \$3.70 per cylinder
Concealed key control (CKC)		
-CKC cylinders with VKC keys	CKC2	Add \$3.70 per cylinder
-CKC cylinders only <sup>3</sup>	CKC3	Add \$3.70 per cylinder
Lockset furnished in Schlage® C Keyway <sup>4</sup>	C	No Charge

**Notes:**

1. CMK Construction master keying charge is in addition to master keying charge.
  2. CMK Construction master keying is not available in Pyramid or Security series.
  3. VKC2, VKC3, CKC3 are not available in Pyramid or Security series.
  4. Available 0-bitted & Keyed Random (KR) only.
- For key bows other than 10 and 90, specify "KB" + bow number as Quick Code, e.g. KB12. No extra charge.

**Door Thickness Options**

Description	Specify Quick Code	Add or Deduct
1-3/8" - 1-3/4"	(standard)	No Charge

**Backset Options**

Description	Specify Quick Code	Add or Deduct
2-3/8"	B238	No Charge
2-3/4"	(standard)	

**Strike Options**

To purchase strike separately, see catalog or parts manual for part no.

Description	Specify Quick Code	Add or Deduct
Curved lip "T" strike	(standard)	No Charge
ANSI curved lip	SA114	Add \$4.80 per lockset
Full lip 1/4" radius corner	SFR114	No Charge
Full lip square corner	SF114	

**Miscellaneous Options**

Description	Specify Quick Code	Add or Deduct
Split designs and split finishes	Outside Trim x Inside Trim	Higher set price prevails
Less cylinder and with tailpiece for Schlage® cylinder	M06	No Charge
1-1/8" latch front, square corners (Available 2-3/4" backsets only)	(standard)	No Charge
1" flat front, square corners (Available 2-3/8" backset only)	(standard with B238 Quick Code)	
1" latch front, rounded corners (Available 2-3/8" backset only)	M15	Add 2.10 per latch
ANSI wrought strike box	M17	No Charge
Dust box for 2-3/4" strike	M77	
Dust box for 2-3/8" strike	M78	

**Standard Features**

**Handing**

Specify hand

**Door Thickness**

1-3/4" only

**Backset**

2-3/4" only

**Strike**

ANSI curved lip 4-7/8" x 1-1/4"  
x 1-1/4" lip to center

**Cylinder**

Brass, 6-pin, L4 keyway,  
0-bitted

**Keys**

Two nickel silver keys

**Case Quantity**

6 leversets

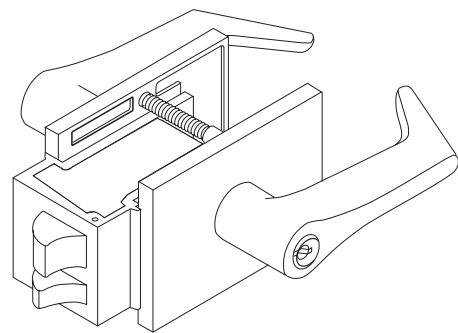
9 knobsets

**Case Quantity**

36

**Case Weight**

45 lbs



Now available with MicroShield antimicrobial finish. Specify 626C finish (\$31.00 upcharge per lockset)

**Ordering Example**

**Stock Order**

Quantity	Series/Function	Trim	Finish	Hand
100	UT5251	ESE	630	RH

**Split Trim/Split Finish Order**

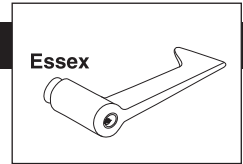
Privacy function CK4430 only: inside finish 629 only

Quantity	Series/Function	Trim	Finish		Hand
			Outside	Inside	
12	UT5251	ESE	626	625	RHR

**Contract/Detailed Order**

Quantity	Keypad	Series/Function	Trim	Finish	Hand	Strike	Misc. Options	Cylinder and Keying
24	AA1	UT5251	ESE	626	RHR	SC200	M21	MR-VKC3

**Lever Designs: ESE**



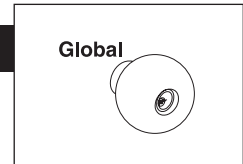
**Lever:**  
Forged

**Escutcheon:**  
Forged



Function	Description		ESE
			Finish: 612, 613, 625, 626*, 722
UT5210	Non-keyed	Passage or Closet	\$674.00
UT5220		Privacy	\$742.00
UT5251	Single Cylinder	Entrance	\$812.00
UT5255		Classroom	
UT5257		Storeroom	
UT5261		Entrance	
UT5272	Double Cylinder	Public Toilet	\$859.00
UT5282		Store Door	

**Lever Designs: GRE, BRE**



**Lever:**  
Forged

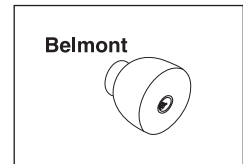
**Escutcheon:**  
Forged



**GRE**



**BRE**



Function	Description		GRE, BRE
			Finish: 612, 613, 625, 626*, 722
UT5210	Non-keyed	Passage or Closet	\$628.00
UT5220		Privacy	\$700.00
UT5251	Single Cylinder	Entrance	\$774.00
UT5255		Classroom	
UT5257		Storeroom	
UT5261		Entrance	
UT5272	Double Cylinder	Public Toilet	\$821.00
UT5282		Store Door	

\*MicroShield antimicrobial finish available; specify 626C finish and add \$31.00 per lockset.

**Cylinder Options**

Description	Specify Quick Code	Add or Deduct
Conventional 6-pin	(standard)	No Charge
Less (1) Cylinder	LC	Deduct \$47.00 per cylinder
Pyramid Security Fixed Core	PS	Add \$32.00 per cylinder
Pyramid Security IC	PCS	Add \$77.00 per cylinder
Pyramid High Security Fixed Core	PHS	Add \$49.00 per cylinder
Pyramid High Security IC	PCHS	Add \$94.00 per Cylinder
Pyramid IC with Temporary Construction Core	CTP	Add \$49.00 per cylinder
Pyramid IC with Temporary Disposable Core	CTPD	No Charge
Pyramid IC Less Core	CLP	No Charge
Security	HS	Add \$65.00 per cylinder
Security IC	CHS	Add \$110.00 per cylinder
IC 6-pin	C6	Add \$44.00 per cylinder
IC 6-pin with Temporary Construction Core (Red)	CT6R	Add \$49.00 per cylinder
IC 6-pin with Temporary Construction Core (Blue)	CT6B	Add \$49.00 per cylinder
IC 6-pin with Temporary Construction Core (Green)	CT6G	Add \$49.00 per cylinder
IC 6-pin with Temporary Disposable Core	CT6D	No Charge
IC 6-pin with Small Format Temporary Disposable Core	CTSD	No Charge
IC 6-pin Less Core	CL6	No Charge
IC 7-pin	C7	Add \$52.00 per cylinder
IC 7-pin with Temporary Construction Core (Red)	CT7R	Add \$57.00 per cylinder
IC 7-pin with Temporary Construction Core (Blue)	CT7B	Add \$57.00 per cylinder
IC 7-pin with Temporary Construction Core (Green)	CT7G	Add \$57.00 per cylinder
IC 7-pin with temporary Disposable Core	CT7D	No Charge
IC 7-pin Less Core	CL7	No Charge
Master Ring	MR	Add \$29.00 per cylinder

**Keying Options\***

Description	Specify Quick Code	Add or Deduct
0-Bitted with 2 blank keys	(standard)	No Charge
Keyed Random	KR	
Master keyed (all cylinders except 8000, 8020, 8027 IC core)	Specify keyset	Add \$10.00 per cylinder
Master keyed Pyramid	Specify keyset	
Master keyed Security (including IC cylinder and core)	Specify keyset	
Master keyed (8000, 8020, 8027 IC core)	Specify keyset	No Charge
Master keyed to customer bittings or sample key	Specify keyset	Add \$12.00 per cylinder
Construction master keyed <sup>1,2</sup>	CMK	Add \$10.00 per cylinder
Visual key control (VKC)		
-No stamping	VKC0	Add \$3.70 per cylinder
-Keys only	VKC1	No Charge
-Cylinder and Keys <sup>3</sup>	VKC2	Add \$3.70 per cylinder
-Cylinders only <sup>3</sup>	VKC3	
Concealed key control (CKC)		
-CKC cylinders with VKC keys	CKC2	Add \$3.70 per cylinder
-CKC cylinders only <sup>3</sup>	CKC3	

**Notes:**

1. CMK Construction master keying charge is in addition to master keying charge.
2. CMK Construction master keying is not available in Pyramid or Security series.
3. VKC2, VKC3, CKC3 are not available in Pyramid or Security series.

\*Double cylinder keying: unless otherwise specified, both cylinders of 32 and 82 functions will be keyed alike. The inside cylinder of 72 function will be keyed to the master key(s) only, while the outside cylinder will include the change key.

If different keying is required, specify outside cylinder first, then inside cylinder.

For key bows other than 10 and 90, specify "KB" + bow number as Quick Code, e.g. KB12. No extra charge.

### Strike Options\*

To purchase strike separately, see catalog for part no.

Lip Length	ANSI Curved Lip Specify Quick Code	T-Strike Curved Lip Box Specify Quick Code	Add or Deduct
1-1/4"	Standard	NA	No Charge
2"	N/A	SC200	Add \$10.00 per lockset
2-1/8"	N/A	SC218	
2-1/4"	N/A	SC214	
2-1/2"	N/A	SC212	
2-3/4"	N/A	SC234	
3"	N/A	SC300	

Lip Length	ANSI Straight Lip For Door Pair** Quick Code	For Door Pair** Quick Code	Add or Deduct
1-13/16"	SA136	SP136	No Charge

Lip length	ANSI Straight Lip For Extended Lip Escutcheon Quick Code	For Extended Lip Escutcheon Quick Code	Add or Deduct
15/16"	Standard when Extended Lip Option is Specified	SX156	No Charge

\*If door thickness is standard or has been specified and no special door or frame condition exist, then only the first two characters of the optional strike Quick code must be specified (e.g. "SC").

The correct lip length will be determined by our order entry system based on the standard or specified door thickness.

\*\* Lip is measured from back of strike.

### Miscellaneous Options

Description	Specify Quick Code	Add or Deduct
Split designs and split finishes	Outside Trim x Inside Trim	Higher set price prevails
Delrin insert (knob filler cover)	M01	Add \$2.00 per lockset
Spanner head screws	M02	Add \$15.00 per lockset
Torx® head screws (on strike)	M04	Add \$17.00 per lockset
Lever to accept Best-type core (ESE only)	M08	Deduct \$20.00 per lockset
Knob to accept Best-type core, less core	M10	Add 10.00 per knob; less core no cylinder deduct allowed
Extended lip escutcheon (for single door reverse bevel; 630 finish to match 626 only)	M11	Add \$52.00 per lockset
Knurling outside and inside	M20	Add \$110.00 per lockset
Knurling outside only	M21	Add \$55.00 per lockset
Knurling Inside only	M22	
Abrasive coat outside and inside	M23	Add \$78.00 per lockset
Abrasive coat inside only	M24	Add \$39.00 per lockset
Abrasive coat outside only	M25	
Lead lining escutcheon	M28	
Unstaked lever retainer	M33	No Charge
MicroShield Coating	C	Add \$31.00 per lockset



**Standard Features**

**Case**

Extruded Brass  
Conventional model: 1-3/4"  
IC model: 2"

**Shackle**

Hardened steel or brass

**Locking**

Conventional model: latching at toe  
IC model: ball bearing locking heel and toe

**Cylinder**

Conventional model: non-removable 6-pin, L4 keyway  
IC model: interchangeable core

**Case Quantity**

36

**Case Weight**

6 lbs



**Ordering Example**

**Stock Order**

Quantity	Series/Function
10	PL5000

**Contract Order**

Quantity	Keyset	Series/Function	Shackle Length	Misc. Options
10	AA1	PL5080	258	M45

**Padlocks**

Hardened Steel Shackle	Brass Shackle	Description	List Price
PL5000	PL5100	Standard	\$71.00
PL5070	PL5170	Interchangeable Core (IC), less core	\$77.00
PL5030	PL5130	Pyramid High Security IC	\$171.00
PL5037	PL5137	Pyramid IC	\$154.00
PL5080	PL5180	IC 6-pin	\$121.00
PL5090	PL5190	IC Security	\$187.00

**Shackle Length Options with Padlocks**

Description	Specify Quick Code	Add or Deduct
PL5000 and PL5100 Padlocks only:		
13/16"	(standard)	No Charge
2-9/16"	212	Add \$4.00 to padlock
PL5030, PL5130, PL5070, PL5170, PL5080, PL5180, PL5090 and PL5190 Padlocks only:		
7/8"	(standard)	No Charge
2-5/8"	258	Add \$4.00 to padlock

### Cylinder & Keying Options\*

Description	Specify Quick Code	Add or Deduct
Keyed random		No Charge
- PL5000, PL5100 Padlocks	(standard)	
- PL5030, PL5130, PL5080, PL5180 and PL5090, PL5190 Padlocks	KR	
0-Bitted (PL5080, PL5180 Padlock Only)	(standard)	
Non-assembled (PL5000, PL5100 Padlock Only)	M46	Deduct \$6.00 per padlock
Master Keyed (all cylinders except 8000, 8020, 8027 IC core)	specify keyset	Add \$10.00 per cylinder
Master Keyed Pyramid	specify keyset	
Master Keyed Security (including IC cylinder and core)	specify keyset	
Master Keyed (8000, 8020, 8027 IC core)	specify keyset	No Charge
Master Keyed to customer bittings or sample key	specify keyset	Add \$12.00 per cylinder
Construction Master Keyed (IC-6 Padlock Only) <sup>1,2</sup>	CMK	Add \$10.00 per cylinder
Temporary construction core (IC Padlock Only) (Red)	CT6R	Add \$5.00 per padlock
IC 6-pin with Temporary Construction Core (IC -6 Padlock Only) (Blue)	CT6B	Add \$5.00 per padlock
IC 6-pin with Temporary Construction Core (IC -6 Padlock Only) (Green)	CT6G	Add \$5.00 per padlock
Visual key control (VKC)		
- No Stamping	VKC0	Add \$3.70 per cylinder
- Keys only	VKC1	No Charge
- Locks and Keys <sup>3</sup>	VKC2	Add \$3.70 per cylinder
- Locks only <sup>3</sup>	VKC3	
Concealed key control (CKC) (PL5080, PL5180, PL5090 and PL5190 only)		
- CKC cores with VKC keys <sup>4</sup>	CKC2	Add \$3.70 per cylinder
- CKC cores only <sup>3,4</sup>	CKC3	

**Notes:**

1. CMK Construction master keying charge is in addition to master keying charge.
  2. CMK is not available in Pyramid or Security series.
  3. VKC2, VKC3, CKC3 are not available in Pyramid or Security series.
  4. CKC2, CKC3 is not available in PL5000, PL5100, PL5070 or PL5170 padlock.
- \*For key bows other than 10 and 90, specify "KB" + bow number as Quick Code, e.g. KB12. No extra charge.

### Miscellaneous Options

Description	Specify Quick Code	Add or Deduct
Chain and clevis attached	M44	Add \$2.80 per padlock
Custom die stamped case* (specify existing die number or lettering specifications for artwork)	M45	Add \$3.60 per padlock

- \*To create new die stamp, contact factory. Provide artwork with request for quotation.  
 Die stamps remain the property of Corbin Russwin.

ANSI 156.5  
Grade II

**Standard Features**

**Handing**

Non-handed, except DL2117 function.

**Door Thickness**

1-3/8" - 2-1/4"

**Backset**

2-3/4" (standard)  
2-3/8" available

**Strike**

Wrought brass or bronze  
2-3/4" x 1-1/8"

**Cylinder**

Brass 6-pin,  
0-bitted, L4 keyway

**Keys**

Two nickel silver keys

**Case Quantity**

30

**Case Weight**

44 lbs  
(55 lbs DL2112)



**Ordering Example**

**Stock Order**

Quantity	Series/Function	Finish
30	DL2113	626

**Contract Order**

Quantity	Keyset	Finish	Keyset	Optional Strike
30	DL2113	626	AA1	SD002

Function	Description	Finish: 605, 606, 612 613, 625, 626, 722
DL2113	Single Cylinder	\$115.00
DL2112	Double Cylinder	\$162.00
DL2117	Classroom*	\$115.00
DL2111	Cylinder x Blank	
DL2160	Thumbturn x Blank	\$111.00

\*Thumbturn will not project deadbolt. Specify hand.

**Cylinder & Keying Options\***

Description	Specify Quick Code	Add or Deduct
Conventional 6-pin	(standard)	No Charge
Conventional 7-pin	7P	Add \$2.00 per cylinder
Less cylinder	LC	Deduct \$47.00 per cylinder
0-Bitted with two blank keys	(standard)	No Charge
Keyed Random	KR	
Master Keyed (conventional)	specify keyset	Add \$10.00 per cylinder
Master Keyed to customer bittings or sample key	specify keyset	Add \$12.00 per cylinder
Construction master keyed	CMK <sup>1</sup>	Add \$10.00 per cylinder
Visual key control (VKC)		
- No Stamping	VKC0	Add \$3.70 per cylinder
- Keys only	VKC1	No Charge
- Cylinders and Keys (not for HS or CHS)	VKC2	Add \$3.70 per cylinder
- Cylinders only (not for HS or CHS)	VKC3	
Concealed key control (CKC)		
- CKC cylinders with VKC keys	CKC2	Add \$3.70 per cylinder
- CKC cylinders only	CKC3	

**Notes:**

1. CMK Construction master keying charge is in addition to master keying charge.

\*Both cylinders of double cylinder deadlocks are keyed alike, unless otherwise specified. If different keying is required, specify outside cylinder first, then inside cylinder.

For key bows other than 10 and 90, specify 'KB' + bow number as Quick Code, e.g. KB12.

Note: KB92 cannot be furnished with VKC or other markings.

### Strike Options

To purchase strike separately, see catalog or parts manual for part no.

Lip Length	ANSI Straight Lip - Specify Quick Code	Add or Deduct
7/8"	SS078	No Charge
1-1/8"	SS118	
1-1/4"	SS114	
1-3/8"	SS138	
1-1/2"	SS112	
1-3/4"	SS134	
2"	SS200	Add \$10.00 per lockset
2-1/4"	SS214	
2-1/2"	SS212	
2-3/4"	SS234	
3"	SS300	

### Strike Options (No Lip)

Description	Specify Quick Code	Add or Deduct
2-3/4" x 1-1/8"	(standard)	No Charge
3-1/2" x 1-1/8"	SD001	

### Door Thickness Options

Description	Specify Quick Code	Add or Deduct
1-3/8"	D138	Add \$16.00 per deadlock
1-3/4" - 2"	(standard)	No Charge
2-1/4"	D214	Add \$16.00 per deadlock

### Miscellaneous Options

Description	Specify Quick Code	Add or Deduct
1" latch front, square corners	M14	No Charge
ANSI wrought box	M17	
Wrought box for standard strike	(standard)	
2-3/8" backset	B238	

**Standard Features**

**Handing**

Non-handed, except DL3017 function

**Door Thickness**

1-3/4" - 2-1/4"

**Backset**

2-3/4" (standard)

**Strike**

Wrought brass or bronze  
2-3/4" x 1-1/8" with wrought box

**Cylinder**

Brass 6-pin,  
0-bitted, L4 keyway

**Keys**

Two nickel silver keys

**Weight** 2.5 lbs each



**Ordering Example**

**Stock Order**

Quantity	Series/Function	Finish
30	DL3013	626

**Contract Order**

Quantity	Keypad	Finish	Keypad	Optional Strike
30	DL3013	626	AA1	SD002

Function	Description	Finish: 605, 606, 612 613 618, 619, 625, 626, 722
DL3013	Single Cylinder	\$162.00
DL3012	Double Cylinder	\$215.00
DL3017	Classroom*	\$168.00
DL3011	Cylinder x Blank	\$162.00
DL3060	Thumbturn x Blank	

\*Thumbturn will not project deadbolt. Specify hand.

**Cylinder & Keying Options\***

Description	Specify Quick Code	Add or Deduct
Conventional 6-pin	(standard)	No Charge
Conventional 7-pin	7P	Add \$2.00 per cylinder
Less cylinder	LC	Deduct \$53.00 per cylinder
Pyramid Security fixed core	PS	Add \$31.00 per cylinder
Pyramid Security IC	PCS	Add \$77.00 per cylinder
Pyramid High Security fixed core	PHS	Add \$49.00 per cylinder
Pyramid High Security IC	PCHS	Add \$94.00 per cylinder
Security	HS	Add \$63.00 per cylinder
Security IC	CHS	Add \$110.00 per cylinder
IC 6-pin	C6	Add \$44.00 per cylinder
IC 6-pin with temporary construction core (Red)	CT6R	Add \$49.00 per cylinder
IC 6-pin with temporary construction core (Blue)	CT6B	Add \$49.00 per cylinder
IC 6-pin with temporary construction core (Green)	CT6G	Add \$49.00 per cylinder
IC 6-pin with temporary disposable core	CT6D	No Charge
IC 6-pin less core	CL6	No Charge
0-Bitted with 2 blank keys	(standard)	No Charge
Keyed random	KR	
Master keyed (all cylinders except 8000, 8020, 8027 IC core)	specify keyset	Add \$10.00 per cylinder
Master keyed Pyramid	specify keyset	
Master keyed Security (including IC cylinder and core)	specify keyset	
Master keyed (8000, 8020, 8027 IC core)	specify keyset	No Charge
Master keyed to customer bittings or sample key	specify keyset	Add \$12.00 per cylinder
Construction master keyed <sup>1,2</sup>	CMK	Add \$10.00 per cylinder
Visual key control (VKC)		
- No Stamping	VKC0	Add \$3.70 per cylinder
- Keys only	VKC1	No Charge
- Cylinders and Keys <sup>3</sup>	VKC2	Add \$3.70 per cylinder
- Cylinders only <sup>3</sup>	VKC3	
Concealed key control (CKC)		
- CKC cylinders with VKC keys	CKC2	Add \$3.70 per cylinder
- CKC cylinders only <sup>3</sup>	CKC3	

**Notes:**

1. CMK Construction master keying charge is in addition to master keying charge.

2. CMK is not available in Pyramid or Security series.

3. VKC2, VKC3, CKC3 are not available in Pyramid or Security series.

\*Both cylinders of double cylinder deadlocks are keyed alike, unless otherwise specified. If different keying is required, specify outside cylinder first, then inside cylinder.

For key bows other than 10 and 90, specify "KB" + bow number as Quick Code, e.g. KB12. No extra charge.

4. Refer to page Key Sys- 5 for example of CTP option pricing.

**Strike Options\***

To purchase strike separately, see catalog or parts manual for part no.

Lip Length	ANSI Straight Lip - Specify Quick Code	Add or Deduct
7/8"	SS078	No Charge
1-1/8"	SS118	
1-1/4"	SS114	
1-3/8"	SS138	
1-1/2"	SS112	
1-3/4"	SS134	Add \$10.00 per lockset
2"	SS200	
2-1/4"	SS214	
2-1/2"	SS212	
2-3/4"	SS234	
3"	SS300	

**Strike Options (No lip)**

	Specify Quick Code	Add or Deduct
2-3/4" x 1-1/8"	(standard)	No Charge
3-1/2" x 1-1/8"	SD001	

**Door Thickness Options**

Description	Specify Quick Code	Add or Deduct
1-3/8" (Not available in IC option)	D138	No Charge
1-3/4" - 2"	(standard)	
2-1/4"	D214	Add \$5.00 per deadlock

**Miscellaneous Options**

Description	Specify Quick Code	Add or Deduct
ANSI wrought box	M17	No Charge
Wrought box for standard strike	(standard)	
2-3/8" backset	B238	
Ergonomic Thumbturn	M34	

**ANSI 156.5  
Grade I**

**Standard Features**

**Handing**

Non-handed, except DL3117 function.

**Door Thickness**

1-3/8" - 2-1/4"

**Backset**

2-3/4" (standard)  
2-3/8" available

**Strike**

Wrought brass or bronze  
2-3/4" x 1-1/8" with wrought box

**Cylinder**

Brass 6-pin,  
0-bitted, L4 keyway

**Keys**

Two nickel silver keys

**Weight**

1.5 lbs each



**Ordering Example**

**Stock Order**

Quantity	Series/Function	Finish
30	DL3113	626

**Contract Order**

Quantity	Keyset	Finish	Keyset	Optional Strike
30	DL3113	626	AA1	SD002

Function	Description	Finish: 605, 606, 612 613, 625, 626, 722
DL3113	Single Cylinder	\$139.00
DL3112	Double Cylinder	\$186.00
DL3117	Classroom*	\$139.00
DL3111	Cylinder x Blank	
DL3160	Thumbturn x Blank	

\*Thumbturn will not project deadbolt. Specify hand.

**Cylinder & Keying Options\***

Description	Specify Quick Code	Add or Deduct
Conventional 6-pin	(standard)	No Charge
Conventional 7-pin (except ML2229)	7P	Add \$2.00 per cylinder
Less (1) cylinder	LC	Deduct \$47.00 per cylinder
Security IC <sup>2</sup>	CHS	Add \$110.00 per cylinder
IC 6-pin <sup>2</sup>	C6	Add \$44.00 per cylinder
IC 6-pin with temporary construction core <sup>2</sup> (Red)	CT6R	Add \$49.00 per cylinder
IC 6-pin with temporary construction core <sup>2</sup> (Blue)	CT6B	Add \$49.00 per cylinder
IC 6-pin with temporary construction core <sup>2</sup> (Green)	CT6G	Add \$49.00 per cylinder
IC 6-pin with temporary disposable core <sup>2</sup>	CT6D	No Charge
IC 6-pin less core <sup>2</sup>	CL6	No Charge
IC 7-pin <sup>2</sup>	C7	Add \$52.00 per cylinder
IC 7-pin with temporary construction core <sup>2</sup>	CT7	Add \$57.00 per cylinder
IC 7-pin with temporary disposable core <sup>2</sup>	CT7D	No Charge
IC 7-pin less core <sup>2</sup>	CL7	No Charge
Deadlock to accept Best-type core	M08	No Charge
0-Bitted with 2 blank keys	(standard)	
Keyed Random	KR	
Master keyed (all cylinders except 8000 IC core)	specify keyset	Add \$10.00 per cylinder
Master keyed (8000 IC core)	specify keyset	No Charge
Construction master keyed (not for HS or CHS) <sup>1</sup>	CMK	Add \$10.00 per cylinder
Visual key control (VKC)		
- No Stamping	VKC0	Add \$3.70 per cylinder
- Keys only	VKC1	No Charge
- Cylinders and Keys (not for CHS)	VKC2	Add \$3.70 per cylinder
- Cylinders only (not for CHS)	VKC3	
Concealed key control (CKC)		
- CKC cylinders with VKC keys	CKC2	Add \$3.70 per cylinder
- CKC cylinders only	CKC3	

**Notes:**

1. CMK Construction master keying charge is in addition to master keying charge.
2. Not available with D138 option.

\*Both cylinders of double cylinder deadlocks are keyed alike, unless otherwise specified. If different keying is required, specify outside cylinder first, then inside cylinder.

For key bows other than 10 and 90, specify 'KB' + bow number as Quick Code, e.g. KB12.

NOTE: KB92 cannot be furnished with VKC or other markings.

### Strike Options

To purchase strike separately, see catalog or parts manual for part no.

Lip Length	ANSI Straight Lip - Specify Quick Code	Add or Deduct
7/8"	SS078	No Charge
1-1/8"	SS118	
1-1/4"	SS114	
1-3/8"	SS138	
1-1/2"	SS112	
1-3/4"	SS134	Add \$10.00 per lockset
2"	SS200	
2-1/4"	SS214	
2-1/2"	SS212	
2-3/4"	SS234	
3"	SS300	

### Strike Options (No lip)

Description	Specify Quick Code	Add or Deduct
2-3/4" x 1-1/8"	(standard)	No Charge
3-1/2" x 1-1/8"	SD001	

### Door Thickness Options

Description	Specify Quick Code	Add or Deduct
1-3/8"	D138	No Charge
1-3/4" - 2"	(standard)	
2"	D200	
2-1/4"	D214	

### Miscellaneous Options

Description	Specify Quick Code	Add or Deduct
ANSI wrought box	M17	No Charge
Wrought box for standard strike	(standard)	
2-3/8" backset	B238	

**Standard Features**

**Handing**

Non-handed

**Door Thickness**

1-3/4"

**Backset**

2-3/4"

**Strike**

Wrought brass or bronze  
3-1/2" x 1-1/8" with wrought  
box

**Cylinder**

6-pin, L4 keyway, 0-bitted

**Keys**

Two nickel silver keys

**Weight**

2.25 lbs each



**Ordering Example**

**Stock Order**

Quantity	Series/Function	Finish
30	DL4013	626

**Contract Order**

Quantity	Keyset	Finish	Keyset	Optional Strike
30	DL4013	626	AA1	SS1189

Function	Description	Finish: 612, 613, 625, 626, 722	Finish: 605, 606, 611, 618, 619
DL4013	Single Cylinder	\$187.00	\$189.00
DL4012	Double Cylinder	\$240.00	\$242.00
DL4017	Classroom*	\$199.00	\$201.00
DL4011	Cylinder x Blank	\$187.00	\$189.00

\*Thumbturn will not project deadbolt.

**Cylinder & Keying Options\***

Description	Specify Quick Code	Add or Deduct
Conventional 6-pin	(standard)	No Charge
Conventional 7-pin	7P	Add \$2.00 per cylinder
Less cylinder	LC	Deduct \$53.00 per cylinder
Pyramid Security fixed core	PS	Add \$31.00 per cylinder
Pyramid Security IC	PCS	Add \$77.00 per cylinder
Pyramid High Security fixed core	PHS	Add \$49.00 per cylinder
Pyramid High Security IC	PCHS	Add \$94.00 per cylinder
Pyramid IC with temporary construction core <sup>4</sup>	CTP	Add \$49.00 per cylinder
Pyramid IC with temporary disposable core	CTPD	No Charge
Pyramid IC less core	CLP	No Charge
Security	HS	Add \$63.00 per cylinder
Security IC	CHS	Add \$110.00 per cylinder
IC 6-pin	C6	Add \$44.00 per cylinder
IC 6-pin with temporary construction core (Red)	CT6R	Add \$49.00 per cylinder
IC 6-pin with temporary construction core (Blue)	CT6B	Add \$49.00 per cylinder
IC 6-pin with temporary construction core (Green)	CT6G	Add \$49.00 per cylinder
IC 6-pin with temporary disposable core	CT6D	No Charge
IC 6-pin less core	CL6	No Charge
IC 7-pin	C7	Add \$52.00 per cylinder
IC 7-pin with temporary construction core (Red)	CT7R	Add \$57.00 per cylinder
IC 7-pin with temporary construction core (Blue)	CT7B	Add \$57.00 per cylinder
IC 7-pin with temporary construction core (Green)	CT7G	Add \$57.00 per cylinder
IC 7-pin with temporary disposable core	CT7D	Add \$8.00 per cylinder
IC 7-pin less core	CL7	Add \$8.00 per cylinder
0-Bitted with 2 blank keys	(standard)	No Charge
Keyed random	KR	
Master keyed (all cylinders except 8000, 8020, 8027 IC core)	specify keyset	Add \$10.00 per cylinder
Master keyed Pyramid	specify keyset	
Master keyed Security (including IC cylinder and core)	specify keyset	
Master keyed (8000, 8020, 8027 IC core)	specify keyset	No Charge
Master keyed to customer bittings or sample key	specify keyset	Add \$12.00 per cylinder
Construction master keyed <sup>1,2</sup>	CMK	Add \$10.00 per cylinder
Visual key control (VKC)		
- No Stamping	VKC0	Add \$3.70 per cylinder
- Keys only	VKC1	No Charge
- Cylinders and Keys <sup>3</sup>	VKC2	Add \$3.70 per cylinder
- Cylinders only <sup>3</sup>	VKC3	
Concealed key control (CKC)		
- CKC cylinders with VKC keys	CKC2	Add \$3.70 per cylinder
- CKC cylinders only <sup>3</sup>	CKC3	

**Notes:**

1. CMK Construction master keying charge is in addition to master keying charge.

2. CMK is not available in Pyramid or Security series.

3. VKC2, VKC3, CKC3 are not available in Pyramid or Security series.

\*Both cylinders of double cylinder deadlocks are keyed alike, unless otherwise specified. If different keying is required, specify outside cylinder first, then inside cylinder.

For key bows other than 10 and 90, specify "KB" + bow number as Quick Code, e.g. KB12.

4. Refer to page Key Sys-5 for example of CTP option pricing.

### Strike Options

To purchase strike separately, see catalog for part no.

Lip length	ANSI Straight Lip Specify Quick Code	Add or Deduct
7/8"	SS078	Add \$10.00 per lockset
1-1/8"	SS118	
1-1/4"	SS114	
1-3/8"	SS138	
1-1/2"	SS112	
1-3/4"	SS134	
2"	SS200	
2-1/4"	SS214	
2-1/2"	SS212	
2-3/4"	SS234	
3"	SS300	

### Door Thickness Options

Description	Specify Quick Code	Add or Deduct
1-3/8"	D138	No Charge
1-3/4"	(standard)	
1-7/8"	D178	
2"	D200	
2-1/8"	D218	
2-1/4"	D214	
2-3/8"	D238	Add \$16.00 per dead lock
2-1/2"	D212	
2-5/8"	D258	
2-3/4"	D234	
2-7/8"	D278	
3"	D300	Add \$26.00 per deadlock
3-1/8"	D318	
3-1/4"	D314	
3-3/8"	D338	
3-1/2"	D312	
3-5/8"	D358	
3-3/4"	D334	
3-7/8"	D378	
4"	D400	

### Miscellaneous Options

Description	Specify Quick Code	Add or Deduct
Spanner head screws	M02	Add \$15.00 per lockset
Torx head screws	M04	Add \$17.00 per lockset
ANSI wrought box	M17	No Charge
Lead wrapped case	M29	Add \$130.00 per lockset
Ergonomic Thumbturn (specify door thickness)	M34	Add \$10.00 per TT
Wrought box for standard strike	M40	No Charge

**Standard Features**

**Handing**

Non-handed

**Door Thickness**

1-3/4"

**Backset**

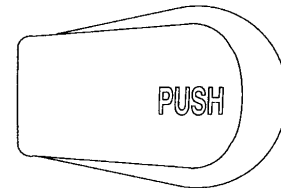
5"

**Strike**

Wrought brass or bronze  
2-3/4" x 1-1/8" x 1-1/4" lip to center

**Case Quantity** 6

**Case Weight** 35 lbs



Now available with MicroShield antimicrobial finish. Specify 626C finish. Note: \$30.00 upcharge per lockset

**Ordering Example**

**Stock Order**

Quantity	Series/Function	Finish	Hand	Optional Strike
30	HL12	626	RH	SA114

Function	Description	Finish: 612	Finish: 625, 626*
HL11	Exposed screws push side. Standard pull lever.	\$518.00	\$528.00
HL12	Exposed screws push side. Large concave pull lever.		
HL13	Exposed screws pull side. Standard pull lever.		
HL14	Exposed screws pull side. Large concave pull lever.		

**Miscellaneous Options**

Description	Specify Quick Code	Add or Deduct
Flat front	M12	No Charge
ANSI curved lip strike	SA114	
ANSI wrought strike box	M17	
Engraved* "PUSH" <sup>1</sup>	M36	Add \$22.00
Engraved "PULL" <sup>1</sup>	M37	Add \$22.00
Engraved "PULL" and "PUSH" <sup>1</sup>	M38	Add \$40.00
Lead washer	M39	Add \$40.00

Note:

1. Specify hand.

\* MicroShield antimicrobial finish available; specify 626C, add \$31.00 per lockset.



## FE6800

### Fortified Three-Point Latching System

#### Standard Features

##### Handing

Device is handed

##### Door Thickness

FE6800 is for use with standard 1-3/4" thick FEMA rated doors and frames

##### Cylinder

Brass, 6-pin, L4 keyway, 0-bitted, 1-1/8" standard. Optional cylinders available; see Quick Codes

##### Warranty

Seven-year limited

##### UL /ULc:

Meets FEMA 320 and FEMA 361 Guidelines for both inswing and outswing doors; single door 4'0" x 8'0" max.

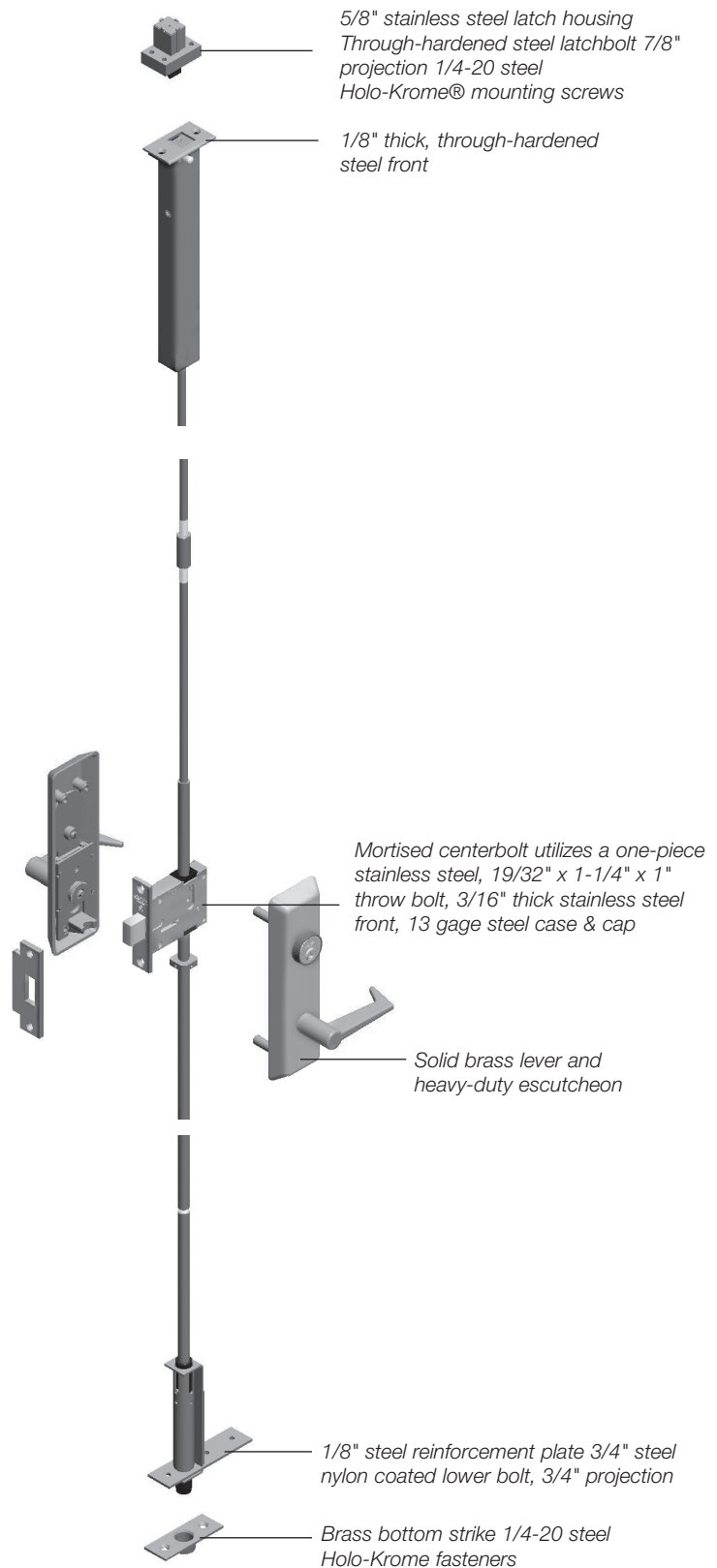
All locks listed for 3 hour single doors , 4'0" x 8'0" max. UL compliant with fire and windstorm markings

##### FE6800 Series:

FE6855 Classroom

FE6810 Passage or Closet

FE6880 Passage Lever x Blank Plate



# FE6800

Fortified Three-Point Latching System



## How to Order FE6800 FEMA Three-Point Auto Deadlock

### Ordering Examples

---

#### Stock Order

---

Quantity	Series/ Function	Trim	Finish	Hand
100	FE6855	FSH	626	RHR

#### Split Trim/Split Finish Order

---

Quantity	Series/ Function	Trim		Finish		Hand
		Outside	Inside	Outside	Inside	
12	FE6855	FSH	NSH	626	625	RHR

#### Contract/Detailed Order

---

Quantity	Keyset	Series/ Function	Trim	Finish	Hand	Optional Cylinder	Keying
24	AA1	FE6855	NSH	626	RHR	PHS	CKC2

Note: For keyed functions, collar is required depending on length and type of cylinder. Specify per below:

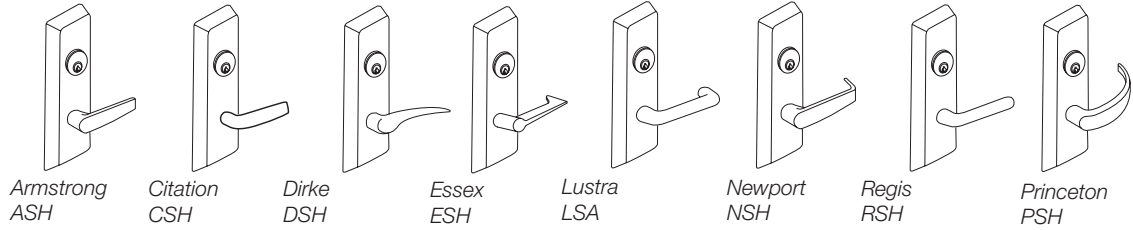
- 721F36 1-1/8" cylinder collar (for 6 pin mortise cylinder)
- 721F37 1-1/4" cylinder collar (for 7 pin mortise cylinder)
- 721F39 1-1/2" cylinder collar (for 7 pin IC mortise cylinder)

# FE6800

## Fortified Three-Point Latching System



Lever: Solid cast  
Escutcheon: Forged

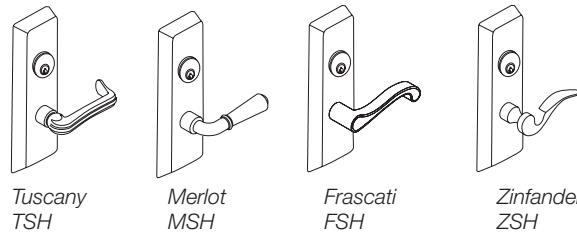


### FE6800 Series

Function	Description	ASH, CSH, DSH, ESH, LSH, NSH, PSH, RSH		
		Finish Group 1	Finish Group 2	Finish Group 3
		612 Satin Bronze 618 Polished Nickel 619 Satin Nickel 625 Polished Chrome 626* Satin Chrome	605 Polished Brass, 606 Satin Brass 613 Oil Rubbed Bronze 722 Black Oil Rubbed Bronze	611 Polished Bronze, 629 Polished Stainless Steel(1) 630* Satin Stainless Steel(1)
FE6810	Passage or Closet			
FE6855	Classroom	\$2,496.00	\$2,504.00	\$2,514.00
FE6880	Passage Lever x Blank Plate			

1. H escutcheon is a brass forging finished to match 629 and 630 finishes

Lever: Solid cast  
Escutcheon: Forged



### FE6800 Series

Function	Description	FSH, MSH, TSH, ZSH		
		Finish Group 1	Finish Group 2	Finish Group 3
		612 Satin Bronze 618 Polished Nickel 619 Satin Nickel 625 Polished Chrome 626* Satin Chrome	606 Satin Brass 613 Oil Rubbed Bronze 722 Black Oil Rubbed Bronze	611-E(2) Polished Bronze 605-E(2) Polished Brass
FE6810	Passage or Closet			
FE6855	Classroom	\$2,604.00	\$2,612.00	\$2,622.00
FE6880	Passage Lever x Blank Plate			

2. 605-E, 611-E levers only are Inifi-T finished. Inifi-T is a technologically advanced finish produced by a coating process called Physical Vapor Deposition (PVD). It provides the ultimate surface protection against the elements and everyday wear and tear.

\*MicroShield antimicrobial finish available; specify 626C, 630C, add \$31 per lockset.

# FE6800

## Fortified Three-Point Latching System



### Cylinder & Keying Options

Description	Specify Quick Code	Add or Deduct
Conventional 6-pin	(standard)	No Charge
Conventional 7-pin	7P	Add \$2.00 per cylinder
Less Standard Cylinder	LC	Deduct \$53.00 per cylinder
Pyramid Security Fixed Core	PS	Add \$31.00 per cylinder
Pyramid Security IC	PCS	Add \$77.00 per cylinder
Pyramid High Security fixed core	PHS	Add \$49.00 per cylinder
Pyramid High Security IC	PCHS	Add \$94.00 per cylinder
Pyramid IC with Temporary Construction Core3	CTP	Add \$49.00 per cylinder
Pyramid IC with Temporary Disposable Core3	CTPD	No Charge
Pyramid IC Less Core2	CLP	No Charge
Security4	HS	Add \$63.00 per cylinder
Security IC1, 4	CHS	Add \$110.00 per cylinder
Blockout Function Cylinder	BO	Add \$73.00 per cylinder
IC 6-pin	C6	Add \$44.00 per cylinder
IC 6-pin with Temporary Construction Core (Red)	CT6R	Add \$49.00 per cylinder
IC 6-pin with Temporary Construction Core (Blue)	CT6B	Add \$49.00 per cylinder
IC 6-pin with Temporary Construction Core (Green)	CT6G	Add \$49.00 per cylinder
IC 6-pin with Temporary Disposable Core	CT6D	No Charge
IC 6-pin Less Core	CL6	No Charge
IC 7-pin	C7	Add \$52.00 per cylinder
IC 7-pin with Temporary Construction Core (Red)	CT7R	Add \$57.00 per cylinder
IC 7-pin with Temporary Construction Core (Blue)	CT7B	Add \$57.00 per cylinder
IC 7-pin with Temporary Construction Core (Green)	CT7G	Add \$57.00 per cylinder
IC 7-pin with Temporary Disposable Core	CT7D	Add \$8.00 per cylinder
IC 7-pin Less Core	CL7	Add \$8.00 per cylinder

#### Notes:

1. CHS ordered with CT6 option add additional \$5.00 per cylinder.
3. Refer to page Key Sys-5 for example of CTP option pricing.
4. For existing systems only.

# FE6800

## Fortified Three-Point Latching System



### Cylinder & Keying Options (con't)

Description	Specify Quick Code	Add or Deduct
0-Bitted with two blank keys <sup>5</sup>	(standard)	No Charge
Keyed Random <sup>4</sup>	KR	No Charge
Master keyed (all cylinders except 8000, 8020, 8027 IC core)	specify keyset	Add \$10.00 per cylinder
Master keyed Pyramid	specify keyset	Add \$10.00 per cylinder
Master keyed Security (including IC cylinder and core)	specify keyset	Add \$10.00 per cylinder
Master keyed (8000, 8020, 8027 IC core)	specify keyset	No Charge
Master keyed to customer bittings or sample key	specify keyset	Add \$12.00 per cylinder
Construction master keyed <sup>1,2</sup>	CMK	Add \$10.00 per cylinder
Visual key control (VKC)		
- No Stamping	VKC0	Add \$3.70 per cylinder
- Keys only	VKC1	No Charge
- Cylinders and Keys <sup>3</sup>	VKC2	Add \$3.70 per cylinder
- Cylinders only <sup>3</sup>	VKC3	Add \$3.70 per cylinder
Concealed key control (CKC)		
- CKC cylinders with VKC keys	CKC2	Add \$3.70 per cylinder
- CKC cylinders only <sup>3</sup>	CKC3	Add \$3.70 per cylinder

Notes: KB92 cannot be furnished with VKC or other markings.

1. CMK Construction master keying charge is in addition to master keying charge.
2. CMK Construction master keying is not available in Pyramid series cylinders.
3. VKC2, VKC3, CKC3 are not available in Pyramid or Security series.
4. Pyramid series is not available keyed random.
5. Security series is not available 0-bitted.

### Miscellaneous Options

Description	Specify Quick Code	Add or Deduct
Torx Screws	M04	Add \$15.00 per lockset
Description	Specify	Add or Deduct
1-1/8" cylinder collar (for 6 pin mortise cylinder)	721F36	No Charge
1-1/4" cylinder collar (for 7 pin mortise cylinder)	721F37	No Charge
1-1/2" cylinder collar (for 7 pin IC mortise cylinder)	721F39	No Charge
MicroShield Antimicrobial finish coating	630C	Add \$31.00 per lockset
MicroShield Antimicrobial finish coating	626C	Add \$31.00 per lockset
Right Hand Reverse	RHR	No Charge
Left Hand Reverse	LHR	No Charge
MicroShield	C	Add \$31.00 per lockset

Copyright © 2002 - 2008 Corbin Russwin, Inc.

**FE6800**  
Notes



Corbin Russwin is pleased to introduce MicroShield™, a revolutionary new hardware finish coating which permanently suppresses the growth of bacteria, algae, fungus, mold and mildew.


- Suppresses microbes
- Non-toxic
- Lasts for the life of the hardware



As part of its promise to provide innovative solutions to their customers, ASSA ABLOY Group companies offer the MicroShield™ technology, a silver-based antimicrobial coating designed to stem the spread of germs and bacteria.

MicroShield™ is a trademark of ASSA ABLOY, Inc.

ED4000  
ED5000  
ED6000  
ED7000

Look for the  MicroShield™ icon to ensure protection.

Product	Series	MicroShield™ Coated Components
Exit Devices	ED4000 and ED5000 Series	Inside rail, push rail, head cover, end cap* Outside trim: levers/pull* and escutcheons
	ED6000 and ED7000 Series	Active/Inactive case covers, cross bar, arms Outside trim: levers/pull* and escutcheons

**AVAILABLE FINISHES**

- MicroShield™ is available on 626 and 630. Other finishes available by Special Product Application Request Form only.
- Specify 626C (satin chrome plated) or 630C (satin stainless steel) when ordering.
- MicroShield™ coating will be applied over 626 and 630 finishes. All components will match 626.

*Note: MicroShield™ coating will only be applied to “high touch” components.*

**HOW TO ORDER**

Product	How to Order
Exit Devices & Outside Trims (ordered together)	ED5200 x C955 x 630C x LHR
Exit Devices & Trims (ordered separately)	N955 x 630C x RHR

**PRICING - Discount is 50% off list only**

Description	Add
Exit Devices & Outside Trims (ordered together)	Add \$52.00 (when ordered together)
Exit Devices & Trims (ordered separately)	Add \$31.00





The PathLite™ patent pending technology offers a number of benefits:

- Requires no wiring or maintenance
- Recharges with exposure to ambient light
- Unaffected by heat or cold
- Non-toxic, will not rub or fade
- Vandal resistant
- Fire resistant and non-radioactive
- Green contrasting word “EXIT” centered on touchbar in 1-1/2" high lettering
- Cost effective; especially suited for existing buildings

PathLite™ photoluminescent exit devices meet New York City’s newly adopted standards for requirement of photoluminescent signage and stairwell markings in all office buildings in excess of 75 feet in height.

**How To Order Complete Device**

Exit Device	Trim/Function	Finish	Hand	Misc. Options
ED4200	A810	630	RHR	M49

ED4200 x A810 x 630 x RHR x M49

Options	Specify	Price
24", 36" , and 48" PathLite™ Photoluminescent Touchbar Cover	M49	Add: \$290.00

**How to Order Touchbar Cover Only**

Options	Part Number	Price
24" PathLite™ Photoluminescent Touchbar cover	710F797	\$326.00
36" PathLite™ Photoluminescent Touchbar cover	710F737	
48" PathLite™ Photoluminescent Touchbar cover	710F747	

**Standard Features**

**Handing**

Devices are field reversible;  
specify hand. Lever trims are  
handed; specify hand

**Door Thickness**

1-3/4"

**Stile**

Minimum width 2"

**Projection**

3-1/4"; 2-3/4" dogged

**Trim**

Cylinder is not included.  
See page ED4000-9 for  
cylinder options

**Door Width**

36"

**Securebolt™**

ED4200S      Panic

**Rim**

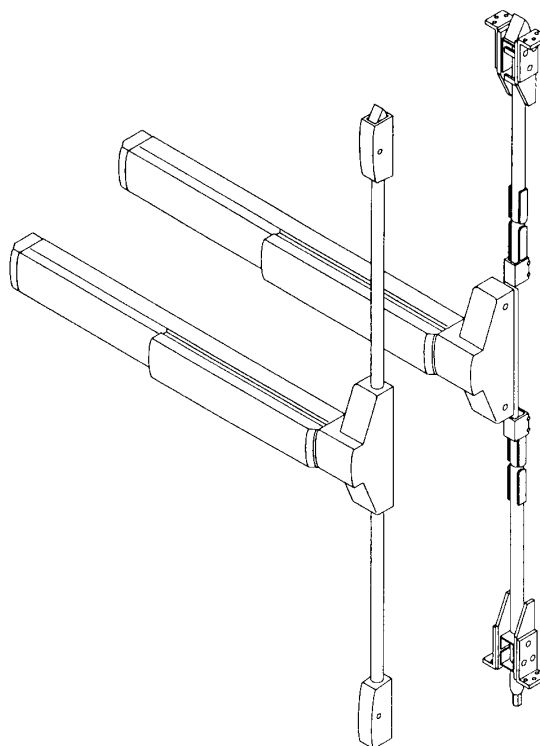
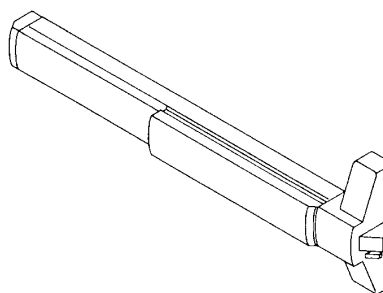
ED4200      Panic

**Vertical Rod**

ED4400      Panic

**Concealed Vertical Rod**

ED4800      Panic



**Ordering Example**

**Exit Device Only**

Quantity	Exit Device	Finish	Hand	Misc. Options
20	ED4200	606	RHR	M51-M54

**Removable Mullions**

Quantity	Mullion	Finish	Misc. Options
12	808	695	M57

**Exit Device with Trim**

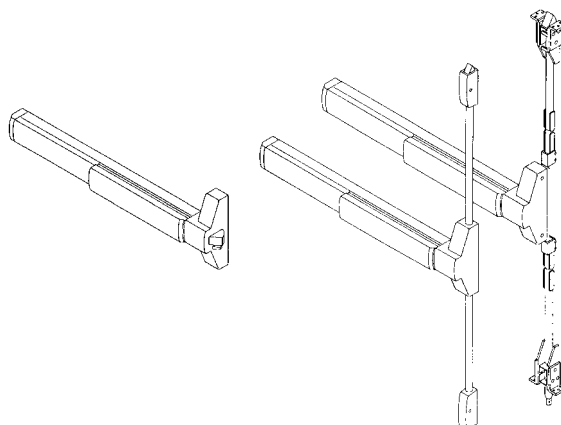
Quantity	Exit Device	Trim/Function	Finish	Hand	Door Thickness	Door Width	Door Height	Misc. Options
10	ED4400	N855	605	LHR	D200	W048	H0706	M51-M54

**Trim Only**

Quantity	Trim/Function	Finish	Hand	Door Thickness
24	N855	625	RHR	D214

**Contract/Detailed Order - Rim Exit Device with Trim**

Quantity	Keypad	Exit Device	Trim/Function	Finish	Hand	Door Height	Optional Strike	Door Width	Misc. Options	Optional Cylinder
36	AA1	ED4400	C855	626	LHR	H0800	S09	W048	M52-M54	7P



**36" Device Only, See Quick Code section for 24" and 48" door width options**

Includes device, strike(s) and screw pack. No cylinder or trim.

**Securebolt™ ED4200S Series**

Function	Description	Finish: 630, 606, 612	Finish: 605, 613, 722	Finish: 611, 618, 619, 625, 626, 629
ED4200S	Panic	\$1,270.00	\$1,320.00	\$1,352.00

**Rim ED4200 Series**

Function	Description	Finish: 630, 606, 612	Finish: 605, 613, 722	Finish: 611, 618, 619, 625, 626, 629
ED4200	Panic	\$1,217.00	\$1,267.00	\$1,299.00

**Vertical Rod ED4400 Series**

Function	Description	Finish: 630, 606, 612	Finish: 605, 613, 722	Finish: 611, 618, 619, 625, 626, 629
ED4400	Panic	\$1,507.00	\$1,557.00	\$1,589.00

**Concealed V.R. ED4800 Series**

Function	Description	Finish: 630, 606, 612	Finish: 605, 613, 722	Finish: 611, 618, 619, 625, 626, 629
ED4800	Panic	\$1,629.00	\$1,679.00	\$1,711.00

For rim, surface and concealed vertical rod exit trim prices, see pages ED4000-4 through ED4000-7.

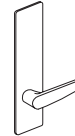
Caution: Be sure of your measurements. Exit devices are NOT returnable.

**ED4200S/ED4200/ED4400ED4800 Securebolt™, Rim, Surface and Concealed V.R. Trim**

Cylinder is not included.

**Escutcheon Trim Design: A8 Armstrong** 

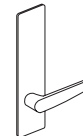
**Lever:** Cast      **Escutcheon:** Wrought



Function	Description	Finish: 630, 606, 612	Finish: 605, 613, 722	Finish: 611, 618, 619, 625, 626, 629
A810	Passage	\$374.00	\$386.00	\$402.00
A850	Dummy			
A855	Classroom <sup>1</sup>			
A859	Storeroom			

**Escutcheon Trim Design: C8 Citation** 

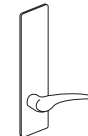
**Lever:** Cast      **Escutcheon:** Wrought



Function	Description	Finish: 630, 606, 612	Finish: 605, 613, 722	Finish: 611, 618, 619, 625, 626, 629
C810	Passage	\$374.00	\$386.00	\$402.00
C850	Dummy			
C855	Classroom <sup>1</sup>			
C859	Storeroom			

**Escutcheon Trim Design: D8 Dirke** 

**Lever:** Cast      **Escutcheon:** Wrought



Function	Description	Finish: 630, 606, 612	Finish: 605, 613, 722	Finish: 611, 618, 619, 625, 626, 629
D810	Passage	\$374.00	\$386.00	\$402.00
D850	Dummy			
D855	Classroom <sup>1</sup>			
D859	Storeroom			

Note:

1. Classroom function trim may be converted to storeroom function by a simple field adjustment. No additional parts required.

**ED4200S/ED4200/ED4400ED4800 Securebolt™, Rim, Surface and Concealed V.R. Trim**

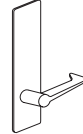
Cylinder is not included.

**Escutcheon Trim Design: E8 Essex**



**Lever:** Cast

**Escutcheon:** Wrought



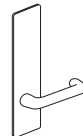
Function	Description	Finish: 630, 606, 612	Finish: 605, 613, 722	Finish: 611, 618, 619, 625, 626, 629
E810	Passage	\$374.00	\$386.00	\$402.00
E850	Dummy			
E855	Classroom <sup>1</sup>			
E859	Storeroom			

**Escutcheon Trim Design: L8 Lustra**



**Lever:** Cast

**Escutcheon:** Wrought



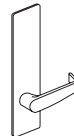
Function	Description	Finish: 630, 606, 612	Finish: 605, 613, 722	Finish: 611, 618, 619, 625, 626, 629
L810	Passage	\$374.00	\$386.00	\$402.00
L850	Dummy			
L855	Classroom <sup>1</sup>			
L859	Storeroom			

**Escutcheon Trim Design: N8 Newport**



**Lever:** Cast

**Escutcheon:** Wrought



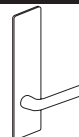
Function	Description	Finish: 630, 606, 612	Finish: 605, 613, 722	Finish: 611, 618, 619, 625, 626, 629
N810	Passage	\$374.00	\$386.00	\$402.00
N850	Dummy			
N855	Classroom <sup>1</sup>			
N859	Storeroom			

**Escutcheon Trim Design: R8 Regis**



**Lever:** Cast

**Escutcheon:** Wrought



Function	Description	Finish: 630, 606, 612	Finish: 605, 613, 722	Finish: 611, 618, 619, 625, 626, 629
R810	Passage	\$374.00	\$386.00	\$402.00
R850	Dummy			
R855	Classroom <sup>1</sup>			
R859	Storeroom			

Note:

1. Classroom function trim may be converted to storeroom function by a simple field adjustment. No additional parts required.

**ED4200S/ED4200/ED4400ED4800 Securebolt™, Rim, Surface and Concealed V.R. Trim**

Cylinder is not included.

**Escutcheon Trim Design: PR8 Princeton**



**Lever:** Cast

**Escutcheon:** Wrought



Function	Description	Finish: 630, 606, 612	Finish: 605, 613, 722	Finish: 611, 618, 619, 625, 626, 629
PR810	Passage	\$374.00	\$386.00	\$402.00
PR850	Dummy			
PR855	Classroom <sup>1</sup>			
PR859	Storeroom			

**Escutcheon Trim Design: G8 Global**

**Knob:** Wrought

**Escutcheon:** Wrought



Function	Description	Finish: 630, 606, 612	Finish: 605, 613, 722	Finish: 611, 618, 619, 625, 626, 629
G810	Passage	\$341.00	\$353.00	\$367.00
G850	Dummy			
G855	Classroom <sup>1</sup>			
G859	Storeroom			

**Escutcheon Trim Design: F4 Plate**

**Plate:** Wrought



Function	Description	Finish: 630, 606, 612	Finish: 605, 613, 722	Finish: 611, 618, 619, 625, 626, 629
F450	Dummy	\$141.00	\$153.00	\$165.00
F457	Nightlatch			

**Escutcheon Trim Design: O8 Plate x Thumbturn**

**Plate:** Wrought

**Thumbturn:** Cast



Function	Description	Finish: 630, 606, 612	Finish: 605, 613, 722	Finish: 611, 618, 619, 625, 626, 629
O810	Passage	\$297.00	\$309.00	\$321.00
O855*	Classroom			
O859	Storeroom			

Note:

1. Classroom function trim may be converted to storeroom function by a simple field adjustment. No additional parts required.

**ED4200S/ED4200/ED4400ED4800 Securebolt™, Rim, Surface and Concealed V.R. Trim**

Cylinder is not included.

**Escutcheon Trim Design: O14 Plate x Thumbturn**

**Pull:** Cast      **Escutcheon:** Wrought      **Thumbturn:** Cast



Function	Description	Finish: 630, 606, 612	Finish: 605, 613, 722	Finish: 611, 618, 619, 625, 626, 629
O1410	Passage	\$366.00	\$378.00	\$390.00
O1455*	Classroom			
O1459	Storeroom			

**Escutcheon Trim Design: T14 Pull/Thumbpiece**

**Grip:** Cast      **Escutcheon:** Wrought



Function	Description	Finish: 630, 606, 612	Finish: 605, 613, 722	Finish: 611, 618, 619, 625, 626, 629
T1410	Passage	\$351.00	\$363.00	\$375.00
T1450	Dummy	\$271.00	\$263.00	\$295.00
T1455*	Classroom	\$351.00	\$363.00	\$375.00
T1457	Nightlatch (see note 2)	\$271.00	\$263.00	\$295.00

**Escutcheon Trim Design: P10 Pull**



**Pull:** Extruded      **Escutcheon:** Wrought



Function	Description	Finish: 630, 606, 612	Finish: 605, 613, 722	Finish: 611, 618, 619, 625, 626, 629
P1050	Dummy	\$357.00	\$369.00	\$381.00
P1057	Nightlatch (see note 2)			

**Escutcheon Trim Design: K1 Key Only**

Note: Available with cylinder option only. Example: K157 x 6P



Function	Description	Finish: 605, 606, 611, 612, 613, 618, 619, 622, 625, 626, 722
K157	Nightlatch <sup>2</sup>	See cylinder option price pg. ED4000-9

Notes:

1. Classroom function trim may be converted to storeroom function by a simple field adjustment. No additional parts required.
2. Not recommended for use on surface or concealed vertical rod exit devices.

### Electrified Options for Exit Devices

Description	Specify Quick Code	Add or Deduct
Exit Alarm Device (cylinder is not included)	M61	Add \$575.00
30-Second Delay	M88*	No Charge
BOCA 15-Second Delay	M89*	
BOCA 30-Second Delay	M90*	
Bolt Position Monitoring	M91*	
Touchbar Monitoring or Signaling	M92*	Add \$161.00
Outside Monitoring or Signaling	M93*	
Latch Pullback	M94*	Add \$797.00
Electric Dogging	M97*	Add \$370.00
SPDT Lock and Unlock security monitor switch (Electric Trim Only)	M98*	Add \$172.00
Trim gasket for exterior applications (Electric Trim Only)	M99	Add \$18.00

### Delayed Egress Device

Description	Suffix	Add or Deduct
Delayed Egress (Suffix the letter D to device. Ex: ED4200) Not Available for ED4400 - Requires Special Application Request.	D	Add \$1376.00

### Electrified Accessories

Part Number	Description	Specify	Price
677F319	Controller (Required for Electric Latch Retraction- 120VAC input)	781N-120	\$578.00
619F199	Controller (Required for Electric Latch Retraction- 240VAC input)	781N-240	\$578.00
709F609	Power Supply 1 Amp (controls 1 'D' device)	BPS-24-1	\$238.00
709F619	Power Supply 2 Amp (controls 2 'D' devices or 1 "D" with SAF or SEC)	BPS-24-2	\$489.00
709F269	Power Supply 4 amp 24VDC	BPS-24-4	\$826.00
704F288	Concealed transfer (for over 120-degree swing door)	EPTL	\$95.00
709F689	(1) SPDT Maintained Switch (Includes LED)	MKA	\$144.00
709F709	(1) SPDT Momentary Switch (Includes LED)	MK	\$144.00
709F749	(1) SPDT Momentary Switch (Illuminated)	PB2	\$110.00
709F759	(1) SPDT Maintained (Alternating Action) Switch	PB3EA	\$84.00
709F769	(1) SPDT Momentary Switch (Illuminated)	PB3	\$108.00
709F779	(1) SPDT Momentary Switch	PB3ER	\$71.00
709F729	DPDT Momentary Key Switch	MK2	\$167.00
709F699	Narrow Stile Key Switch (Alt. action)	MKAN	\$144.00
704F719	Narrow Stile Momentary Key Switch	MKN	\$144.00
709F789	Sonalert 90db @ 2 ft. 12-24VDC Mounted on one gang stainless steel plate.	PZ1	\$71.00
709F829	Two LED's mounted on one gang stainless steel plate. 12-24VDC (Red and Green)	ZLP-1	\$35.00
	Alarm Kit (cylinder is not included) <sup>1</sup>	ED40AK	\$575.00
709F679	Door Cord	TSK-C	\$22.00
709F799	Digital Entry System (4 users)	DK-11	\$188.00
709F809	Digital Entry System (59 users) ST finish	DK-26ST	\$426.00
709F819	Digital Entry System (59 users) Black finish	DK-26BK	\$426.00
709F669	Power Transfer	EPT	\$71.00

**Notes:**

- Alarm kit cannot be installed in the field to surface vertical rod exit device. Any attempt to do so voids all warranties.


**\*ElectroLynx®**

As part of their promise to provide innovative, fast and effective, and higher security solutions to their customers, ASSA ABLOY Group companies offer ElectroLynx, a universal quick-connect system that simplifies the electrification of the door opening. ElectroLynx® is a registered trademark of ASSA ABLOY, Inc.

**Cylinder Options\***

Description	Specify Quick Code	Add or Deduct
Conventional 6-pin	6P**	Add \$53.00 per cylinder
Conventional 7-pin	7P	Add \$55.00 per cylinder
Pyramid Security fixed core	PS	Add \$84.00 per cylinder
Pyramid Security IC	PCS	Add \$130.00 per cylinder
Pyramid High Security fixed core	PHS	Add \$102.00 per cylinder
Pyramid High Security IC	PCHS	Add \$147.00 per cylinder
Pyramid IC with temporary construction core	CTP	Add \$102.00 per cylinder
Pyramid IC with temporary disposable core	CTPD	Add \$53.00 per cylinder
Pyramid IC less core	CLP	Add \$53.00 per cylinder
Security	HS	Add \$116.00 per cylinder
Security IC	CHS	Add \$163.00 per cylinder
Blockout function	BO	Add \$126.00 per cylinder
IC 6-pin	C6	Add \$97.00 per cylinder
IC 6-pin with temporary construction core (Red)	CT6R	Add \$102.00 per cylinder
IC 6-pin with temporary construction core (Blue)	CT6B	Add \$102.00 per cylinder
IC 6-pin with temporary construction core (Green)	CT6G	Add \$102.00 per cylinder
IC 6-pin with temporary disposable core	CT6D	Add \$53.00 per cylinder
IC 6-pin less core	CL6	Add \$53.00 per cylinder
IC 7-pin	C7	Add \$107.00 per cylinder
IC 7-pin with temporary construction core ( Red)	CT7R	Add \$112.00 per cylinder
IC 7-pin with temporary construction core ( Blue)	CT7B	Add \$112.00 per cylinder
IC 7-pin with temporary construction core ( Green)	CT7G	Add \$112.00 per cylinder
IC 7-pin with temporary disposable core	CT7D	Add \$55.00 per cylinder
IC 7-pin less core	CL7	Add \$55.00 per cylinder

\*Optional dogging cylinder will be furnished with the same mechanism and keyed alike with the trim cylinder, unless otherwise specified. If different keying or cylinder type is required, specify outside (trim) first, then inside (dogging) cylinder.

\*\*6P cylinder option is supplied in 6-pin, L4 keyway, 0-bitted with two nickel silver keys.

**Keying Options\***

Description	Specify Quick Code	Add or Deduct
0-Bitted with 2 blank keys	(standard)	No Charge
Keyed random	KR	No Charge
Master keyed (all cylinders except 8000, 8020, 8027 IC)	specify keyset	Add \$10.00 per cylinder
Master keyed Pyramid	specify keyset	Add \$10.00 per cylinder
Master keyed Security (including IC cylinder and core)	specify keyset	Add \$10.00 per cylinder
Master keyed (8000, 8020, 8027 IC core)	specify keyset	No Charge
Master keyed to customer bittings or sample key	specify keyset	Add \$12.00 per cylinder
Construction master keyed <sup>1, 2</sup>	CMK	Add \$10.00 per cylinder
Visual key control (VKC)		
- No Stamping	VKC0	Add \$3.70 per cylinder
- Keys only	VKC1	No Charge
- Cylinders and Keys <sup>3</sup>	VKC2	Add \$3.70 per cylinder
- Cylinders only <sup>3</sup>	VKC3	Add \$3.70 per cylinder
Concealed key control (CKC)		
- CKC cylinders with VKC keys	CKC2	Add \$3.70 per cylinder
- CKC cylinders only <sup>3</sup>	CKC3	Add \$3.70 per cylinder

\*For key bows other than 10 and 90, specify "KB" + bow number as Quick Code, e.g. KB12.

Notes:

1. CMK Construction master keying charge is in addition to master keying charge.
2. CMK Construction master keying is not available in Pyramid or Security series.
3. VKC2, VKC3, CKC3 are not available in Pyramid or Security series.

### Door Height Options

#### ED4400 Device

Door Height	Specify Quick Code	Add or Deduct
7'0"	(standard)	No Charge
7'2"	H0702	
7'6"	H0706	
8'0"	H0800	
9'0"	H0900	Add \$68.00 per device
10'0"	H1000	

#### ED4800 Device

Door Height	Specify Quick Code	Add or Deduct
8'0"	(standard)	No Charge
8'2"	H0802	
8'6"	H0806	
9'0"	H0900	Add \$68.00 per device
10'0"	H1000	

**Note:**

Vertical rod extensions can be added to ED4400 and ED4800 panic listed devices to accommodate door heights up to 10'0". See chart below for rod extension kit prices.

### Door Width Options

Door Width	Specify Quick Code	Add or Deduct
24"	W024	Add \$226.00 per device
36"	(standard)	No Charge
48"	W048	Add \$29.00 per device

### Door Thickness Options

Door Thickness	Specify Quick Code	Add or Deduct
1-3/4"	(standard)	No Charge
2"	D200	

### Strike Options

Description	Specify Quick Code	Add or Deduct
Surface or concealed vertical rod	S09	No Charge
Bottom strike for 1/2" threshold		
Flush transom top strike bracket	M67	Add \$23.00 per device


**Miscellaneous Options**

Description	Specify Quick Code	Add or Deduct
Torx® screws for rim, concealed vertical rod, mortise	M04	Add \$35.00 per device
Torx® screws for surface vertical rod	M04	Add \$66.00 per device
Knurling outside and inside (Embossed Touchbar - device side)	M20	Add \$120.00 per device
Knurling outside only (trim side)	M21	Add \$56.00 per device
Knurling inside only (Embossed Touchbar - device side)	M22	Add \$64.00 per device
Abrasive coat outside and inside (trim and device)	M23	Add \$78.00 per device
Abrasive coat inside only (device side)	M24	Add \$39.00 per device
Abrasive coat outside only (trim side)	M25	Add \$39.00 per device
Pathlite™ Photoluminescent Touchbar cover	M49	Add \$290.00 per device
Less dogging	M51	No Charge
Cylinder dogging (less cylinder)	M52	Add \$44.00 per device
Sex nuts and bolts (SNBs)	M54	No Charge
Mullion stabilizer	M57	Add \$52.00 per mullion
Shim kit (for vision light)		
- All rim and concealed vertical rod	M58	Add \$60.00 per device
- All surface vertical rod	M58	Add \$80.00 per device
High Impact End Clamp	M109	Add \$66.00 per device

**Removable Mullion**
**Ordering Example**

Quantity	Mullion Number	Finish
10	808	628

Door Height	Specify	Finish	Price
Up to 8'0"	808	628	\$834.00
Up to 8'0"	808	613	\$1,119.00



The PathLite™ patent pending technology offers a number of benefits:

- Requires no wiring or maintenance
- Recharges with exposure to ambient light
- Unaffected by heat or cold
- Non-toxic, will not rub off or fade
- Vandal resistant
- Fire resistant and non-radioactive
- Green contrasting word “EXIT” centered on touchbar in 1-1/2" high lettering
- Cost effective; especially suited for existing buildings

PathLite™ photoluminescent exit devices meet New York City’s newly adopted standards for requirement of photoluminescent signage and stairwell markings in all office buildings in excess of 75 feet in height.

**How To Order Complete Device**

Exit Device	Trim/Function	Finish	Hand	Misc. Options
ED5200	N910	630	RHR	M49

ED5200 x N910 x 630 x RHR x M49

Options	Specify	Price
24", 36", and 48" PathLite™ Photoluminescent Touchbar Cover	M49	Add: \$290.00

**How to Order Touchbar Cover Only**

Options	Part Number	Price
24" PathLite™ Photoluminescent Touchbar cover	710F797	\$326.00
36" PathLite™ Photoluminescent Touchbar cover	710F737	
48" PathLite™ Photoluminescent Touchbar cover	710F747	

**Standard Features**

**Handing**

Devices are field reversible; specify hand. Lever trims are handed; specify hand.

Note:  
Specify hand for all double cylinder exit devices

**Door Thickness**

1-3/4"

**Door Width**

36"

**Projection**

3-1/4"; 2-3/4" dogged

**Trim**

Cylinder is not included.  
See page ED5000-18 for cylinder options.

**Securebolt™**

- ED5200S Panic
- ED5200SA 3 Hour Fire Rated
- ED5202S Double Cylinder Panic, Secure Bolt
- ED5202SA Double Cylinder, Secure Bolt, 3 Hour Fire Rated

**RIM**

- ED5200 Panic
- ED5200A 3 Hour Fire Rated
- ED5202 Double Cylinder Panic
- ED5202A Double Cylinder; 3 Hour fire rated

**Vertical Rod**

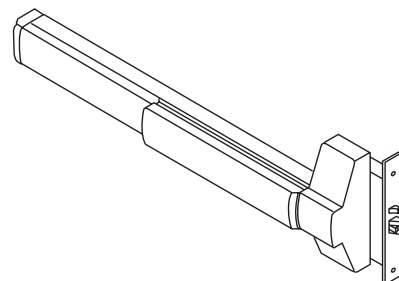
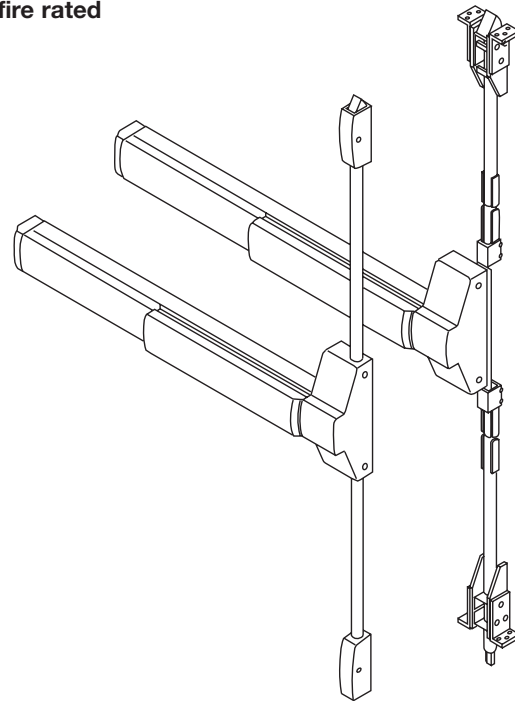
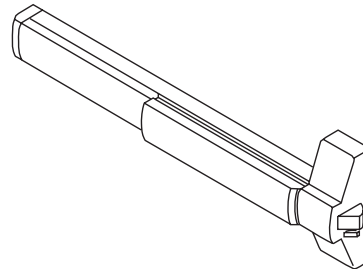
- ED5400 Panic
- ED5470 Panic
- ED5400A 3 Hour Fire Rated
- ED5470B 1-1/2 Hour Fire Rated

**Concealed Vertical Rod**

- ED5800 Panic
- ED5860 Panic
- ED5800A 3 Hour Fire Rated
- ED5860B 1-1/2 Hour Fire Rated

**Mortise**

- ED5600 Panic
- ED5600A 3 Hour Fire Rated
- ED5602L Double Cylinder Panic (Classroom Function)
- ED5602AL Double Cylinder (Classroom Function); 3 Hour Fire Rated



**Ordering Examples**
**Exit Device with Trim**

Quantity	Exit Device	Trim/Function	Finish	Hand	Door Thickness	Optional Strike	Door Width	Misc. Options
36	ED5600L	N9M55	605	LHR	D200	SB134	W048	M51-M54

**Trim Only**

Quantity	Trim/Function	Finish	Hand	Door Thickness
24	N955	625	RHR	D214

**Contract/Detailed Order - Rim Exit Device with Trim**

Quantity	Keyset	Exit Device	Trim/Function	Finish	Hand	Door Thickness	Door Width	Misc. Options	Optional Cylinder
36	AA1	ED5200	C955	626	LHR	D200	W048	M52-M54	6P

**Notes:**

M55 less bottom rod option is available on ED5470(B) and ED5860(B) devices only.  
H0900 and H1000 options are available on ED5470(B) and ED5860(B) devices only.  
Non fire rated devices do not have a door size limitation set by UL.  
ED5860(B) devices are for use on wood doors only.

**36" Device Only**

Includes device, strike(s) and screw pack. No cylinder or trim.

**SecureBolt™ ED5200S Series**

Function	Description	Finish: 630, 606, 612	Finish: 605, 613, 722	Finish: 611, 618, 619, 625, 626, 629
ED5200S	Panic	\$1,030.00	\$1,080.00	\$1,112.00
ED5202S¹	Double Cylinder Panic Classroom function Trim only	\$1,202.00	\$1,252.00	\$1,284.00
ED5200SA	3 Hour Fire Rated	\$1,152.00	\$1,202.00	\$1,234.00
ED5202SA¹	Double Cylinder 3 Hour Fire Rated Classroom function Trim only	\$1,324.00	\$1,374.00	\$1,406.00

**Rim ED5200 Series**

Function	Description	Finish: 630, 606, 612	Finish: 605, 613, 722	Finish: 611, 618, 619, 625, 626, 629
ED5200	Panic	\$977.00	\$1,027.00	\$1,059.00
ED5202¹	Double Cylinder Panic Classroom function Trim only	\$1,149.00	\$1,199.00	\$1,231.00
ED5200A	3 Hour Fire Rated	\$1,099.00	\$1,149.00	\$1,181.00
ED5202A¹	Double Cylinder 3 Hour Fire Rated Classroom function Trim only	\$1,271.00	\$1,321.00	\$1,353.00

**Vertical Rod ED5400 Series**

Function	Description	Finish: 630, 606, 612	Finish: 605, 613, 722	Finish: 611, 618, 619, 625, 626, 629
ED5400	Panic	\$1,334.00	\$1,384.00	\$1,416.00
ED5470	Panic	\$1,384.00	\$1,434.00	\$1,466.00
ED5400A	3 Hour Fire Rated	\$1,456.00	\$1,506.00	\$1,538.00
ED5470B	1-1/2 Hour Fire Rated	\$1,506.00	\$1,556.00	\$1,588.00

**Mortise ED5600 Series**

Function	Description	Finish: 630, 606, 612	Finish: 605, 613, 722	Finish: 611, 618, 619, 625, 626, 629
ED5600K	Panic	\$1,322.00	\$1,372.00	\$1,404.00
ED5657K				
ED5600L				
ED5657L				
ED5600T				
ED5657T				
ED5602L	Double Cylinder Panic Classroom function Trim only	\$1,494.00	\$1,544.00	\$1,576.00
ED5600AK	3 Hour Fire Rated	\$1,444.00	\$1,494.00	\$1,526.00
ED5657AK				
ED5600AL				
ED5657AL				
ED5600AT				
ED5657AT				
ED5602AL	Double Cylinder 3 Hour Fire Rated Classroom function Trim only	\$1,616.00	\$1,666.00	\$1,698.00
ED5633L	Access 800® Only - Panic – Without Cylinder	\$1,322.00	\$1,372.00	\$1,404.00
ED5634L	Access 800® Only - Panic – With Cylinder	\$1,322.00	\$1,372.00	\$1,404.00
ED5633AL	Access 800® Only - 3 Hour Fire Rated – Without Cylinder	\$1,444.00	\$1,494.00	\$1,526.00
ED5634AL	Access 800® Only - 3 Hour Fire Rated – With Cylinder	\$1,444.00	\$1,494.00	\$1,526.00

**Concealed V.R. ED5800 Series\***

Function	Description	Finish: 630, 606, 612	Finish: 605, 613, 722	Finish: 611, 619, 625, 626, 629
ED5800	Panic	\$1,514.00	\$1,564.00	\$1,596.00
ED5860	Panic	\$1,614.00	\$1,664.00	\$1,696.00
ED5800A	3 Hour Fire Rated	\$1,636.00	\$1,686.00	\$1,718.00
ED5860B	1-1/2 Hour Fire Rated	\$1,736.00	\$1,786.00	\$1,818.00

**Inactive Bar ED5000DB Series**

Function	Description	Finish: 630, 606, 612	Finish: 605, 613, 722	Finish: 611, 619, 625, 626, 629
ED5000DB	Inactive Bar	\$452.00	\$502.00	\$536.00

For rim, surface and concealed vertical rod exit trim prices, see pages ED5000-4 through ED5000-7.  
For mortise exit device trim prices see pages ED5000-8 through ED5000-11.  
1. Specify handing for double cylinder devices

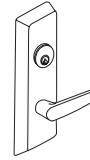
Only classroom function trim can be used with double cylinder devices.  
Caution: Be sure of your measurements. Exit devices are NOT returnable.

**ED5200S/ED5200/ED5400/ED5800 Securebolt™, Rim, Surface and CVR Heavy-Duty Trim**

Cylinder is not included.

**Escutcheon Trim Design: A9 Armstrong** 

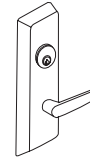
**Lever:** Cast      **Escutcheon:** Forged



Function	Description	Finish: 630 <sup>1</sup> , 606, 612	Finish: 605, 613, 722	Finish: 611, 618, 619, 625, 626, 629 <sup>2</sup>
A910	Passage	\$404.00	\$416.00	\$432.00
A950	Dummy			
A955	Classroom <sup>3,4</sup>			
A957	Nightlatch <sup>5</sup>			
A959	Storeroom			

**Escutcheon Trim Design: C9 Citation** 

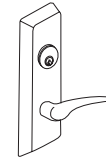
**Lever:** Cast      **Escutcheon:** Forged



Function	Description	Finish: 630 <sup>1</sup> , 606, 612	Finish: 605, 613, 722	Finish: 611, 618, 619, 625, 626, 629 <sup>2</sup>
C910	Passage	\$404.00	\$416.00	\$432.00
C950	Dummy			
C955	Classroom <sup>3,4</sup>			
C957	Nightlatch <sup>5</sup>			
C959	Storeroom			

**Escutcheon Trim Design: D9 Dirke** 

**Lever:** Cast      **Escutcheon:** Forged



Function	Description	Finish: 630 <sup>1</sup> , 606, 612	Finish: 605, 613, 722	Finish: 611, 618, 619, 625, 626, 629 <sup>2</sup>
D910	Passage	\$404.00	\$416.00	\$432.00
D950	Dummy			
D955	Classroom <sup>3,4</sup>			
D957	Nightlatch <sup>5</sup>			
D959	Storeroom			

Notes:

1. 619 finish provided to match 630 finish
2. 618 finish provided to match 629 finish.
3. Classroom function trim may be converted to storeroom function by a simple field adjustment. No additional parts required.
4. Only Classroom function may be used with Double Cylinder exit devices.
5. Not recommended for use with surface or concealed vertical rod exit devices (ED5400, ED5800)

**ED5200S/ED5200/ED5400/ED5800 Securebolt™, Rim, Surface and CVR Heavy-Duty Trim**

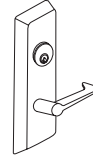
Cylinder is not included.

**Escutcheon Trim Design: E9 Essex**



**Lever:** Cast

**Escutcheon:** Forged




Function	Description	Finish: 630 <sup>1</sup> , 606, 612	Finish: 605, 613, 722	Finish: 611, 618, 619, 625, 626, 629 <sup>2</sup>
E910	Passage	\$404.00	\$416.00	\$432.00
E950	Dummy			
E955	Classroom <sup>3,4</sup>			
E957	Nightlatch <sup>5</sup>			
E959	Storeroom			

**Escutcheon Trim Design: L9 Lustra**



**Lever:** Cast

**Escutcheon:** Forged



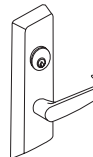
Function	Description	Finish: 630 <sup>1</sup> , 606, 612	Finish: 605, 613, 722	Finish: 611, 618, 619, 625, 626, 629 <sup>2</sup>
L910	Passage	\$404.00	\$416.00	\$432.00
L950	Dummy			
L955	Classroom <sup>3,4</sup>			
L957	Nightlatch <sup>5</sup>			
L959	Storeroom			

**Escutcheon Trim Design: N9 Newport**



**Lever:** Cast

**Escutcheon:** Forged



Function	Description	Finish: 630 <sup>1</sup> , 606, 612	Finish: 605, 613, 722	Finish: 611, 618, 619, 625, 626, 629 <sup>2</sup>
N910	Passage	\$404.00	\$416.00	\$432.00
N950	Dummy			
N955	Classroom <sup>3,4</sup>			
N957	Nightlatch <sup>5</sup>			
N959	Storeroom			

Notes:

1. 619 finish provided to match 630 finish. - Escutcheons only
2. 618 finish provided to match 629 finish. - Escutcheons only
3. Classroom function trim may be converted to storeroom function by a simple field adjustment. No additional parts required.
4. Only Classroom function trim may be used with Double Cylinder exit devices.
5. Not recommended for use with surface or concealed vertical rod exit devices (ED5400, ED5800)

**ED5200S/ED5200/ED5400/ED5800 Securebolt™, Rim, Surface and CVR Heavy-Duty Trim**


Cylinder is not included.

**Escutcheon Trim Design: R9 Regis**



**Lever:** Cast

**Escutcheon:** Forged



Function	Description	Finish: 630 <sup>1</sup> , 606, 612	Finish: 605, 613, 722	Finish: 611, 618, 619, 625, 626, 629 <sup>2</sup>
R910	Passage	\$404.00	\$416.00	\$432.00
R950	Dummy			
R955	Classroom <sup>3,4</sup>			
R957	Nightlatch <sup>5</sup>			
R959	Storeroom			

**Escutcheon Trim Design: PR9 Princeton**



**Lever:** Cast

**Escutcheon:** Forged



Function	Description	Finish: 630 <sup>1</sup> , 606, 612	Finish: 605, 613, 722	Finish: 611, 618, 619, 625, 626, 629 <sup>2</sup>
PR910	Passage	\$404.00	\$416.00	\$432.00
PR950	Dummy			
PR955	Classroom <sup>3,4</sup>			
PR957	Nightlatch <sup>5</sup>			
PR959	Storeroom			

**Escutcheon Trim Design: F9**

**Lever:** Cast

**Escutcheon:** Forged



Function	Description	Finish: 630 <sup>1</sup> , 606, 612	Finish: 605, 613, 722	Finish: 611, 618, 619, 625, 626, 629 <sup>2</sup>
F950	Dummy	\$174.00	\$186.00	\$200.00
F957	Nightlatch <sup>5</sup>			

**Escutcheon Trim Design: G9**

**Lever:** Cast

**Escutcheon:** Forged



Function	Description	Finish: 606, 630 <sup>1</sup>	Finish: 605, 613, 722	Finish: 618, 619, 625, 626, 629 <sup>2</sup>
G910	Passage	\$404.00	\$416.00	\$432.00
G950	Dummy			
G955	Classroom <sup>3,4</sup>			
G957	Nightlatch <sup>5</sup>			
G959	Storeroom			

**Notes:**

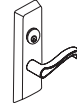
- 619 finish provided to match 630 finish. - Escutcheons only
- 618 finish provided to match 629 finish. - Escutcheons only
- Classroom function trim may be converted to storeroom function

- by a simple field adjustment. No additional parts required.
- Only Classroom function trim may be used with Double Cylinder exit devices.
- Not recommended for use with surface or concealed vertical rod exit devices

**Escutcheon Trim Design: FR9 Frascati** 

**Lever:** Cast

**Escutcheon:** Forged



Function	Description	Finish: 606, 612	Finish: 605, 613, 722	Finish: 611, 618, 619, 625, 626
FR910	Passage	\$512.00	\$524.00	\$538.00
FR950	Dummy			
FR955	Classroom <sup>3, 4</sup>			
FR957	Nightlatch <sup>5</sup>			
FR959	Storeroom			

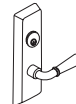
**ED5200S/ED5200/ED5400/ED5800 Securebolt™, Rim, Surface and CVR Heavy-Duty Trim**

Cylinder is not included.

**Escutcheon Trim Design: M9 Merlot** 

**Lever:** Cast

**Escutcheon:** Forged

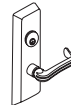


Function	Description	Finish: 606, 612	Finish: 605, 613, 722	Finish: 611, 618, 619, 625, 626
M910	Passage	\$512.00	\$524.00	\$538.00
M950	Dummy			
M955	Classroom <sup>3, 4</sup>			
M957	Nightlatch <sup>5</sup>			
M959	Storeroom			

**Escutcheon Trim Design: TS9 Tuscany** 

**Lever:** Cast

**Escutcheon:** Forged



Function	Description	Finish: 606, 612	Finish: 605, 613, 722	Finish: 611, 618, 619, 625, 626
TS910	Passage	\$512.00	\$524.00	\$538.00
TS950	Dummy			
TS955	Classroom <sup>3, 4</sup>			
TS957	Nightlatch <sup>5</sup>			
TS959	Storeroom			

**Escutcheon Trim Design: Z9 Zinfandel** 

**Lever:** Cast

**Escutcheon:** Forged



Function	Description	Finish: 606, 612	Finish: 605, 613, 722	Finish: 611, 618, 619, 625, 626
Z910	Passage	\$512.00	\$524.00	\$538.00
Z950	Dummy			
Z955	Classroom <sup>3, 4</sup>			
Z957	Nightlatch <sup>5</sup>			
Z959	Storeroom			

Notes:

3. Classroom function trim may be converted to storeroom function by a simple field adjustment. No additional parts required.

4. Only Classroom function trim may be used with Double Cylinder exit devices.  
5. Not recommended for use with surface or concealed vertical rod exit devices.

**ED5600 Mortise Heavy-Duty Trim**

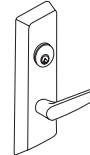
Cylinder is not included.

**Escutcheon Trim Design: A4M Armstrong**



**Lever:** Cast

**Escutcheon:** Forged



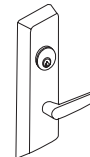
Function	Description	Finish: 630 <sup>1</sup> , 606, 612	Finish: 605, 613, 722	Finish: 611, 618, 619, 625, 626, 629 <sup>2</sup>
A9M10	Passage <sup>3</sup>	\$404.00	\$416.00	\$432.00
A9M50	Dummy <sup>3</sup>			
A9M55	Classroom <sup>4,5</sup>			
A9M57	Nightlatch <sup>4</sup>			

**Escutcheon Trim Design: C9M Citation**



**Lever:** Cast

**Escutcheon:** Forged



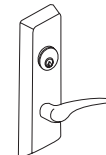
Function	Description	Finish: 630 <sup>1</sup> , 606, 612	Finish: 605, 613, 722	Finish: 611, 619, 625, 626, 629 <sup>2</sup>
C9M10	Passage <sup>3</sup>	\$404.00	\$416.00	\$432.00
C9M50	Dummy <sup>3</sup>			
C9M55	Classroom <sup>4,5</sup>			
C9M57	Nightlatch <sup>4</sup>			

**Escutcheon Trim Design: D9M Dirke**



**Lever:** Cast

**Escutcheon:** Forged



Function	Description	Finish: 630 <sup>1</sup> , 606, 612	Finish: 605, 613, 722	Finish: 611, 618, 619, 625, 626, 629 <sup>2</sup>
D9M10	Passage <sup>3</sup>	\$404.00	\$416.00	\$432.00
D9M50	Dummy <sup>3</sup>			
D9M55	Classroom <sup>4,5</sup>			
D9M57	Nightlatch <sup>4</sup>			

Notes:

1. 619 finish provided to match 630 finish. - Escutcheons only
2. 618 finish provided to match 629 finish. - Escutcheons only
3. Dummy and passage functions are the same. For dummy function, mortise lock body must be installed in the locked mode. No additional parts required.
4. Classroom and nightlatch function trims are the same. Trim function must be specified when ordered with an exit device to ensure that the correct lock body is supplied.
5. Only Classroom function trim may be used with Double Cylinder exit devices.

**ED5600 Mortise Heavy-Duty Trim**

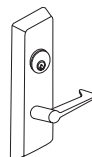
Cylinder is not included.

**Escutcheon Trim Design: E9M Essex**



**Lever:** Cast

**Escutcheon:** Forged




Function	Description	Finish: 630 <sup>1</sup> , 606, 612	Finish: 605, 613, 722	Finish: 611, 618, 619, 625, 626, 629 <sup>2</sup>
E9M10	Passage <sup>3</sup>	\$404.00	\$416.00	\$432.00
E9M50	Dummy <sup>3</sup>			
E9M55	Classroom <sup>4,5</sup>			
E9M57	Nightlatch <sup>4</sup>			

**Escutcheon Trim Design: L9M Lustra**



**Lever:** Cast

**Escutcheon:** Forged



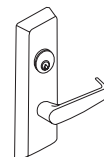
Function	Description	Finish: 630 <sup>1</sup> , 606, 612	Finish: 605, 613, 722	Finish: 611, 618, 619, 625, 626, 629 <sup>2</sup>
L9M10	Passage <sup>3</sup>	\$404.00	\$416.00	\$432.00
L9M50	Dummy <sup>3</sup>			
L9M55	Classroom <sup>4,5</sup>			
L9M57	Nightlatch <sup>4</sup>			

**Escutcheon Trim Design: N9M Newport**



**Lever:** Cast

**Escutcheon:** Forged



Function	Description	Finish: 630 <sup>1</sup> , 606, 612	Finish: 605, 613, 722	Finish: 611, 618, 619, 625, 626, 629 <sup>2</sup>
N9M10	Passage <sup>3</sup>	\$404.00	\$416.00	\$432.00
N9M50	Dummy <sup>3</sup>			
N9M55	Classroom <sup>4,5</sup>			
N9M57	Nightlatch <sup>4</sup>			

Notes:

1. 619 finish provided to match 630 finish. - Escutcheons only
2. 618 finish provided to match 629 finish. - Escutcheons only
3. Dummy and passage functions are the same. For dummy function, mortise lock body must be installed in the locked mode. No additional parts required.
4. Classroom and nightlatch function trims are the same. Trim function must be specified when ordered with an exit device to ensure that the correct lock body is supplied.
5. Only Classroom function trim may be used with Double Cylinder exit devices.

**ED5600 Mortise Heavy-Duty Trim**

Cylinder is not included.

**Escutcheon Trim Design: R9M Regis** 

**Lever:** Cast      **Escutcheon:** Forged



Function	Description	Finish: 630 <sup>1</sup> , 606, 612	Finish: 605, 613, 722	Finish: 611, 618, 619, 625, 626, 629 <sup>2</sup>
R9M10	Passage <sup>3</sup>	\$404.00	\$416.00	\$432.00
R9M50	Dummy <sup>3</sup>			
R9M55	Classroom <sup>4,5</sup>			
R9M57	Nightlatch <sup>4</sup>			

**Escutcheon Trim Design: PR9M Princeton** 


**Lever:** Cast      **Escutcheon:** Forged



Function	Description	Finish: 630 <sup>1</sup> , 606, 612	Finish: 605, 613, 722	Finish: 611, 618, 619, 625, 626, 629 <sup>2</sup>
PR9M10	Passage <sup>3</sup>	\$404.00	\$416.00	\$432.00
PR9M50	Dummy <sup>3</sup>			
PR9M55	Classroom <sup>4,5</sup>			
PR9M57	Nightlatch <sup>4</sup>			

**Escutcheon Trim Design: F9**

**Escutcheon:** Forged



Function	Description	Finish: 630 <sup>1</sup> , 606, 612	Finish: 605, 613, 722	Finish: 611, 618, 619, 625, 626, 629 <sup>2</sup>
F950	Dummy	\$174.00	\$186.00	\$200.00
F9M57	Nightlatch <sup>4</sup>			

**Escutcheon Trim Design: G9M**

**Escutcheon:** Forged



Function	Description	Finish: 630 <sup>1</sup> , 606, 612	Finish: 605, 613, 722	Finish: 611, 618, 619, 625, 626, 629 <sup>2</sup>
G9M10	Passage <sup>3</sup>	\$404.00	\$416.00	\$432.00
G9M50	Dummy <sup>3</sup>			
G9M55	Classroom <sup>4,5</sup>			
G9M57	Nightlatch <sup>4</sup>			

Notes:

1. 619 finish provided to match 630 finish. - Escutcheons only
2. 618 finish provided to match 629 finish. - Escutcheons only
3. Dummy and passage functions are the same. For dummy function, mortise lock body must be installed in the locked mode. No additional parts required.

4. Classroom and nightlatch function trims are the same. Trim function must be specified when ordered with an exit device to ensure that the correct lock body is supplied.
5. Only Classroom function trim may be used with Double Cylinder exit devices.

**ED5600 Mortise Heavy-Duty Trim**

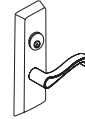
Cylinder is not included.

**Escutcheon Trim Design: FR9M Frascati**



**Lever:** Cast

**Escutcheon:** Forged



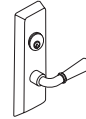
Function	Description	Finish: 606, 612	Finish: 605, 613, 722	Finish: 611, 618, 619, 625, 626
FR9M10	Passage <sup>1</sup>	\$512.00	\$524.00	\$538.00
FR9M50	Dummy <sup>1</sup>			
FR9M55	Classroom <sup>2,3</sup>			
FR9M57	Nightlatch <sup>2</sup>			

**Escutcheon Trim Design: M9M Merlot**



**Lever:** Cast

**Escutcheon:** Forged



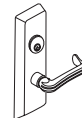
Function	Description	Finish: 606, 612	Finish: 605, 613, 722	Finish: 611, 618, 619, 625, 626
M9M10	Passage <sup>1</sup>	\$512.00	\$524.00	\$538.00
M9M50	Dummy <sup>1</sup>			
M9M55	Classroom <sup>2,3</sup>			
M9M57	Nightlatch <sup>2</sup>			

**Escutcheon Trim Design: TS9M Tuscany**



**Lever:** Cast

**Escutcheon:** Forged



Function	Description	Finish: 606, 612	Finish: 605, 613, 722	Finish: 611, 618, 619, 625, 626
TS9M10	Passage <sup>1</sup>	\$512.00	\$524.00	\$538.00
TS9M50	Dummy <sup>1</sup>			
TS9M55	Classroom <sup>2,3</sup>			
TS9M57	Nightlatch <sup>2</sup>			

**Escutcheon Trim Design: Z9M Zinfandel**



**Lever:** Cast

**Escutcheon:** Forged



Function	Description	Finish: 606, 612	Finish: 605, 613, 722	Finish: 611, 618, 619, 625, 626
Z9M10	Passage <sup>1</sup>	\$512.00	\$524.00	\$538.00
Z9M50	Dummy <sup>1</sup>			
Z9M55	Classroom <sup>2,3</sup>			
Z9M57	Nightlatch <sup>2</sup>			

**Notes:**

- Dummy and passage functions are the same. For dummy function, mortise lock body must be installed in the locked mode. No additional parts required.
- Classroom and nightlatch function trims are the same. Trim function must be specified when ordered with an exit device to ensure that the correct lock body is supplied.
- Only Classroom function trim may be used with Double Cylinder exit devices.

**ED5200S/ED5200/ED5400/ED5800 Securebolt™, Rim, Surface and CVR Trim**

Cylinder is not included.

**Escutcheon Trim Design: TH900 Pull/Thumbpiece**

**Grip:** Extruded

**Escutcheon:** Forged



Function	Description	Finish: 630 <sup>1</sup> , 606, 612	Finish: 605, 613, 722	Finish: 611, 618, 619, 625, 626, 629 <sup>2</sup>
TH910	Passage	\$280.00	\$292.00	\$306.00
TH950	Dummy (No thumbpiece)	\$244.00	\$256.00	\$270.00
TH955	Classroom <sup>3, 4</sup>	\$280.00	\$292.00	\$306.00
TH957	Nightlatch <sup>5</sup>	\$244.00	\$256.00	\$270.00
TH959	Storeroom	\$244.00	\$256.00	\$270.00

**Escutcheon Trim Design: P9 Pull** 

**Pull:** Extruded

**Escutcheon:** Forged



Function	Description	Finish: 630 <sup>1</sup> , 606, 612	Finish: 605, 613, 722	Finish: 611, 618, 619, 625, 626, 629 <sup>2</sup>
P950	Dummy	\$339.00	\$351.00	\$365.00
P957	Nightlatch <sup>5</sup>			

**Escutcheon Trim Design: K1 Key Only**

**Note:** Only available with cylinder option. Example K157 x 6P



Function	Description	Finish: 605, 606, 611, 612, 613, 618, 619, 622, 625, 626, 722
K157	Nightlatch <sup>5</sup>	See cylinder option price pg. ED5000-18.

Note:

1. 619 finish provided to match 630 finish. - Escutcheons only
2. 618 finish provided to match 629 finish. - Escutcheons only
3. Classroom function trim may be converted to storeroom function by a simple field adjustment. No additional parts required.
4. Only Classroom function trim may be used with Double Cylinder exit devices.
5. Not recommended for use on surface or concealed vertical rod exit devices.

**ED5600 Mortise Trim**

Cylinder is not included.

**Escutcheon Trim Design: TH900, TH9M00 Pull/Thumbpiece**

**Grip:** Extruded

**Escutcheon:** Forged



Function	Description	Finish: 630 <sup>1</sup> , 606, 612	Finish: 605, 613, 722	Finish: 611, 618, 619, 625, 626, 629 <sup>2</sup>
TH9M10	Passage	\$280.00	\$292.00	\$306.00
TH950	Dummy (No Thumbpiece)	\$244.00	\$256.00	\$270.00
TH9M55	Classroom <sup>3</sup>	\$280.00	\$292.00	\$306.00
TH9M57	Nightlatch	\$244.00	\$256.00	\$270.00

Note:

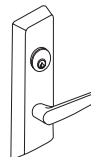
1. 619 finish provided to match 630 finish. - Escutcheons only
2. 618 finish provided to match 629 finish. - Escutcheons only
3. Only Classroom function trim may be used with Double Cylinder exit devices.

**ED5200S/ED5200/ED5400 Securebolt™, Rim, Surface & CVR Heavy-Duty Trim**

Cylinder is not included.

**Escutcheon Trim Design: A9 Armstrong** 

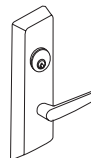
**Lever:** Cast    **Escutcheon:** Forged



Function	Description	Finish: 630 <sup>1</sup> , 606, 612	Finish: 605, 613, 722	Finish: 611, 618, 619, 625, 626, 629 <sup>2</sup>
A9903*	Fail Safe	\$722.00	\$735.00	\$750.00
A9905*	Fail Secure			

**Escutcheon Trim Design: C9 Citation** 


**Lever:** Cast    **Escutcheon:** Forged



Function	Description	Finish: 630 <sup>1</sup> , 606, 612	Finish: 605, 613, 722	Finish: 611, 618, 619, 625, 626, 629 <sup>2</sup>
C9903*	Fail Safe	\$722.00	\$735.00	\$750.00
C9905*	Fail Secure			

**Escutcheon Trim Design: D9 Dirke** 

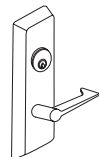
**Lever:** Cast    **Escutcheon:** Forged



Function	Description	Finish: 630 <sup>1</sup> , 606, 612	Finish: 605, 613, 722	Finish: 611, 618, 619, 625, 626, 629 <sup>2</sup>
D9903*	Fail Safe	\$722.00	\$735.00	\$750.00
D9905*	Fail Secure			

**Escutcheon Trim Design: E9 Essex** 

**Lever:** Cast    **Escutcheon:** Forged



Function	Description	Finish: 630 <sup>1</sup> , 606, 612	Finish: 605, 613	Finish: 611, 618, 619, 625, 626, 629 <sup>2</sup>
E9903*	Fail Safe	\$722.00	\$735.00	\$750.00
E9905*	Fail Secure			

Notes:

1. 619 finish provided to match 630 finish. - Escutcheons only
2. 618 finish provided to match 629 finish. - Escutcheons only



\*ElectroLynx®

As part of their promise to provide innovative, fast and effective, and higher security solutions to their customers, ASSA ABLOY Group companies offer ElectroLynx, a universal quick-connect system that simplifies the electrification of the door opening. ElectroLynx® is a registered trademark of ASSA ABLOY, Inc.


**ED5200S/ED5200/ED5400 Securebolt™, Rim, Surface & CVR Heavy-Duty Trim**

Cylinder is not included.

**Escutcheon Trim Design: L9 Lustra**



**Lever:** Cast    **Escutcheon:** Forged

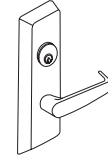


Function	Description	Finish: 630 <sup>1</sup> , 606, 612	Finish: 605, 613, 722	Finish: 611, 618, 619, 625, 626, 629 <sup>2</sup>
L9903*	Fail Safe	\$722.00	\$735.00	\$750.00
L9905*	Fail Secure			

**Escutcheon Trim Design: N9 Newport**



**Lever:** Cast    **Escutcheon:** Forged




Function	Description	Finish: 630 <sup>1</sup> , 606, 612	Finish: 605, 613, 722	Finish: 611, 618, 619, 625, 626, 629 <sup>2</sup>
N9903*	Fail Safe	\$722.00	\$735.00	\$750.00
N9905*	Fail Secure			

**Escutcheon Trim Design: R9 Regis**



**Lever:** Cast    **Escutcheon:** Forged



Function	Description	Finish: 630 <sup>1</sup> , 606, 612	Finish: 605, 613, 722	Finish: 611, 618, 619, 625, 626, 629 <sup>2</sup>
R9903*	Fail Safe	\$722.00	\$735.00	\$750.00
R9905*	Fail Secure			

**Escutcheon Trim Design: PR9 Princeton**



**Lever:** Cast    **Escutcheon:** Forged



Function	Description	Finish: 630 <sup>1</sup> , 606, 612	Finish: 605, 613, 722	Finish: 611, 618, 619, 625, 626, 629 <sup>2</sup>
PR9903*	Fail Safe	\$722.00	\$735.00	\$750.00
PR9905*	Fail Secure			

Notes:

- 619 finish provided to match 630 finish. - Escutcheons only
- 618 finish provided to match 629 finish. - Escutcheons only



\*ElectroLynx®

As part of their promise to provide innovative, fast and effective, and higher security solutions to their customers, ASSA ABLOY Group companies offer ElectroLynx, a universal quick-connect system that simplifies the electrification of the door opening. ElectroLynx® is a registered trademark of ASSA ABLOY, Inc.

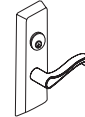
**ED5200S/ED5200/ED5400 Securebolt™, Rim, Surface & CVR Heavy-Duty Trim**

Cylinder is not included.

**Escutcheon Trim Design: FR9 Frascati**



**Lever:** Cast **Escutcheon:** Forged

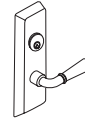


Function	Description	Finish: 606, 612	Finish: 605, 613, 722	Finish: 611, 618, 619, 625, 626
FR9903*	Fail Safe	\$829.00	\$841.00	\$855.00
FR9905*	Fail Secure			

**Escutcheon Trim Design: M9 Merlot**



**Lever:** Cast **Escutcheon:** Forged

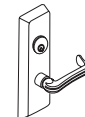


Function	Description	Finish: 606, 612	Finish: 605, 613, 722	Finish: 611, 618, 619, 625, 626
M9905*	Fail Safe	\$829.00	\$841.00	\$855.00
M9905*	Fail Secure			

**Escutcheon Trim Design: TS9 Tuscany**



**Lever:** Cast **Escutcheon:** Forged

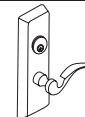


Function	Description	Finish: 606, 612	Finish: 605, 613, 722	Finish: 611, 618, 619, 625, 626
TS9903*	Fail Safe	\$829.00	\$841.00	\$855.00
TS9905*	Fail Secure			

**Escutcheon Trim Design: Z9 Zinfandel**



**Lever:** Cast **Escutcheon:** Forged



Function	Description	Finish: 606, 612	Finish: 605, 613, 722	Finish: 611, 618, 619, 625, 626
Z9903*	Fail Safe	\$829.00	\$841.00	\$855.00
Z9905*	Fail Secure			



\*ElectroLynx®

As part of their promise to provide innovative, fast and effective, and higher security solutions to their customers, ASSA ABLOY Group companies offer ElectroLynx, a universal quick-connect system that simplifies the electrification of the door opening. ElectroLynx® is a registered trademark of ASSA ABLOY, Inc.

### Electrified Options for Exit Devices

Description	Specify Quick Code	Add or Deduct
Exit Alarm Device (cylinder is not included)	M61	Add \$575.00
30-Second Delay (delayed egress only)	M88*	No Charge
BOCA 15-Second Delay (delayed egress only)	M89*	
BOCA 30-Second Delay (delayed egress only)	M90*	
Bolt Position Monitoring	M91*	Add \$191.00
Touchbar Monitoring or Signaling	M92*	Add \$161.00
Outside Monitoring or Signaling	M93*	
Latch Pullback	M94*	Add \$797.00
Electric Dogging	M97*	Add \$370.00
SPDT Lock and Unlock security monitor switch (Electric Trim Only)	M98*	Add \$172.00
Trim gasket for exterior applications (Electric Trim Only)	M99	Add \$18.00
Mortise device lock with Outside Trim Control (Fail Safe)	SAF <sup>2*</sup>	Add \$530.00
Mortise device lock with Outside Trim Control (Fail Secure)	SEC <sup>2*</sup>	

### Delayed Egress Device

Description	Suffix	Add or Deduct
Delayed Egress (Suffix the letter D to device. Ex: ED5200D)	D	Add \$1376.00

### Electrified Accessories

Part Number	Description	Specify	Price
677F319	Controller (Required for Electric Latch Retraction- 120VAC input)	781N-120	\$578.00
619F199	Controller (Required for Electric Latch Retraction- 240VAC input)	781N-240	\$578.00
709F609	Power Supply 1 Amp (controls 1 "D" device)	BPS-24-1	\$238.00
709F619	Power Supply 2 Amp (controls 2 "D" devices or 1 "D" with SAF or SEC)	BPS-24-2	\$489.00
709F629	Power Supply 4 amp 24VDC	BPS-24-4	\$826.00
704F288	Concealed transfer (for over 120-degree swing door)	EPTL	\$95.00
709F689	(1) SPDT Maintained Switch (Includes LED)	MKA	\$144.00
709F709	(1) SPDT Momentary Switch (Includes LED)	MK	\$144.00
709F749	(1) SPDT Momentary Switch (Illuminated)	PB2	\$110.00
709F759	(1) SPDT Maintained (Alternating Action) Switch	PB3EA	\$84.00
709F769	(1) SPDT Momentary Switch (Illuminated)	PB3	\$108.00
709F779	(1) SPDT Momentary Switch	PB3ER	\$71.00
709F729	DPDT Momentary Key Switch	MK2	\$167.00
709F699	Narrow Stile Key Switch (Alt. action)	MKAN	\$144.00
704F719	Narrow Stile Momentary Key Switch	MKN	\$144.00
709F789	Sonalert 90db @ 2 ft. 12-24VDC Mounted on one gang stainless steel plate.	PZ1	\$71.00
709F829	Two LED's mounted on one gang stainless steel plate. 12-24VDC (Red and Green)	ZLP-1	\$35.00
	Alarm Kit (cylinder is not included) <sup>1</sup>	ED50AK	\$575.00
709F679	Door Cord	TSK-C	\$22.00
709F799	Digital Entry System (4 users)	DK-11	\$188.00
709F809	Digital Entry System (59 users) ST finish	DK-26ST	\$426.00
709F819	Digital Entry System (59 users) Black finish	DK-26BK	\$426.00
709F669	Power Transfer	EPT	\$71.00

**Notes:**

1. Alarm kit cannot be installed in the field to surface vertical rod exit device. Any attempt to do so voids all warranties.
2. Only available with ED5600L.
3. M88, M89 and M90 are available only as options for suffix "D" Delayed Egress Exit Devices.


**\*ElectroLynx®**

As part of their promise to provide innovative, fast and effective, and higher security solutions to their customers, ASSA ABLOY Group companies offer ElectroLynx, a universal quick-connect system that simplifies the electrification of the door opening. ElectroLynx® is a registered trademark of ASSA ABLOY, Inc.

### Cylinder Options\*

Description	Specify Quick Code	Add or Deduct
Conventional 6-pin	6P**	Add \$53.00 per cylinder
Conventional 7-pin	7P	Add \$55.00 per cylinder
Pyramid Security fixed core	PS	Add \$84.00 per cylinder
Pyramid Security IC	PCS	Add \$130.00 per cylinder
Pyramid High Security fixed core	PHS	Add \$102.00 per cylinder
Pyramid High Security IC	PCHS	Add \$147.00 per cylinder
Pyramid IC with temporary construction core	CTP	Add \$102.00 per cylinder
Pyramid IC with temporary disposable core	CTPD	Add \$53.00 per cylinder
Pyramid IC less core	CLP	Add \$53.00 per cylinder
Security	HS	Add \$116.00 per cylinder
Security IC	CHS	Add \$163.00 per cylinder
Blockout function	BO	Add \$126.00 per cylinder
IC 6-pin	C6	Add \$97.00 per cylinder
IC 6-pin with temporary construction core (Red)	CT6R	Add \$102.00 per cylinder
IC 6-pin with temporary construction core (Blue)	CT6B	Add \$102.00 per cylinder
IC 6-pin with temporary construction core (Green)	CT6G	Add \$102.00 per cylinder
IC 6-pin with temporary disposable core	CT6D	Add \$53.00 per cylinder
IC 6-pin less core	CL6	Add \$53.00 per cylinder
IC 7-pin	C7	Add \$107.00 per cylinder
IC 7-pin with temporary construction core (Red)	CT7R	Add \$112.00 per cylinder
IC 7-pin with temporary construction core (Blue)	CT7B	Add \$112.00 per cylinder
IC 7-pin with temporary construction core (Green)	CT7G	Add \$112.00 per cylinder
IC 7-pin with temporary disposable core	CT7D	Add \$55.00 per cylinder
IC 7-pin less core	CL7	Add \$55.00 per cylinder

\*Optional dogging cylinder will be furnished with the same mechanism and keyed alike with the trim cylinder, unless otherwise specified. If different keying or cylinder type is required, specify outside (trim) first, then inside (dogging) cylinder.

\*\*6P cylinder option is supplied in 6-pin, L4 keyway, 0-bitted with two nickel silver keys.

### Keying Options\*

Description	Specify Quick Code	Add or Deduct
0-Bitted with 2 blank keys	(standard)	No Charge
Keyed random	KR	No Charge
Master keyed (all cylinders except 8000, 8020, 8027 IC)	specify keyset	Add \$10.00 per cylinder
Master keyed Pyramid	specify keyset	Add \$10.00 per cylinder
Master keyed Security (including IC cylinder and core)	specify keyset	Add \$10.00 per cylinder
Master keyed (8000, 8020, 8027 IC core)	specify keyset	No Charge
Master keyed to customer bittings or sample key	specify keyset	Add \$12.00 per cylinder
Construction master keyed <sup>1,2</sup>	CMK	Add \$10.00 per cylinder
Visual key control (VKC)		
- No Stamping	VKC0	Add \$3.70 per cylinder
- Keys only	VKC1	No Charge
- Cylinders and Keys <sup>3</sup>	VKC2	Add \$3.70 per cylinder
- Cylinders only <sup>3</sup>	VKC3	Add \$3.70 per cylinder
Concealed key control (CKC)		
- CKC cylinders with VKC keys	CKC2	Add \$3.70 per cylinder
- CKC cylinders only <sup>3</sup>	CKC3	Add \$3.70 per cylinder

\*For key bows other than 10 and 90, specify "KB" + bow number as Quick Code, e.g. KB12.

Notes:

1. CMK Construction master keying charge is in addition to master keying charge.
2. CMK Construction master keying is not available in Pyramid or Security series.
3. VKC2, VKC3, CKC3 are not available in Pyramid or Security series.

**Door Height Options**
**ED5400, ED5400A, ED5470(B) Devices**

Door Height	Specify Quick Code	Add or Deduct
7'0"	(standard)	No Charge
7'2"	H0702	
7'6"	H0706	
8'0"	H0800	

**ED5800 and ED5800A Devices**

Door Height	Specify Quick Code	Add or Deduct
8'0"	(standard)	No Charge

**ED5470(B), ED5860(B) Devices**

Door Height	Specify Quick Code	Add or Deduct
9'0"	H0900	Add \$68.00 per device
10'0"	H1000	

**Door Width Options**

Door Width	Specify Quick Code	Add or Deduct
24"	W024	Add \$226.00 per device
36"	(standard)	No Charge
48"	W048	Add \$29.00 per device

**Door Thickness Options**

Door Thickness	Specify Quick Code	Add or Deduct
1-3/4"	(standard)	No Charge
2"	D200	
2-1/4"	D214	

**Strike Options**

Description	Specify Quick Code	Add or Deduct
Rim x Vertical Rod on pairs of doors	S02	Add \$29.00 per device
Surface or Concealed Vertical Rod device bottom strike for 1/2" threshold	S09	No Charge
Flush transom top strike bracket	M67	Add \$23.00 per device
Mortise Device		
-ANSI wrought strike box	M17	No Charge
-ANSI strike for pair of doors w/astragal (7/8" L to C)	SS078	
-Open back strike for 1-3/4" door	SB134	Add \$66.00 per device
-Open back strike for 2-1/4" door	SB214	Add \$98.00 per device

### Miscellaneous Options

Description	Specify Quick Code	Add or Deduct
Torx® screws for rim, concealed vertical rod, mortise	M04	Add \$35.00 per device
Torx® screws for surface vertical rod	M04	Add \$66.00 per device
Knurling outside and inside (Embossed Touchbar - device side)	M20	Add \$120.00 per device
Knurling outside only (trim side)	M21	Add \$56.00 per device
Knurling inside only (Embossed Touchbar - device side)	M22	Add \$64.00 per device
Abrasive coat outside and inside (trim and device)	M23	Add \$78.00 per device
Abrasive coat inside only (device side)	M24	Add \$39.00 per device
Abrasive coat outside only (trim side)	M25	Add \$39.00 per device
Pathlite™ Photoluminescent Touchbar cover	M49	Add \$290.00 per device
Less dogging	M51	No Charge
Cylinder dogging (less cylinder)	M52	Add \$44.00 per device
Sex nuts and bolts (SNBs)	M54	No Charge
Less bottom vertical rod <sup>1</sup>	M55	
Narrow stile cover	M56	Add \$100.00 per device
Mullion stabilizer	M57	Add \$52.00 per mullion
Shim kit (for vision light)		
- All rim and concealed vertical rod	M58	Add \$60.00 per device
- All surface vertical rod	M58	Add \$80.00 per device
Parabolic Design Exit Trim	M60	Add \$66.00 per device
Wood screws For use on fire rated solid wood or wood core doors	M64	No Charge
Windstorm Certified products for ED5200S(A) and ED5470(B) Only <sup>2, 3, 4</sup>	M107	Add \$73.00 per device
High Impact End Clamp	M109	Add \$66.00 per device

Note:

1. Available with ED5470 and ED5860 series only.
2. ED5200S(A) x M107 requires through bolts.
3. ED5470(B) maximum opening height is 8'0".
4. Contact Ceco, Curries® or Fleming for detailed frame/door requirements and limitations.

### Surface Bolt™

Description	Part Number	Price
Surface Bolt Kit For Approved Windstorm Code Applications - bright zinc plated finish	988CR	\$77.00

**Removable Mullion**

Cylinder not included.

**Ordering Example**

Quantity	Mullion Number
10	707A

**Door Height**

Door Height	Specify Quick Code	Price
Up to 7'0"	707A	\$555.00
Up to 8'0"	708A	\$555.00
Up to 10'0" (ED5200, ED5200S only)	710	\$522.00
Retrofit kit for existing 700 series mullions	KRM700A	\$305.00

**Options**

Description	Specify Quick Code	Add or Deduct
707A, 708A, 710 mullions, keyed removable	KM	Add \$305.00 per mullion
Door frame filler block for double rabbeted frames	M95	Add \$27.00 per mullion
Door frame angle bracket for aluminum frames	M96	Add \$35.00 per mullion

**Standard Features**

**Handing**

Handed, specify hand

**Door Thickness**

1-3/4"

**Backset**

2-3/4"

**Projection**

5-3/4"; 4-1/2" depressed

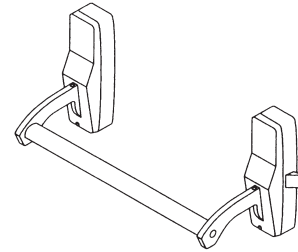
**Trim**

Cylinder is not included.  
See page ED6000-17 for  
cylinder options.

**Rim**

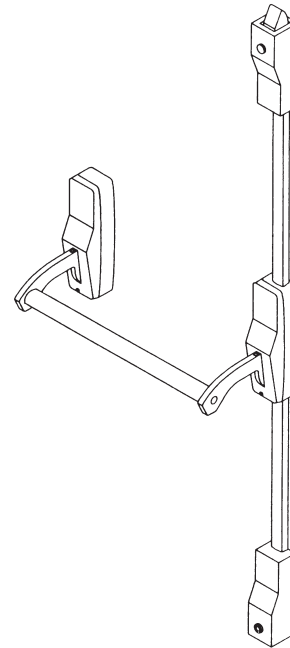
ED6200  
ED6200A

Panic  
3 Hour Fire Rated



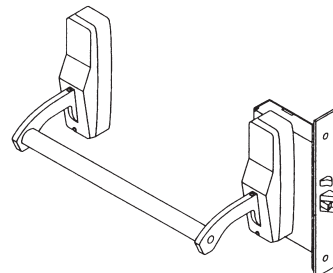
**Vertical Rod**

ED6400      Panic  
ED6400A    3 Hour Fire Rated



**Concealed Vertical Rod**

ED6800      Panic  
ED6800A    3 Hour Fire Rated



**Mortise**

ED6600      Panic  
ED6600A    3 Hour Fire Rated

## Ordering Examples

### Rim Exit Device

Quantity	Exit Device	Finish	Hand	Misc. Options
20	ED6200	630	RHR	M51-M54

### Rim Exit Device with Trim

Quantity	Exit Device	Trim/Function	Finish	Hand	Door Thickness	Door Width	Misc. Options
50	ED6200A	A410	630	RHR	D200	W048	M53

### Trim Only (Rim Exit Device or Vertical Rod)

Quantity	Exit Device	Finish	Hand
10	L255	606	RHR

### Vertical Rod Exit Device with Trim

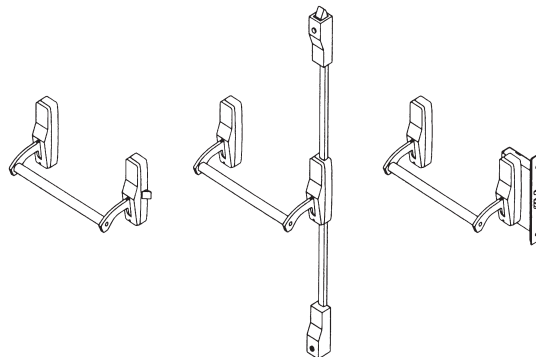
Quantity	Exit Device	Trim/Function	Finish	Hand	Door Thickness	Door Width	Misc. Options
50	ED6410	N310	606	RHR	D214	W048	H1000

### Mortise Exit Device with Trim

Quantity	Exit Device	Trim/Function	Finish	Hand	Door Thickness	Strike	Door Width
50	ED6600	T7M55	626	LHR	D200	SB200	W048

### Contract/Detailed Order - Rim Exit Device with Trim

Quantity	Keyset	Exit Device	Trim/Function	Finish	Hand	Door Thickness	Door Width	Optional Cylinders	Keying
50	AA1	ED6200	N355	626	LHR	D200	W048	C6	VKC3



**36" Device Only**

Includes device, strike(s) and screw pack. No cylinder or trim.

**Rim ED6200 Series**

Function	Description	Finish: 606, 612, 619, 626	Finish: 605, 613, 722	Finish: 611, 618, 622, 625, 629, 630
ED6200	Panic	\$1,180.00	\$1,328.00	\$1,406.00
ED6200A	3 Hour Fire Rated	\$1,410.00	\$1,558.00	\$1,636.00
ED6257A	3 Hour Fire Rated (Accepts Nightlatch Trim)			

**Vertical Rod ED6400 Series**

Function	Description	Finish: 606, 612, 619, 626	Finish: 605, 613, 722	Finish: 611, 618, 622, 625, 629, 630
ED6400	Panic device only (no trim)	\$1,506.00	\$1,654.00	\$1,732.00
ED6410	Panic device only (accepts Passage or Classroom trim)			
ED6450	Panic device only (accepts Dummy trim)			
ED6457	Panic device only (accepts Classroom trim)			
ED6458	Panic device only (accepts Latch Hold Back x Nightlatch trim)	\$1,842.00	\$1,990.00	\$2,068.00
ED6400A	Panic device only (no trim); 3 Hour fire rated			
ED6410A	Panic device only (accepts Passage or Classroom trim); 3 Hour fire rated			
ED6450A	Panic device only (accepts Dummy trim); 3 Hour fire rated			

**Mortise ED6600 Series**

Function	Description	Finish: 606, 612, 619, 626	Finish: 605, 613, 722	Finish: 611, 618, 622, 625, 629, 630
ED6600	Panic	\$1,432.00	\$1,580.00	\$1,658.00
ED6600A	3 Hour Fire Rated			

**Concealed V.R. ED6800 Series<sup>1</sup>**

Function	Description	Finish: 606, 612, 619, 626	Finish: 605, 613, 722	Finish: 611, 618, 622, 625, 629, 630
ED6800	Panic	\$1,606.00	\$1,754.00	\$1,832.00
ED6800A	3 Hour Fire Rated	\$1,728.00	\$1,876.00	\$1,954.00

For rim and surface vertical rod exit trim prices, see pages ED6000-4 through ED6000-7.

For fire rated rim exit trim prices, see pages ED6000-8 through ED6000-11.

For mortise exit device trim prices see pages ED6000-12 through ED6000-15.

For concealed vertical rod exit trim prices, see page ED6000-16.

**Caution:** Be sure of your measurements. Exit devices are NOT returnable.

Notes:

1. For use on metal doors only.

For doors over 1-3/4" thick, a Special Application Request must be submitted to the factory prior to approval and pricing.

**ED6200/ED6400/ED6400A Rim and Surface Vertical Trim**

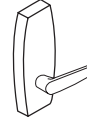
Cylinder is not included.

**Escutcheon Trim Design: A3 Armstrong**



**Lever:** Cast

**Escutcheon:** Cast



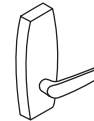
Function	Description	Finish: 606, 612, 619, 626	Finish: 605, 613, 722	Finish: 611, 618, 622, 625, 629, 630
A310	Passage	\$342.00	\$378.00	\$388.00
A350	Dummy			
A355	Classroom			
A357	Nightlatch			

**Escutcheon Trim Design: C2 Citation**



**Lever:** Cast

**Escutcheon:** Cast



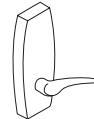
Function	Description	Finish: 606, 612, 619, 626	Finish: 605, 613, 722	Finish: 611, 618, 622, 625, 629, 630
C210	Passage	\$342.00	\$378.00	\$388.00
C250	Dummy			
C255	Classroom			
C257	Nightlatch			

**Escutcheon Trim Design: D2 Dirke**



**Lever:** Cast

**Escutcheon:** Cast



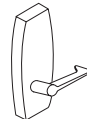
Function	Description	Finish: 606, 612, 619, 626	Finish: 605, 613, 722	Finish: 611, 618, 622, 625, 629, 630
D210	Passage	\$342.00	\$378.00	\$388.00
D250	Dummy			
D255	Classroom			
D257	Nightlatch			

**Escutcheon Trim Design: E2 Essex**



**Lever:** Cast

**Escutcheon:** Cast



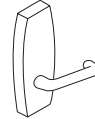
Function	Description	Finish: 606, 612, 619, 626	Finish: 605, 613, 722	Finish: 611, 618, 622, 625, 629, 630
E210	Passage	\$342.00	\$378.00	\$388.00
E250	Dummy			
E255	Classroom			
E257	Nightlatch			

**ED6200/ED6400/ED6400A Rim and Surface Vertical Trim**

Cylinder is not included.

**Escutcheon Trim Design: L2 Lustra** 

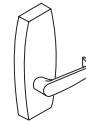
**Lever:** Cast      **Escutcheon:** Cast



Function	Description	Finish: 606, 612, 619, 626	Finish: 605, 613, 722	Finish: 611, 618, 622, 625, 629, 630
L210	Passage	\$342.00	\$378.00	\$388.00
L250	Dummy			
L255	Classroom			
L257	Nightlatch			

**Escutcheon Trim Design: N3 Newport** 

**Lever:** Cast      **Escutcheon:** Cast



Function	Description	Finish: 606, 612, 619, 626	Finish: 605, 613, 722	Finish: 611, 618, 622, 625, 629, 630
N310	Passage	\$342.00	\$378.00	\$388.00
N350	Dummy			
N355	Classroom			
N357	Nightlatch			

**Escutcheon Trim Design: PR2 Princeton** 

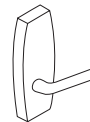
**Lever:** Cast      **Escutcheon:** Cast



Function	Description	Finish: 606, 612, 619, 626	Finish: 605, 606, 613, 722	Finish: 611, 618, 622, 625, 629, 630
PR210	Passage	\$342.00	\$378.00	\$388.00
PR250	Dummy			
PR255	Classroom			
PR257	Nightlatch			

**Escutcheon Trim Design: R2 Regis** 

**Lever:** Cast      **Escutcheon:** Cast



Function	Description	Finish: 606, 612, 619, 626	Finish: 605, 613, 722	Finish: 611, 618, 622, 625, 629, 630
R210	Passage	\$342.00	\$378.00	\$388.00
R250	Dummy			
R255	Classroom			
R257	Nightlatch			

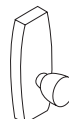
**ED6200/ED6400/ED6400A Rim and Surface Vertical Trim**

Cylinder is not included.

**Escutcheon Trim Design: B3 Belmont**

**Knob:** Wrought Reinforced

**Escutcheon:** Cast



Function	Description	Finish: 606, 612, 619, 626	Finish: 605, 606 613, 722	Finish: 611, 618, 622, 625, 629, 630
B310	Passage	\$342.00	\$378.00	\$388.00
B350	Dummy			
B355	Classroom			
B357	Nightlatch			

**Escutcheon Trim Design: G4 Global**

**Knob:** Wrought Reinforced

**Escutcheon:** Cast



Function	Description	Finish: 606, 612, 619, 626	Finish: 605, 613, 722	Finish: 611, 618, 622, 625, 629, 630
G410	Passage	\$342.00	\$378.00	\$388.00
G450	Dummy			
G455	Classroom			
G457	Nightlatch			

**Escutcheon Trim Design: T3 D Grip**

**Grip:** Extruded

**Escutcheon:** Wrought



Function	Description	Finish: 606, 612, 619, 626	Finish: 605, 613, 722	Finish: 611, 618, 622, 625, 629, 630
T310	Passage	\$216.00	\$244.00	\$256.00
T350	Dummy	\$212.00	\$240.00	\$252.00
T355	Classroom	\$216.00	\$244.00	\$256.00
T357	Nightlatch			

**ED6200/ED6400/ED6400A Rim and Surface Vertical Trim**

Cylinder is not included.

**Escutcheon Trim Design: T4 Round Grip**

**Grip:** Extruded

**Escutcheon:** Wrought



Function	Description	Finish: 606, 612, 619, 626	Finish: 605, 613, 722	Finish: 611, 618, 622, 625, 629, 630
T410	Passage	\$216.00	\$244.00	\$256.00
T450	Dummy	\$212.00	\$240.00	\$252.00
T455	Classroom	\$216.00	\$244.00	\$256.00
T457	Nightlatch			

**Escutcheon Trim Design: T5 D Grip Sectional**

**Grip:** Extruded



Function	Description	Finish: 606, 612, 619, 626	Finish: 605, 613, 722	Finish: 611, 618, 622, 625, 629, 630
T510	Passage	\$246.00	\$280.00	\$292.00
T550	Dummy	\$242.00	\$276.00	\$288.00
T555	Classroom	\$246.00	\$280.00	\$292.00
T557	Nightlatch			

**Escutcheon Trim Design: T6 Round Grip Sectional**

**Grip:** Bar Stock



Function	Description	Finish: 606, 612, 619, 626	Finish: 605, 613, 722	Finish: 611, 618, 622, 625, 629, 630
T610	Passage	\$246.00	\$280.00	\$292.00
T650	Dummy	\$242.00	\$276.00	\$288.00
T655	Classroom	\$246.00	\$280.00	\$292.00
T657	Nightlatch			

**ED6200A Fire Rated Rim Trim**

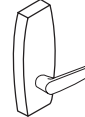
Cylinder is not included.

**Escutcheon Trim Design: A4 Armstrong**



**Lever:** Cast

**Escutcheon:** Cast



Function	Description	Finish: 606, 612, 619, 626	Finish: 605, 613, 722	Finish: 611, 618, 622, 625, 629, 630
A410	Passage	\$342.00	\$378.00	\$388.00
A450	Dummy			
A455	Classroom			

Note: Nightlatch function available by Special Applications request

**Escutcheon Trim Design: C3 Citation**



**Lever:** Cast

**Escutcheon:** Cast



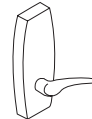
Function	Description	Finish: 606, 612, 619, 626	Finish: 605, 613, 722	Finish: 611, 618, 622, 625, 629, 630
C310	Passage	\$342.00	\$378.00	\$388.00
C350	Dummy			
C355	Classroom			

**Escutcheon Trim Design: D3 Dirke**



**Lever:** Cast

**Escutcheon:** Cast



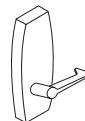
Function	Description	Finish: 606, 612, 619, 626	Finish: 605, 613, 722	Finish: 611, 618, 622, 625, 629, 630
D310	Passage	\$342.00	\$378.00	\$388.00
D350	Dummy			
D355	Classroom			

**Escutcheon Trim Design: E3 Essex**



**Lever:** Cast

**Escutcheon:** Cast



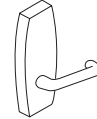
Function	Description	Finish: 606, 612, 619, 626	Finish: 605, 613, 722	Finish: 611, 618, 622, 625, 629, 630
E310	Passage	\$342.00	\$378.00	\$388.00
E350	Dummy			
E355	Classroom			

**ED6200A Fire Rated Rim Trim**

Cylinder is not included.

**Escutcheon Trim Design: L3 Lustra** 

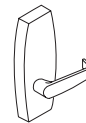
**Lever:** Cast      **Escutcheon:** Cast



Function	Description	Finish: 606, 612, 619, 626	Finish: 605, 613, 722	Finish: 611, 618, 622, 625, 629, 630
L310	Passage	\$342.00	\$378.00	\$388.00
L350	Dummy			
L355	Classroom			

**Escutcheon Trim Design: N4 Newport** 

**Lever:** Cast      **Escutcheon:** Cast



Function	Description	Finish: 606, 612, 619, 626	Finish: 605, 613, 722	Finish: 611, 618, 622, 625, 629, 630
N410	Passage	\$342.00	\$378.00	\$388.00
N450	Dummy			
N455	Classroom			

**Escutcheon Trim Design: PR3 Princeton** 

**Lever:** Cast      **Escutcheon:** Cast



Function	Description	Finish: 606, 612, 619, 626	Finish: 605, 613, 722	Finish: 611, 618, 622, 625, 629, 630
PR310	Passage	\$342.00	\$378.00	\$388.00
PR350	Dummy			
PR355	Classroom			

**Escutcheon Trim Design: R3 Regis** 

**Lever:** Cast      **Escutcheon:** Cast



Function	Description	Finish: 606, 612, 619, 626	Finish: 605, 613, 722	Finish: 611, 618, 622, 625, 629, 630
R310	Passage	\$342.00	\$378.00	\$388.00
R350	Dummy			
R355	Classroom			

**ED6200A Fire Rated Rim Trim**

Cylinder is not included.

**Escutcheon Trim Design: B4 Belmont**

**Knob:** Wrought Reinforced

**Escutcheon:** Cast



Function	Description	Finish: 606, 612, 619, 626	Finish: 605, 613, 722	Finish: 611, 618, 622, 625, 629, 630
B410	Passage	\$342.00	\$378.00	\$388.00
B450	Dummy			
B455	Classroom			
B457	Nightlatch			

**Escutcheon Trim Design: G5 Global**

**Knob:** Wrought Reinforced

**Escutcheon:** Cast



Function	Description	Finish: 606, 612, 619, 626	Finish: 605, 613, 722	Finish: 611, 618, 622, 625, 629, 630
G510	Passage	\$342.00	\$378.00	\$388.00
G550	Dummy			
G555	Classroom			
G557	Nightlatch			

**Escutcheon Trim Design: T7 D Grip**

**Grip:** Extruded

**Escutcheon:** Wrought



Function	Description	Finish: 606, 612, 619, 626	Finish: 605, 613, 722	Finish: 611, 618, 622, 625, 629, 630
T710	Passage	\$216.00	\$244.00	\$256.00
T750	Dummy	\$212.00	\$240.00	\$252.00
T755	Classroom	\$216.00	\$244.00	\$256.00
T757	Nightlatch			

**ED6200A Fire Rated Rim Trim**

Cylinder is not included.

**Escutcheon Trim Design: T8 Round Grip**

**Grip:** Extruded

**Escutcheon:** Wrought



Function	Description	Finish: 606, 612, 619, 626	Finish: 605, 613, 722	Finish: 611, 618, 622, 625, 629, 630
T810	Passage	\$216.00	\$244.00	\$256.00
T850	Dummy	\$212.00	\$240.00	\$252.00
T855	Classroom	\$216.00	\$244.00	\$256.00
T857	Nightlatch			

**Escutcheon Trim Design: T9 D Grip Sectional**

**Grip:** Extruded



Function	Description	Finish: 606, 612, 619, 626	Finish: 605, 613, 722	Finish: 611, 618, 622, 625, 629, 630
T910	Passage	\$246.00	\$280.00	\$292.00
T950	Dummy	\$242.00	\$276.00	\$288.00
T955	Classroom	\$246.00	\$280.00	\$292.00
T957	Nightlatch			

**Escutcheon Trim Design: T10 Round Grip Sectional**

**Grip:** Bar Stock



Function	Description	Finish: 606, 612, 619, 626	Finish: 605, 613, 722	Finish: 611, 618, 622, 625, 629, 630
T1010	Passage	\$246.00	\$280.00	\$292.00
T1050	Dummy	\$242.00	\$276.00	\$288.00
T1055	Classroom	\$246.00	\$280.00	\$292.00
T1057	Nightlatch			

**ED6600 Mortise Trim**

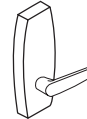
Cylinder is not included.

**Escutcheon Trim Design: A4M Armstrong**



**Lever:** Cast

**Escutcheon:** Cast



Function	Description	Finish: 606, 612, 619, 626	Finish: 605, 613, 722	Finish: 611, 618, 622, 625, 629, 630
A4M10	Passage	\$342.00	\$378.00	\$388.00
A4M50	Dummy			
A4M55	Classroom			
A4M57	Nightlatch			

**Escutcheon Trim Design: C3M Citation**



**Lever:** Cast

**Escutcheon:** Cast



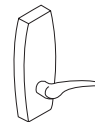
Function	Description	Finish: 606, 612, 619, 626	Finish: 605, 613, 722	Finish: 611, 618, 622, 625, 629, 630
C3M10	Passage	\$342.00	\$378.00	\$388.00
C3M50	Dummy			
C3M55	Classroom			
C3M57	Nightlatch			

**Escutcheon Trim Design: D3M Dirke**



**Lever:** Cast

**Escutcheon:** Cast



Function	Description	Finish: 606, 612, 619, 626	Finish: 605, 613, 722	Finish: 611, 618, 622, 625, 629, 630
D3M10	Passage	\$342.00	\$378.00	\$388.00
D3M50	Dummy			
D3M55	Classroom			
D3M57	Nightlatch			

**Escutcheon Trim Design: E3M Essex**



**Lever:** Cast

**Escutcheon:** Cast



Function	Description	Finish: 606, 612, 619, 626	Finish: 605, 613, 722	Finish: 611, 618, 622, 625, 629, 630
E3M10	Passage	\$342.00	\$378.00	\$388.00
E3M50	Dummy			
E3M55	Classroom			
E3M57	Nightlatch			

**ED6600 Mortise Trim**

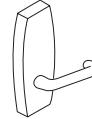
Cylinder is not included.

**Escutcheon Trim Design: L3M Lustra**



**Lever:** Cast

**Escutcheon:** Cast



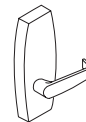
Function	Description	Finish: 606, 612, 619, 626	Finish: 605, 613, 722	Finish: 611, 618, 622, 625, 629, 630
L3M10	Passage	\$342.00	\$378.00	\$388.00
L3M50	Dummy			
L3M55	Classroom			
L3M57	Nightlatch			

**Escutcheon Trim Design: N4M Newport**



**Lever:** Cast

**Escutcheon:** Cast



Function	Description	Finish: 606, 612, 619, 626	Finish: 605, 613, 722	Finish: 611, 618, 622, 625, 629, 630
N4M10	Passage	\$342.00	\$378.00	\$388.00
N4M50	Dummy			
N4M55	Classroom			
N4M57	Nightlatch			

**Escutcheon Trim Design: PR3M Princeton**



**Lever:** Cast

**Escutcheon:** Cast



Function	Description	Finish: 606, 612, 619, 626	Finish: 605, 613, 722	Finish: 611, 618, 622, 625, 629, 630
PR3M10	Passage	\$342.00	\$378.00	\$388.00
PR3M50	Dummy			
PR3M55	Classroom			
PR3M57	Nightlatch			

**Escutcheon Trim Design: R3M Regis**



**Lever:** Cast

**Escutcheon:** Cast



Function	Description	Finish: 606, 612, 619, 626	Finish: 605, 613, 722	Finish: 611, 618, 622, 625, 629, 630
R3M10	Passage	\$342.00	\$378.00	\$388.00
R3M50	Dummy			
R3M55	Classroom			
R3M57	Nightlatch			

**ED6600 Mortise Trim**

Cylinder is not included.

**Escutcheon Trim Design: B4M Belmont**

**Knob:** Wrought Reinforced      **Escutcheon:** Cast



Function	Description	Finish: 606, 612, 619, 626	Finish: 605, 613, 722	Finish: 611, 618, 622, 625, 629, 630
B4M10	Passage	\$342.00	\$378.00	\$388.00
B4M50	Dummy			
B4M55	Classroom			
B4M57	Nightlatch			

**Escutcheon Trim Design: G5M Global**

**Knob:** Wrought Reinforced      **Escutcheon:** Cast



Function	Description	Finish: 606, 612, 619, 626	Finish: 605, 613, 722	Finish: 611, 618, 622, 625, 629, 630
G5M10	Passage	\$342.00	\$378.00	\$388.00
G5M50	Dummy			
G5M55	Classroom			
G5M57	Nightlatch			

**Escutcheon Trim Design: T7M D Grip**

**Grip:** Extruded      **Escutcheon:** Wrought



Function	Description	Finish: 606, 612, 619, 626	Finish: 605, 613, 722	Finish: 611, 618, 622, 625, 629, 630
T7M10	Passage	\$216.00	\$244.00	\$256.00
T7M50	Dummy	\$212.00	\$240.00	\$252.00
T7M55	Classroom	\$216.00	\$244.00	\$256.00
T7M57	Nightlatch			

**ED6600 Mortise Trim**

Cylinder is not included.

**Escutcheon Trim Design: T8M Round Grip**

**Grip:** Extruded

**Escutcheon:** Wrought



Function	Description	Finish: 606, 612, 619, 626	Finish: 605, 613, 722	Finish: 611, 618, 622, 625, 629, 630
T8M10	Passage	\$216.00	\$244.00	\$256.00
T8M50	Dummy	\$212.00	\$240.00	\$252.00
T8M55	Classroom	\$216.00	\$244.00	\$256.00
T8M57	Nightlatch			

**Escutcheon Trim Design: T9M D Grip Sectional**

**Grip:** Extruded



Function	Description	Finish: 606, 612, 619, 626	Finish: 605, 613, 722	Finish: 611, 618, 622, 625, 629, 630
T9M10	Passage	\$246.00	\$280.00	\$292.00
T9M50	Dummy	\$242.00	\$276.00	\$288.00
T9M55	Classroom	\$246.00	\$280.00	\$292.00
T9M57	Nightlatch			

**Escutcheon Trim Design: T10M Round Grip Sectional**

**Grip:** Bar Stock



Function	Description	Finish: 606, 612, 619, 626	Finish: 605, 613, 722	Finish: 611, 618, 622, 625, 629, 630
T10M10	Passage	\$246.00	\$280.00	\$292.00
T10M50	Dummy	\$242.00	\$276.00	\$288.00
T10M55	Classroom	\$246.00	\$280.00	\$292.00
T10M57	Nightlatch			

**ED6800 Concealed Vertical Rod Trim**

Cylinder is not included.

**Thumbpiece Trim Design: B5 Belmont**

**Knob:** Wrought Reinforced  
MR option available

**Escutcheon:** Cast



Function	Description	Finish: 606, 612, 619, 626	Finish: 605, 613, 722	Finish: 611, 618, 622, 625, 629, 630
B510	Passage	\$342.00	\$378.00	\$388.00
B550	Dummy			
B555	Classroom			
B557	Nightlatch			

**Thumbpiece Trim Design: G6 Global**

**Knob:** Wrought Reinforced  
MR option available

**Escutcheon:** Cast



Function	Description	Finish: 606, 612, 619, 626	Finish: 605, 613, 722	Finish: 611, 618, 622, 625, 629, 630
G610	Passage	\$342.00	\$378.00	\$388.00
G650	Dummy			
G655	Classroom			
G657	Nightlatch			

**Thumbpiece Trim Design: O1 D Grip Operator**

**Grip:** Extruded  
MR option available

**Escutcheon:** Cast



Function	Description	Finish: 606, 612, 619, 626	Finish: 605, 613, 722	Finish: 611, 618, 622, 625, 629, 630
O150	Passage	\$424.00	\$464.00	\$485.00
O155	Dummy	\$428.00	\$468.00	\$489.00
O156*	Classroom			
O157	Nightlatch			

**Thumbpiece Trim Design: O2 Round Grip Operator**

**Grip:** Bar Stock  
MR option available

**Escutcheon:** Cast



Function	Description	Finish: 606, 612, 619, 626	Finish: 605, 613, 722	Finish: 611, 618, 622, 625, 629, 630
O250	Passage	\$424.00	\$464.00	\$485.00
O255	Dummy	\$428.00	\$468.00	\$489.00
O256*	Classroom			
O257	Nightlatch			

\*Key also holds top and bottom latchbolts in retracted position. Not available with ED6800A devices.

## Cylinder Options

Description	Specify Quick Code	Add or Deduct
Conventional 6-pin	6P*	Add \$53.00 per cylinder
Conventional 7-pin	7P	Add \$55.00 per cylinder
Pyramid Security fixed core <sup>4</sup>	PS	Add \$84.00 per cylinder
Pyramid Security IC <sup>1</sup>	PCS	Add \$130.00 per cylinder
Pyramid High Security fixed core <sup>4</sup>	PHS	Add \$102.00 per cylinder
Pyramid High Security IC <sup>1</sup>	PCHS	Add \$147.00 per cylinder
Pyramid IC with temporary construction core <sup>1</sup>	CTP	Add \$102.00 per cylinder
Pyramid IC with temporary disposable core <sup>1</sup>	CTPD	Add \$53.00 per cylinder
Pyramid IC less core <sup>1</sup>	CLP	Add \$53.00 per cylinder
Security	HS	Add \$116.00 per cylinder
Security IC <sup>1</sup>	CHS	Add \$163.00 per cylinder
Blockout function cylinder	BO	Add \$126.00 per cylinder
IC 6-pin <sup>1</sup>	C6	Add \$97.00 per cylinder
IC 6-pin with temporary construction core <sup>1</sup> (Red)	CT6R	Add \$102.00 per cylinder
IC 6-pin with temporary construction core <sup>1</sup> (Blue)	CT6B	Add \$102.00 per cylinder
IC 6-pin with temporary construction core <sup>1</sup> (Green)	CT6G	Add \$102.00 per cylinder
IC 6-pin with temporary disposable core <sup>1</sup>	CT6D	Add \$53.00 per cylinder
IC 6-pin less core <sup>1</sup>	CL6	Add \$53.00 per cylinder
IC 7-pin <sup>1,2</sup>	C7	Add \$107.00 per cylinder
IC 7-pin with temporary construction core <sup>1,2</sup> (Red)	CT7R	Add \$112.00 per cylinder
IC 7-pin with temporary construction core <sup>1,2</sup> (Blue)	CT7B	Add \$112.00 per cylinder
IC 7-pin with temporary construction core <sup>1,2</sup> (Green)	CT7G	Add \$112.00 per cylinder
IC 7-pin with temporary disposable core <sup>1,2</sup>	CT7D	Add \$55.00 per cylinder
IC 7-pin less core <sup>1,2</sup>	CL7	Add \$55.00 per cylinder
Less master ring cylinder <sup>3</sup>	MR-LC	No Charge
Master Ring <sup>3</sup>	MR	Add \$81.00 per cylinder

\*6P cylinder option is supplied in 6-pin, L4 keyway 0-bitted with two nickel silver keys.

Notes:

1. Not available on O1 and O2 trim.

2. Rim only.

3. Complete rim and vertical rod devices are available with master ring trim.

However, complete master ring mortise devices are discontinued. Master ring mortise trim is available to support old master ring mortise devices in the field.

4. Not available in ED6600, A4M, C3M, D3M, E3M, L3M, N4M, PR3M, R3M, B4M, G5M trims.

## Keying Options

Description	Specify Quick Code	Add or Deduct
0-Bitted with 2 blank keys	(standard)	No Charge
Keyed random	KR	No Charge
Master keyed (all cylinders except 8000, 8020, 8027 IC core)	specify keyset	Add \$10.00 per cylinder
Master keyed Pyramid	specify keyset	Add \$10.00 per cylinder
Master keyed Security (including IC cylinder and core)	specify keyset	Add \$10.00 per cylinder
Master keyed (8000, 8020, 8027 IC core)	specify keyset	No Charge
Master keyed to customer bittings or sample key	specify keyset	Add \$12.00 per cylinder
Construction master keyed <sup>1,2</sup>	CMK	Add \$10.00 per cylinder
Visual key control (VKC)		
- No Stamping	VKC0	Add \$3.70 per cylinder
- Keys only	VKC1	No Charge
- Cylinders and Keys <sup>3</sup>	VKC2	Add \$3.70 per cylinder
- Cylinders only <sup>3</sup>	VKC3	Add \$3.70 per cylinder
Concealed key control (CKC)		
- CKC cylinders with VKC keys	CKC2	Add \$3.70 per cylinder
- CKC cylinders only <sup>3</sup>	CKC3	Add \$3.70 per cylinder

Notes:

1. CMK Construction master keying charge is in addition to master keying charge.

2. CMK Construction master keying is not available in Pyramid or Security series.

3. VKC2, VKC3, CKC3 are not available in Pyramid or Security series.

## Strike Options

To purchase strike separately see catalog for part no.

Description	Specify Quick Code	Add or Deduct
Rim strike on ED6200	(standard)	No Charge
Mortised adjustable rim strike	S04	
Open rim strike	S05	
Fire rated rim strike on ED6200A device	(standard)	No Charge
Rim x vertical rod strike for pairs of doors	S02	Add \$26.00 to device
Vertical rod top strike for latch hold-back on ED6400 device with latch hold-back	(standard)	No Charge
Vertical rod non-hold-back top strike on ED6400 device without latch hold-back		
Vertical rod flush bottom strike (ED6400 only)	S03	
Vertical rod surface projecting bottom strike on ED6400 device	(standard)	
Fire rated vertical rod bottom strike on ED6400A device	(standard)	
Fire rated vertical rod bottom strike for threshold	S06	
Concealed vertical rod top strike on ED6800 device	(standard)	
Fire rated concealed vertical rod top strike on ED6800A device	(standard)	
Concealed vertical rod bottom strike on ED6800 and ED6800A devices		

Description	Lip Length	Specify Quick Code	Add or Deduct
Mortise straight lip ANSI strike on ED6600, ED6600A	1-1/8"	(standard)	No Charge
	1-1/4"	ST114	
	1-3/8"	ST138	

Description	Door Thickness	Specify Quick Code	Add or Deduct
Mortise open back strike	1-3/4"	SB134	Add \$66.00 per device
	2"	SB200	Add \$98.00 per device
	2-1/4"	SB214	Add \$98.00 per device

**Miscellaneous Options**

Description	Specify Quick Code	Add or Deduct
Spanner head screws	M02	Add \$27.00 per device
ANSI wrought strike box (for mortise only)	M17	No Charge
Knurling outside and inside (trim and device)	M20	Add \$120.00 per device
Knurling outside only (trim side)	M21	Add \$56.00 per device
Knurling inside only (device side) (N/A with 630 crossbar)	M22	Add \$64.00 per device
Abrasive coat outside and inside (trim and device)	M23	Add \$78.00 per device
Abrasive coat inside only (device side)	M24	Add \$39.00 per device
Abrasive coat outside only (trim side)	M25	Add \$39.00 per device
Stainless steel crossbar		
- When ordered with 626 or 630 finish	M50	No Charge
- All other finishes	M50	Add \$64.00 per device
Less dogging	M51	No Charge
Steel reinforced crossbar	M53	Add \$56.00 per device
Sex nuts and bolts (SNBs)	M54	No Charge
Mullion stabilizer	M57	Add \$52.00 per mullion
Shim for 2-3/4" backset on doors with 1/2" stop (for ED6200 only)	M59	Add \$17.00 per device
Free latching latchbolts (ED6400 only)	M65	No Charge
Flush transom bracket	M67	Add \$30.00 per device

**Door Width Options**

Description	Specify Quick Code	Add or Deduct
36"	(standard)	No Charge
48"	W048	Add \$29.00 per device

**Door Thickness Options**

Description	Specify Quick Code	Add or Deduct
1-3/4"	(standard)	No Charge
2" (not available for ED6800 Series)	D200	
2-1/4" (not available for ED6800 Series)	D214	

### Door Height Options

Description	Specify Quick Code	Add or Deduct
7'6" (ED6400 devices)	(standard)	No Charge
7'2" (ED6400A and 6800A devices)		
8'6" (ED6800 devices)		
10'0" (ED6400 devices only)	H1000	Add \$62.00 per device
10'8" (ED6800 devices only)	H1008	

### Removable Mullion

Cylinder not included

### Ordering Example

Quantity	Mullion Number
10	507

### Door Height

Description	Specify	Price
Up to 7'2" 3 hour fire rated	507	\$428.00
Up to 10'0" (ED6200 only)	510	\$522.00
Up to 7'0"	707A	\$555.00
Up to 8'0" (ED6200 only)	708A	\$555.00
Up to 10'0" (ED6200 only)	710	\$522.00
Retro-fit kit for existing 700 series mullions	KRM700A	\$305.00

### Options

Description	Specify Quick Code	Add or Deduct
707A, 708A, 710 mullions, keyed removable	KM	Add \$305.00 per mullion
Door frame filler block for double rabbeted frames	M95	Add \$27.00 per mullion
Door frame angle bracket for aluminum frames	M96	Add \$35.00 per mullion

### Mortise Lock Only

Includes lockcase, armored front, strike and screw pack. No cylinder.

### Ordering Example

Quantity	Lock Number	Hand	Finish
10	MLE03	RHR	626

Lock Number	Description	Finish: 605, 606, 611, 612, 613, 622, 625, 626, 629, 630
MLE03	Lock Body for ED6600	\$424.00
MLE04	Lock Body for discontinued Corbin® 3126-1/2; Russwin® 796-1/2	\$424.00
MLE05	Lock Body for discontinued Corbin® 3126-1/2NT; Russwin® NT796-1/2	\$424.00
MLE06	Lock Body for ED6600A, 3-Hour fire rated	\$434.00
MLE07	Lock Body for discontinued Corbin® 3126-1/2U; Russwin® U796-1/2	\$424.00

## ECE - Electrically Controlled Mortise Exit Devices

Available for AC or DC systems. For 1-3/4" to 2-1/4" thick doors only.

### Ordering Example

Quantity	Exit Device	Trim	Finish	Hand	Voltage	Misc.
24	ED66902	T7M55	626	RHR	12D	M54

### With Outside Cylinder x Thumbpiece Operation

Function	Description	Voltage	Add price to ED6600 Device
ED66901*	Power unlocked (Fail Secure)	12/24V AC/DC	\$480.00
ED66902*	Power locked (Fail Safe)		

### With Outside Cylinder x Knob or Lever Operation

Function	Description	Voltage	Add price to ED6600 Device
ED66903*	Power unlocked (Fail Secure)	12/24V AC/DC	\$480.00
ED66904*	Power locked (Fail Safe)		

### Voltage

Description	Specify Quick Code
12 volt alternating current	12A
12 volt direct current	12D
24 volt alternating current	24A
24 volt direct current	24D

### Mortise Lock Only – Electrically Controlled

Includes lockcase, armored front, strike and screw pack. No cylinder.

### Ordering Example

Quantity	Lock Number	Hand	Finish	Voltage
12	MLE011	LHR	626	24D

Lock Number	Description	Specify Voltage	Finish: 605, 606, 611, 612, 613, 618, 619, 622, 625, 626, 629, 630, 722
MLE010	ED66902 Power locked – (Fail Safe)	12A, 12D, 24A, 24D	\$660.00
	ED66904 Power locked – (Fail Safe)		
MLE011	ED66901 Power unlocked – (Fail Secure)		
	ED66903 Power unlocked – (Fail Secure)		



\*ElectroLynx®

As part of their promise to provide innovative, fast and effective, and higher security solutions to their customers, ASSA ABLOY Group companies offer ElectroLynx, a universal quick-connect system that simplifies the electrification of the door opening. ElectroLynx® is a registered trademark of ASSA ABLOY, Inc.



**Standard Features**

**Handing**

Handed, specify hand

**Door Thickness**

1-3/4"

**Backset**

2-3/4"

**Projection**

4-7/8"; 3-1/8" depressed

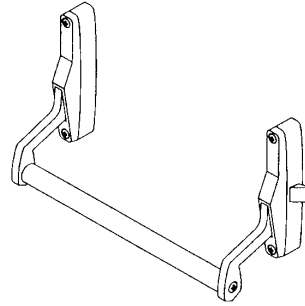
**Trim**

Cylinder is not included.  
See page ED7000-8 for  
cylinder options.

**Rim**

ED7200

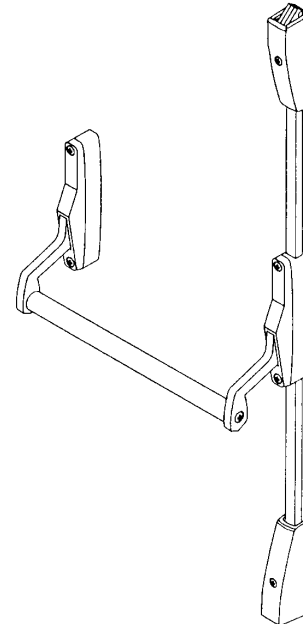
Panic



**Vertical Rod**

ED7400

Panic



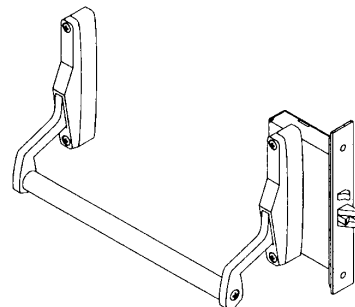
**Concealed Vertical Rod**

ED7800

Panic

ED7800A

3 Hour Fire Rated



**Mortise**

ED7600

Panic

ED7600A

3 Hour Fire Rated

**Ordering Example**
**Rim Exit Device**

Quantity	Exit Device	Finish	Hand	Misc. Options
20	ED7200	606	RHR	M51-M54

**Rim Exit Device with Trim**

Quantity	Exit Device	Trim/Function	Finish	Hand	Door Thickness	Door Width	Misc. Options
50	ED7200	P557	630	LHR	D214	W048	M53

**Trim Only (Rim Device)**

Quantity	Exit Device	Finish
10	P457	630

**Vertical Rod Exit Device with Trim**

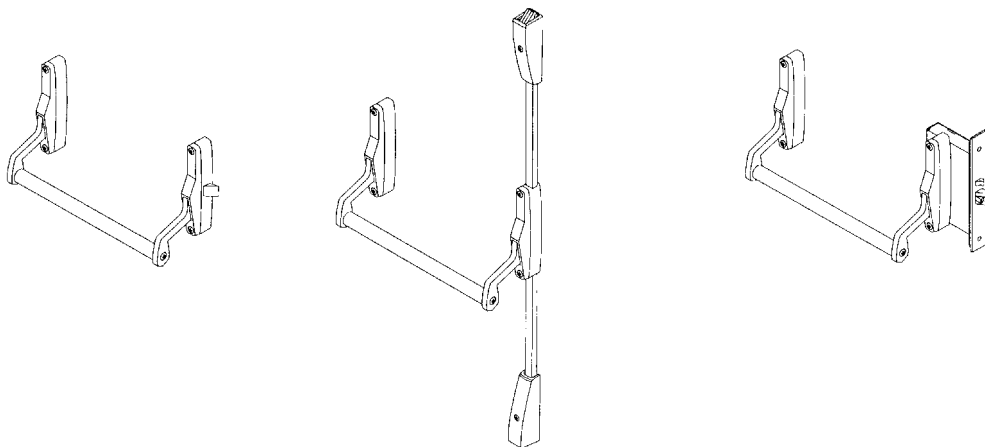
Quantity	Exit Device	Trim/Function	Finish	Hand	Door Thickness	Door Width	Misc. Options
50	ED7401	C455	613	RHR	D214	W048	H1000

**Mortise Exit Device with Trim**

Quantity	Exit Device	Trim/Function	Finish	Hand	Door Thickness	Strike	Door Width
50	ED7600A	T11M55	626	LHR	D200	SB200	W048

**Contract/Detailed Order - Rim Exit Device with Trim**

Quantity	Keyset	Exit Device	Trim/Function	Finish	Hand	Door Thickness	Door Width	Optional Cylinders	Keying
50	AA1	ED7200	P457	626	LHR	D200	W048	C6	VKC3



**36" Device Only**

Includes device, strike(s) and screw pack. No cylinder or trim.

**Rim ED7200 Series**

Function	Description	Finish: 606, 612, 619, 626	Finish: 605, 613, 722	Finish: 611, 618, 622, 625, 629, 630
ED7200	Panic	\$1,648.00	\$1,824.00	\$1,908.00

**Vertical Rod ED7400 Series**

Function	Description	Finish: 606, 612, 619, 626	Finish: 605, 613, 722	Finish: 611, 618, 622, 625, 629, 630
ED7400	Panic Exit Trim Only (accepts operator trim)	\$2,068.00	\$2,244.00	\$2,328.00
ED7401	Panic Exit Trim Only (accepts lever trim)			

**Mortise ED7600 Series**

Function	Description	Finish: 606, 612, 619, 626	Finish: 605, 613, 722	Finish: 611, 618, 622, 625, 629, 630
ED7600	Panic	\$1,795.00	\$1,971.00	\$2,055.00
ED7600A	3 Hour Fire Rated			

**Concealed V.R. ED7800 Series**

Function	Description	Finish: 606, 612, 619, 626	Finish: 605, 613, 722	Finish: 611, 618, 622, 625, 629, 630
ED7800	Panic	\$1,925.00	\$2,101.00	\$2,185.00
ED7800A	3 Hour Fire Rated	\$2,047.00	\$2,223.00	\$2,307.00

For rim exit trim prices, see page ED7000-4 .  
 For vertical rod exit trim prices, see page ED7000-5.  
 For mortise exit device trim prices see pages ED7000-6 and ED7000-7.  
 For concealed vertical rod exit trim prices, see page ED7000-7.

Caution: Be sure of your measurements. Exit devices are NOT returnable.

**ED7200 Rim Trim**

Cylinder is not included.

**Pull Trim Design: P4 D Grip Pull**



**Grip:** Extruded

**Escutcheon:** Wrought



Function	Description	Finish: 606, 612, 619, 626	Finish: 605, 613, 722	Finish: 611, 618, 622, 625, 629, 630
P450	Dummy	\$228.00	\$268.00	\$284.00
P457	Nightlatch			

**Pull Trim Design: P5 Round Grip Pull**



**Grip:** Extruded

**Escutcheon:** Wrought



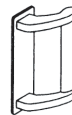
Function	Description	Finish: 606, 612, 619, 626	Finish: 605, 613, 722	Finish: 611, 618, 622, 625, 629, 630
P550	Dummy	\$228.00	\$268.00	\$284.00
P557	Nightlatch			

**Pull Trim Design: P6 Pull**



**Grip:** Wrought  
MR option available

**Escutcheon:** Wrought



Function	Description	Finish: 606, 612, 619, 626	Finish: 605, 613, 722	Finish: 611, 618, 622, 625, 629, 630
P650	Dummy	\$228.00	\$268.00	\$284.00
P657	Nightlatch			

**Pull Trim Design: P7 Plate**

**Escutcheon:** Wrought  
MR option available



Function	Description	Finish: 606, 612, 619, 626	Finish: 605, 613, 722	Finish: 611, 618, 622, 625, 629, 630
P757	Nightlatch	\$220.00	\$260.00	\$276.00

**ED7400 Surface Vertical Rod Trim**

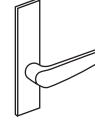
Cylinder is not included.

**Escutcheon Trim Design: C4 Citation**



**Lever:** Cast  
MR option available

**Escutcheon:** Wrought  
Available with ED7401 device only.



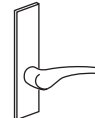
Function	Description	Finish: 606, 612, 619, 626	Finish: 605, 613, 722	Finish: 611, 618, 622, 625, 629, 630
C455	Classroom	\$510.00	\$534.00	\$566.00
C457	Nightlatch			

**Escutcheon Trim Design: D4 Dirke**



**Lever:** Cast  
MR option available

**Escutcheon:** Wrought  
Available with ED7401 device only.



Function	Description	Finish: 606, 612, 619, 626	Finish: 605, 613, 722	Finish: 611, 618, 622, 625, 629, 630
D455	Classroom	\$510.00	\$534.00	\$566.00
D457	Nightlatch			

**Escutcheon Trim Design: O3 D Grip Operator**



**Pull:** Extruded  
MR option available

**Escutcheon:** Cast  
Available with ED7400 only.



Function	Description	Finish: 606, 612, 619, 626	Finish: 605, 613, 722	Finish: 611, 618, 622, 625, 629, 630
O355	Classroom	\$506.00	\$530.00	\$562.00
O356*	Nightlatch			
O357	Nightlatch			

**Escutcheon Trim Design: O4 Round Grip Operator**



**Pull:** Extruded  
MR option available

**Escutcheon:** Cast  
Available with ED7400 only.



Function	Description	Finish: 606, 612, 619, 626	Finish: 605, 613, 722	Finish: 611, 618, 622, 625, 629, 630
O455	Classroom	\$506.00	\$530.00	\$562.00
O456*	Nightlatch			
O457	Nightlatch			

\*Key also used to hold top and bottom latchbolts in retracted position.

**ED7600 Mortise Trim**

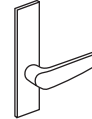
Cylinder is not included.

**Escutcheon Trim Design: C4M Citation**



**Lever:** Cast

**Escutcheon:** Cast



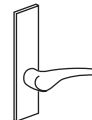
Function	Description	Finish: 606, 612, 619, 626	Finish: 605, 613, 722	Finish: 611, 618, 622, 625, 629, 630
C4M10	Passage	\$354.00	\$378.00	\$390.00
C4M55	Classroom			

**Escutcheon Trim Design: D4M Dirke**



**Lever:** Cast

**Escutcheon:** Cast



Function	Description	Finish: 606, 612, 619, 626	Finish: 605, 613, 722	Finish: 611, 618, 622, 625, 629, 630
D4M10	Passage	\$354.00	\$378.00	\$390.00
D4M55	Classroom			

**Escutcheon Trim Design: B5M Belmont**

**Knob:** Wrought Reinforced

**Escutcheon:** Cast



Function	Description	Finish: 606, 612, 619, 626	Finish: 605, 613, 722	Finish: 611, 618, 622, 625, 629, 630
B5M10	Passage	\$366.00	\$388.00	\$400.00
B5M50	Dummy			
B5M55	Classroom			

**Escutcheon Trim Design: G6M Global**

**Knob:** Wrought Reinforced

**Escutcheon:** Cast



Function	Description	Finish: 606, 612, 619, 626	Finish: 605, 613, 722	Finish: 611, 618, 622, 625, 629, 630
G6M10	Passage	\$366.00	\$388.00	\$400.00
G6M50	Dummy			
G6M55	Classroom			

**ED7600 Mortise Trim**

Cylinder is not included.

**Thumbpiece Trim Design: T11M D Grip**

**Grip:** Extruded      **Escutcheon:** Cast



Function	Description	Finish: 606, 612, 619, 626	Finish: 605, 613, 722	Finish: 611, 618, 622, 625, 629, 630
T11M10	Passage	\$352.00	\$376.00	\$388.00
T11M50	Dummy			
T11M55	Classroom			
T11M57	Nightlatch			

**Thumbpiece Trim Design: T12M Round Grip**

**Grip:** Extruded      **Escutcheon:** Cast



Function	Description	Finish: 606, 612, 619, 626	Finish: 605, 613, 722	Finish: 611, 618, 622, 625, 629, 630
T12M10	Passage	\$352.00	\$376.00	\$388.00
T12M50	Dummy			
T12M55	Classroom			
T12M57	Nightlatch			

**ED7800 Concealed Vertical Rod Trim**

Cylinder is not included.

**Trim Design: O5 Operator**

**Escutcheon:** Cast



Function	Description	Finish: 606, 612, 619, 626	Finish: 605, 613, 722	Finish: 611, 618, 622, 625, 629, 630
O557	Nightlatch	\$172.00	\$190.00	\$208.00

### Cylinder Options

Description	Specify Quick Code	Add or Deduct
Conventional 6-pin <sup>7</sup>	6P*	Add \$53.00 per cylinder
Conventional 7-pin <sup>7</sup>	7P	Add \$55.00 per cylinder
Pyramid Security fixed core <sup>1, 5, 6</sup>	PS	Add \$84.00 per cylinder
Pyramid Security IC <sup>2, 6</sup>	PCS	Add \$130.00 per cylinder
Pyramid High Security fixed core <sup>1, 5, 6</sup>	PHS	Add \$102.00 per cylinder
Pyramid High Security IC <sup>2, 6</sup>	PCHS	Add \$147.00 per cylinder
Pyramid IC with temporary construction core <sup>2, 6</sup>	CTP	Add \$102.00 per cylinder
Pyramid IC with temporary disposable core <sup>1, 3, 6</sup>	CTPD	Add \$53.00 per cylinder
Pyramid IC less core <sup>2, 6</sup>	CLP	Add \$53.00 per cylinder
Security <sup>1</sup>	HS	Add \$116.00 per cylinder
Security IC <sup>2</sup>	CHS	Add \$163.00 per cylinder
Blockout function	BO	Add \$126.00 per cylinder
IC 6-pin <sup>2</sup>	C6	Add \$97.00 per cylinder
IC 6-pin with temporary construction core <sup>2</sup> (Red)	CT6R	Add \$102.00 per cylinder
IC 6-pin with temporary construction core <sup>2</sup> (Blue)	CT6B	Add \$102.00 per cylinder
IC 6-pin with temporary construction core <sup>2</sup> (Green)	CT6G	Add \$102.00 per cylinder
IC 6-pin with temporary disposable core <sup>2</sup>	CT6D	Add \$53.00 per cylinder
IC 6-pin less core <sup>2</sup>	CL6	Add \$53.00 per cylinder
IC 7-pin <sup>3</sup>	C7	Add \$107.00 per cylinder
IC 7-pin with temporary construction core <sup>3</sup> (Red)	CT7R	Add \$112.00 per cylinder
IC 7-pin with temporary construction core <sup>3</sup> (Blue)	CT7B	Add \$112.00 per cylinder
IC 7-pin with temporary construction core <sup>3</sup> (Green)	CT7G	Add \$112.00 per cylinder
IC 7-pin with temporary disposable core <sup>3</sup>	CT7D	Add \$55.00 per cylinder
IC 7-pin less core <sup>3</sup>	CL7	Add \$55.00 per cylinder
Less master ring cylinder <sup>4</sup>	MR-LC	No Charge
Master Ring <sup>4</sup>	MR	Add \$81.00 per cylinder

\*6P cylinder option is supplied in 6-pin, L4 keyway, 0-bitted with two nickel silver keys.

Notes:

- |                                    |  |  |
|------------------------------------|--|--|
| 1. Available on outside trim only. | 4. Available on C4, D4, E4, O3, O4 trims only.           | 6. Pyramid is not available on ED7600 with door thicknesses over 2-1/4". |
| 2. Not available on O5 trim.       | 5. Not available on ED7600 C4M, D4M, E4M B5M, G6M trims. | 7. Not available on P4, P5, P6, P7 trims.                                |
| 3. Rim only.                       |  |  |

### Keying Options

Description	Specify Quick Code	Add or Deduct
0-Bitted with 2 blank keys	(standard)	No Charge
Keyed Random	KR	No Charge
Master Keyed (all cylinders except 8000, 8020, 8027 IC core)	specify keyset	Add \$10.00 per cylinder
Master Keyed Pyramid	specify keyset	Add \$10.00 per cylinder
Master Keyed Security (including IC cylinder and core)	specify keyset	Add \$10.00 per cylinder
Master Keyed (8000, 8020, 8027 IC core)	specify keyset	No Charge
Master Keyed to customer bittings or sample key	specify keyset	Add \$12.00 per cylinder
Construction master keyed <sup>1, 2</sup>	CMK	Add \$10.00 per cylinder
Visual key control (VKC)		
- No Stamping	VKC0	Add \$3.70 per cylinder
- Keys only	VKC1	No Charge
- Cylinders and Keys <sup>3</sup>	VKC2	Add \$3.70 per cylinder
- Cylinders only <sup>3</sup>	VKC3	Add \$3.70 per cylinder
Concealed key control (CKC)		
- CKC cylinders with VKC keys	CKC2	Add \$3.70 per cylinder
- CKC cylinders only <sup>3</sup>	CKC3	Add \$3.70 per cylinder

Notes:

1. CMK Construction master keying charge is in addition to master keying charge.
2. CMK Construction master keying is not available in Pyramid or Security series.
3. VKC2, VKC3, CKC3 are not available in Pyramid or Security series.

## Strike Options

To purchase strike separately, see catalog for part no.

Description	Specify Quick Code	Add or Deduct
Open rim strike on ED7200	(standard)	No Charge
Rim strike	S07	
Rim strike for aluminum frames with blade stops	S08	
Mortised adjustable rim strike	S04	
Vertical rod top strike on ED7400 device	(standard)	
Vertical rod bottom strike on ED7400		
Vertical rod flush bottom strike on ED7400 device	S03	
Concealed vertical rod top strike on ED7800 device	(standard)	
Fire rated concealed vertical rod top strike on ED7800A device	(standard)	
Fire rated concealed vertical rod bottom strike on ED7800 and ED7800A devices	(standard)	

Description	Lip Length	Specify Quick Code	Add or Deduct
Mortise straight lip ANSI strike on ED7600, ED7600A	1-1/8"	(standard)	No Charge
	1-1/4"	ST114	
	1-3/8"	ST138	
Mortise open back strike	1-3/4"	SB134	Add \$66.00 per device
	2"	SB200	Add \$98.00 per device
	2-1/4"	SB214	

### Door Width Options

Description	Specify Quick Code	Add or Deduct
36"	(standard)	No Charge
48"	W048	Add \$29.00 per device

### Door Thickness Options

Description	Specify Quick Code	Add or Deduct
1-3/4"	(standard)	No Charge
2" (Not available for ED7800 Series)	D200	
2-1/4" (Not available for ED7800 Series)	D214	

### Door Height Options

Description	Specify Quick Code	Add or Deduct
7'6" (ED7400 devices)	(standard)	No Charge
7'2" (ED7400A & 7800A devices)	(standard)	
10'0" (ED7400 devices only)	H1000	Add \$62.00 per device
10'8" (ED7800 devices only)	H1008	

### Miscellaneous Options

Description	Specify Quick Code	Add or Deduct
Spanner head screws	M02	Add \$27.00 per device
ANSI wrought strike box (for mortise only)	M17	No Charge
Knurling outside and inside (trim and device)	M20	Add \$120.00 per device
Knurling outside only (trim side)	M21	Add \$56.00 per device
Knurling inside only (device side)	M22	Add \$64.00 per device
Abrasive coat outside and inside (trim and device)	M23	Add \$78.00 per device
Abrasive coat inside only (device side)	M24	Add \$39.00 per device
Abrasive coat outside only (trim side)	M25	Add \$39.00 per device
Stainless steel crossbar <sup>1</sup>		
- When ordered with 626 or 630 finish	M50	No Charge
- All other finishes	M50	Add \$64.00 per device
Less dogging	M51	No Charge
Steel reinforced crossbar	M53	Add \$56.00 per device
Sex nuts and bolts (SNBs)	M54	No Charge
Shim for 2-3/4" backset on doors with 1/2" stop (for ED7200 only)	M59	Add \$17.00 per device
Less latch hold-back (for ED7200 and ED7600 devices only)	M66	No Charge

**Note:**

1. Not available with M22 or M20 option.

**Mortise Lock Only**

Includes lockcase, armored front, strike and screw pack. No cylinder.

**Ordering Example**

Qty	Lock Number	Hand	Finish
10	MLE09	RHR	626

Lock Number	Description	Finish: 605, 606, 611, 612, 613, 622, 625, 626, 629, 630
MLE08	ED7600	\$400.00
MLE09	ED7600A	\$410.00

**Removable Mullion**

**Ordering Example**

Quantity	Mullion Number
10	507

Mullion Number	Description	Price
507	For doors up to 7'2"	\$428.00
510	For doors up to 10'	\$522.00



**Standard Features**

**Handing**

ED8200 Non-handed  
ED8400 Handed; specify hand

**Door Thickness**

1-3/4"

**Backset**

2-3/4"

**Bar Length**

36 standard; 30", 42" and 48"  
available. Easily field cut to  
size.

**Projection**

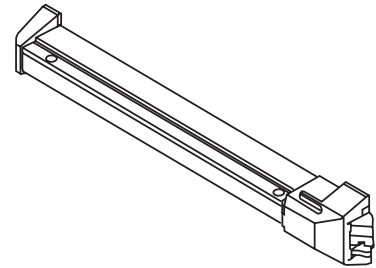
2-1/2"

**Trim**

Cylinder is not included.  
See page ED8000-7 for  
cylinder options.

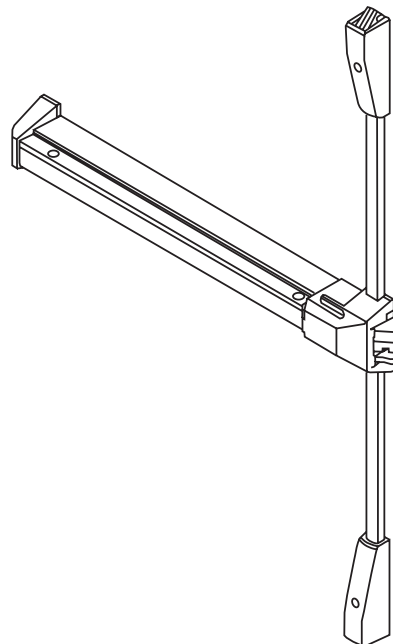
**RIM**

<b>ED8200</b>	<b>Panic</b>
<b>ED8200B</b>	<b>1-1/2 Hour Fire Rated</b>
<b>ED8200A</b>	<b>3 Hour Fire Rated</b>



**VERTICAL ROD**

<b>ED8400</b>	<b>Panic</b>
<b>ED8400A</b>	<b>3 Hour Fire Rated</b>



**Ordering Example**

**Rim Exit Device**

Quantity	Exit Device	Finish
20	ED8200	689

**Rim Exit Device with Trim**

Quantity	Exit Device	Trim/Function	Finish		Hand	Door Thickness	Door Width	Misc. Options
			Trim	Device				
50	ED8200A	A657	613	690	RHR	D200	W048	M58

**Trim Only (Rim or Vertical Rod)**

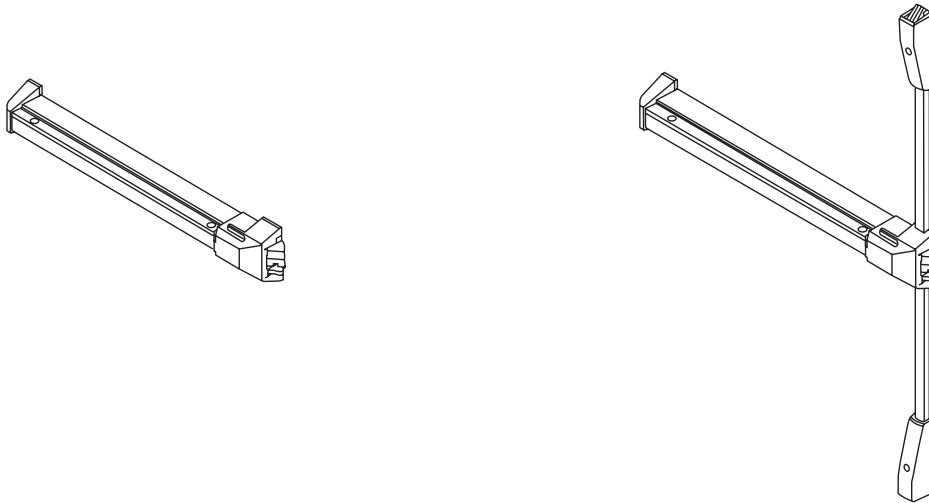
Quantity	Trim/Function	Finish	Hand
10	N655	606	RHR

**Vertical Rod Exit Device with Trim**

Quantity	Exit Device	Trim/Function	Finish		Hand	Optional Strike	Door Width	Height
			Trim	Device				
50	ED8400	PR610	626	689	RHR	S03	W048	H1000

**Contract/Detailed Order - Rim Exit Device with Trim**

Quantity	Keyset	Exit Device	Trim/Function	Finish		Hand	Door Thickness	Door Width	Optional Cylinder	Keying
				Trim	Device					
50	AA1	ED8200	N655	626	689	LHR	D200	W048	C6	VKC3



**30", 36" and 42" Exit Devices**

Includes device, strike(s) and screw pack. No cylinder or trim.

**Rim ED8200 Series**

Function	Description	Finish: 689, 690, 691
ED8200	Panic	\$327.00
ED8200B	1-1/2 Hour Fire Rated	\$383.00
ED8200A	3 Hour Fire Rated	\$453.00

**Vertical Rod ED8400 Series**

Function	Description	Finish: 689, 690, 691
ED8400	Panic	\$565.00
ED8400A	3 Hour Fire Rated	\$691.00

For exit trim prices see pages ED8000-4 through ED8000-6.  
Caution: Be sure of your measurements. Exit devices are NOT returnable.

**ED8200/ED8400 Rim and Vertical Rod Trim**


Cylinder is not included, except where noted.

**Rose Trim Design: A6 Armstrong**



**Lever:** Die cast zinc  
Cylinder included

**Rose:** Wrought brass or bronze



Function	Description	Finish: 606 612, 619, 626	Finish: 605, 611, 613, 625, 722
A610	Passage	\$203.00	\$213.00
A650	Dummy	\$169.00	\$179.00
A655	Classroom	\$215.00	\$225.00
A657	Nightlatch <sup>1</sup>		
A659	Storeroom		

**Rose Trim Design: N6 Newport**



**Lever:** Die cast zinc  
Cylinder included

**Rose:** Wrought brass or bronze



Function	Description	Finish: 606 612, 619, 626	Finish: 605, 611, 613, 625, 722
N610	Passage	\$203.00	\$213.00
N650	Dummy	\$169.00	\$179.00
N655	Classroom	\$215.00	\$225.00
N657	Nightlatch <sup>1</sup>		
N659	Storeroom		

**Rose Trim Design: PR6 Princeton**



**Lever:** Die cast zinc  
Cylinder included

**Rose:** Wrought brass or bronze



Function	Description	Finish: 606 612, 619, 626	Finish: 605, 611, 613, 625, 722
PR610	Passage	\$203.00	\$213.00
PR650	Dummy	\$169.00	\$179.00
PR655	Classroom	\$215.00	\$225.00
PR657	Nightlatch <sup>1</sup>		
PR659	Storeroom		

Note:  
1. Not recommended for use with ED8400 and ED8400A surface vertical rod exit devices.

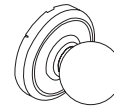
**ED8200/ED8400 Rim and Vertical Rod Trim**

Cylinder is not included, except where noted.

**Rose Trim Design: G10 Global**

**Knob:** Wrought  
Cylinder included

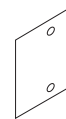
**Rose:** Wrought



Function	Description	Finish: 619, 626	Finish: 606, 612, 613, 722	Finish: 605, 611, 625
G1010	Passage	\$167.00	\$173.00	\$181.00
G1055	Classroom	\$181.00	\$187.00	\$195.00
G1050	Dummy	\$167.00	\$173.00	\$181.00
G1057	Nightlatch <sup>1</sup>	\$181.00	\$187.00	\$195.00
G1059	Storeroom	\$181.00	\$187.00	\$195.00

**Flat Plate Trim Design: F1 Flat Plate**

**Plate:** Steel



Function	Description	Finish: 689, 690, 691	Finish: 606, 612, 619, 622, 626	Finish: 605, 611, 625
F150	Dummy	\$53.00	\$67.00	\$75.00
F157	Nightlatch <sup>1</sup>			

**Pull Trim Design: P1 Z-Pull** 

**Pull:** Extruded



Function	Description	Finish: 622, 619, 626	Finish: 605, 612, 613, 722	Finish: 605, 611, 625
P150	Dummy	\$165.00	\$171.00	\$181.00
P157	Nightlatch <sup>1</sup>			

Note:  
1. Not recommended for use with ED8400 and ED8400A surface vertical rod exit devices.

**ED8200/ED8400 Rim and Vertical Rod Trim**

Cylinder is not included, except where noted.

**Pull Trim Design: P2 Offset Pull**



**Pull:** Extruded

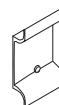


Function	Description	Finish: 619, 622, 626	Finish: 605, 612, 613, 722	Finish: 605, 611, 625
P250	Dummy	\$205.00	\$209.00	\$219.00
P257	Nightlatch <sup>1</sup>			

**Pull Trim Design: P8 Wing Pull**



**Pull:** Extruded



Function	Description	Finish: 689, 690, 691
P850	Dummy	\$57.00
P857	Nightlatch <sup>1</sup>	

**Trim Design: KO Key Only**

Note: Available with cylinder option only.  
Example: KO57 x 6P



Function	Description	Finish: 605, 606, 611, 612, 613, 619, 622, 625, 626, 722
KO57	Nightlatch <sup>1</sup>	See cylinder option Price, pg. ED8000-7

Note:

1. Not recommended for use with ED8400 and ED8400A surface vertical rod exit devices.

**Cylinder Options\***
**All Trim**

Description	Specify Quick Code	Add or Deduct
Conventional 7-pin	7P	Add \$55.00 per cylinder
Security	HS	Add \$116.00 per cylinder

**Rim Cylinder Trim**

Description	Specify Quick Code	Add or Deduct
Conventional 6-pin	6P**	Add \$53.00 per cylinder
Pyramid Security fixed core	PS	Add \$84.00 per cylinder
Pyramid Security IC	PCS	Add \$130.00 per cylinder
Pyramid High Security fixed core	PHS	Add \$102.00 per cylinder
Pyramid High Security IC	PCHS	Add \$147.00 per cylinder
Pyramid IC with temporary construction core	CTP	Add \$102.00 per cylinder
Pyramid IC with temporary disposable core	CTPD	Add \$53.00 per cylinder
Pyramid IC less core	CLP	Add \$53.00 per cylinder
Security IC	CHS	Add \$163.00 per cylinder
IC 6-pin	C6	Add \$97.00 per cylinder
IC 6-pin with temporary construction core (Red)	CT6R	Add \$102.00 per cylinder
IC 6-pin with temporary construction core (Blue)	CT6B	Add \$102.00 per cylinder
IC 6-pin with temporary construction core (Green)	CT6G	Add \$102.00 per cylinder
IC 6-Pin with temporary disposable core	CT6D	Add \$53.00 per cylinder
IC 6-pin less core	CL6	Add \$53.00 per cylinder
IC 7-pin	C7	Add \$107.00 per cylinder
IC 7-pin with temporary construction core (Red)	CT7R	Add \$112.00 per cylinder
IC 7-pin with temporary construction core (Blue)	CT7B	Add \$112.00 per cylinder
IC 7-pin with temporary construction core (Green)	CT7G	Add \$112.00 per cylinder
IC 7-Pin with temporary disposable core	CT7D	Add \$55.00 per cylinder
IC 7-pin less core	CL7	Add \$55.00 per cylinder
Blockout function	BO	Add \$126.00 per cylinder

**Lever Trim**

Description	Specify Quick Code	Add or Deduct
Pyramid Security fixed core	PS	Add \$32.00 per cylinder
Pyramid Security IC	PCS	Add \$77.00 per cylinder
Pyramid High Security fixed core	PHS	Add \$49.00 per cylinder
Pyramid High Security IC	PCHS	Add \$94.00 per cylinder
Security IC	CHS	Add \$110.00 per cylinder
IC 6-pin	C6	Add \$44.00 per cylinder
IC 6-pin with temporary construction core (Red)	CT6R	Add \$49.00 per cylinder
IC 6-pin with temporary construction core (Blue)	CT6B	Add \$49.00 per cylinder
IC 6-pin with temporary construction core (Green)	CT6G	Add \$49.00 per cylinder
IC 6-pin with temporary disposable core	CT6D	No Charge
IC 6-pin less core	CL6	No Charge
IC 7-pin	C7	Add \$52.00 per core
IC 7-pin with temporary construction core (Red)	CT7R	Add \$57.00 per core
IC 7-pin with temporary construction core (Blue)	CT7B	Add \$57.00 per core
IC 7-pin with temporary construction core (Green)	CT7G	Add \$57.00 per core
IC 7-pin with temporary disposable core	CT7D	No Charge
IC 7-pin less core	CL7	No Charge
Less (1) cylinder	LC	Deduct \$47.00

\*Optional alarm unit cylinder and trim are keyed alike unless otherwise specified.

If different keying is required, specify outside cylinder, then inside cylinder.

\*\*6P cylinder option is supplied in 6-pin, L4 keyway, 0-bitted with two nickel silver keys.

### Keying Options\*

Description	Specify Quick Code	Add or Deduct
0-Bitted with 2 blank keys	(standard)	No Charge
Keyed random	KR	No Charge
Master Keyed (all cylinders except (8000, 8020, 8027 IC core))	specify keyset	Add \$10.00 per cylinder
Master Keyed Pyramid	specify keyset	Add \$10.00 per cylinder
Master Keyed Security (including IC cylinder and core)	specify keyset	Add \$10.00 per cylinder
Master Keyed 8000, 8020, 8027 IC core	specify keyset	No Charge
Master Keyed to customer bittings or sample key	specify keyset	Add \$12.00 per cylinder
Construction master keyed <sup>1,2</sup>	CMK	Add \$10.00 per cylinder
Visual key control (VKC)		
- No Stamping	VKC0	Add \$3.70 per cylinder
- Keys only	VKC1	No Charge
- Cylinders and Keys <sup>3</sup>	VKC2	Add \$3.70 per cylinder
- Cylinders only <sup>3</sup>	VKC3	Add \$3.70 per cylinder
Concealed key control (CKC)		
- CKC cylinders with VKC keys	CKC2	Add \$3.70 per cylinder
- CKC cylinders only <sup>3</sup>	CKC3	Add \$3.70 per cylinder

**Notes:**

1. CMK Construction master keying charge is in addition to master keying charge.

2. CMK construction master keying is not available in Pyramid or Security Series.

3. VKC2, VKC3, CKC3 are not available in Pyramid or Security series.

\*For key bows other than 10 and 90, specify 'KB' + bow number as Quick Code, e.g. KB12. No extra charge.

### Door Width Options

Door Width	Specify Quick Code	Add or Deduct
36"	(standard)	No Charge
30"	W030	
42"	W042	
48"	W048	Add \$29.00 per device

### Door Thickness Options

Door Thickness	Specify Quick Code	Add or Deduct
1-3/8" (G10, A6, N6, PR6 Trim only)	D138	No Charge
1-3/4"	(standard)	
2"	D200	
2-1/4"	D214	

### Door Height Options

Door Height	Specify Quick Code	Add or Deduct
7'6" (ED8400 devices)	(standard)	No Charge
8'0" (ED8400A devices)	(standard)	
10'0" (ED8400 devices only)	H1000	

### Miscellaneous Options

Description	Specify Quick Code	Add or Deduct
Less cylinder with tailpiece for Schlage® cylinder (A6, N6, PR6 designs only)	M06	Deduct \$16.00 per trim
Lever to accept 6- or 7-pin Best-type core (N6, PR6 design only)	M08	No Charge
Lever to accept Sargent® cylinder (N6, PR6 design only)	M09	
Lever to accept <i>Schlage</i> IC core (N6, PR6 design only)	M69	
Knurling outside only (trim side)	M21	Add \$55.00 per lockset
Abrasive coat outside and inside (trim and device)	M23	Add \$78.00 per lockset
Abrasive coat inside only (device side)	M24	Add \$39.00 per lockset
Abrasive coat outside only (trim side)	M25	Add \$39.00 per lockset
Less dogging	M51	No Charge
Sex nuts and bolts (SNBs) <sup>1</sup>	M54	No Charge
Mullion Stabilizer	M57	Add \$52.00 per mullion
Shim kit (for vision light)		
- Rim device	M58	Add \$52.00 to device
- Vertical Rod device	M58	Add \$94.00 to device
Shim for 2-3/4" backset on doors with 1/2" stop	M59	Add \$26.00 to device
Exit alarm (for rim devices only)		
- Rim	M61	Add \$493.00 to device
- 1-1/2" hour fire rated rim	M61	Add \$498.00 to device
Exit alarm with delay (for rim devices only)		
- Rim	M62	Add \$520.00 to device
- 1-1/2" hour fire rated rim	M62	Add \$515.00 to device

Note:

1. Not available with D138 option.

### Strike Options\*

Description	Specify Quick Code	Add or Deduct
Rim strike on ED8200, ED8200B devices	(standard)	No Charge
Fire rated Rim strike on ED8200A devices		
Rim x Vertical Rod strike for pairs of doors	S02	Add \$31.00 to device
Vertical Rod top strike on ED8400 device	(standard)	No Charge
Vertical Rod surface projecting bottom strike on ED8400 device		
Vertical Rod flush bottom strike on ED8400 device	S03	No Charge
Fire rated Vertical Rod top strike on ED8400A device	(standard)	No Charge
Fire rated Vertical Rod bottom strike on ED8400A device	(standard)	No Charge

\*To purchase strike separately, see catalog or parts manual for part no.

**Alarm Kit**



**Ordering Example**

Quantity	Kit Number	Finish	Options
4	ED82AK	689	M62

Function	Description	Finish: 689, 690, 691
ED82AK	Cylinder is not included, M61 option	\$513.00
ED82AK	Cylinder is not included, M62 option	\$537.00

**Removable Mullion (Cylinder not included)**

Cylinder not included

**Ordering Example**

Quantity	Mullion Number
10	508

**Door Height Options**

Door Height	Specify	Price
Up to 8'0" 3 hour fire rated	508	\$555.00
Up to 10'0" (ED8200 only)	510	\$522.00
Up to 7'0"	707A	\$555.00
Up to 8'0"	708A	\$555.00
Up to 10'0" (ED8200 only)	710	\$522.00
Retrofit kit for existing 700 series mullions	KRM700A	\$305.00

**Options**

Description	Specify Quick Code	Add or Deduct
707A, 708A, 710 mullions, keyed removable	KM	Add \$305.00 per mullion
Door frame filler block for double rabbeted frames	M95	Add \$27.00 per mullion
Door frame angle bracket for aluminum frames	M96	Add \$35.00 per mullion

**Standard Features**

**Handing**

Non-handed

**Spring Power**

DC3200 Series: Non-sized fully adjustable 1 thru 6.

**Degree of Opening**

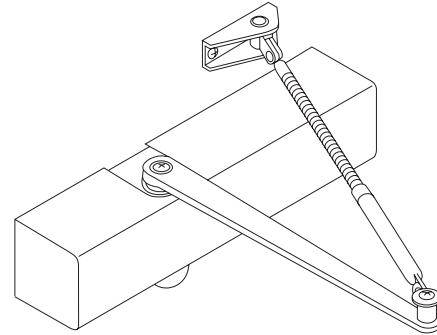
Up to 180° opening standard for regular, top jamb and parallel arm mounting.

**Case Quantity**

4

**Case Weight**

42 lbs



**Ordering Examples**

**Stock Order**

Quantity	Series/Mounting	Finish
48	DC3210	689

**Contract Order**

Quantity	Series/Mounting	Arm	Finish	Option
100	DC3210	A4	689	M54

**DC3200 Series**

Non-sized: full adjustability from sizes 1-6

Function	Description	Finish: 600, 689, 690, 691, 693, 696
DC3200	Regular arm	\$234.00
DC3210	Parallel arm	
DC3220	Top jamb	

DC3210 closers are tri-packed standard (for regular arm, top jamb or parallel arm mounting) unless specialty arm is requested.

### Arm Options

Description	Specify Quick Code	Add or Deduct
Hold open arm	A1	Add \$28.00 per closer
Heavy-duty parallel arm with hold open	A2	Add \$40.00 per closer
Heavy-duty parallel arm	A3	Add \$19.00 per closer
Heavy-duty parallel arm with backstop	A4	Add \$36.00 per closer
Heavy-duty parallel arm with backstop & hold open	A5	Add \$64.00 per closer
Heavy-duty regular arm	A10	Add \$19.00 per closer

### Miscellaneous Options

Description	Specify Quick Code	Add or Deduct
Sex nuts and bolts (SNB)	M54	No Charge
Backcheck intensity	(standard)	No Charge
Delayed Action	M71	Add \$28.00 per closer
Full Cover	(standard)	No Charge
Corrosion protection	M75	Add \$12.00 per closer
Slim Cover	M76	No Charge

### Miscellaneous Brackets

Description	Specify Quick Code	Add or Deduct
Parallel arm flush transom bracket	M82	Add \$19.00 per closer
Parallel arm offset bracket	M83	Add \$21.00 per closer
Mortise arm bracket for regular arm mounting	M84	Add \$21.00 per closer
Angle Support bracket	M85	Add \$21.00 per closer

### Door Thickness

Description	Specify
1-3/8"	D138
1-3/4"	(standard)

### Drop Plates

Closer Series	Old Quick Ship #	Part Number			
		With Slim Cover	List Price	With Full Cover	List Price
DC3210	M80	188F65	\$35.00	597F58	\$41.00
DC3220	M80	188F65	\$35.00	188F65	\$35.00

**Standard Features**

**Handing**

Non-handed

**Spring Power**

Sizes 2 through 5

**Degree of Opening**

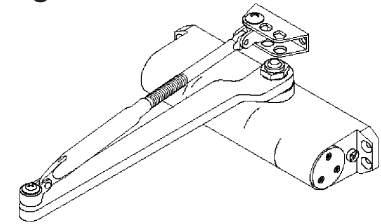
Up to 180° opening standard for regular, top jamb and parallel arm mounting.

**Case Quantity**

8

**Case Weight**

50 lbs



**Ordering Examples**

**Stock Order**

Quantity	Series/Mounting	Finish
48	DC4604	689

**Contract Order**

Quantity	Series/Mounting	Arm	Finish	Option
48	DC4604	A1	689	M54

**DC4600 Series**

Sized: non-adjustability.

Function	Description		Finish: 600, 689, 690, 691, 693, 696
DC4602	Regular Arm Top Jamb	Size 2	\$132.00
DC4603		Size 3	
DC4604		Size 4	
DC4605		Size 5	
DC4612	Parallel Arm	Size 2	\$132.00
DC4613		Size 3	
DC4614		Size 4	
DC4615		Size 5	

**Arm Options**

Description	Specify Quick Code	Add or Deduct
Hold open arm	A1	Add \$28.00 per closer

**Miscellaneous Options**

Description	Specify Quick Code	Add or Deduct
Sex nuts and bolts (SNB)	M54	No Charge
Backcheck	(standard)	No Charge
Corrosion protection	M75	Add \$12.00 per closer
Narrow top jamb plate	M80	Add \$26.00 per closer
Tri-package Parallel Arm	M100	Add \$4.00 per closer

**Door Thickness**

Description	Specify
1-3/8"	D138
1-3/4"	(standard)

**Drop Plates**

Closer Series	Part Number	List Price
DC4600	446F10	\$32.00



**Standard Features**

**Handing**

Non-handed

**Spring Power**

DC6200 Series: sizes 1 thru 6 non-sized fully adjustable.

DC6400 Series: sizes 1 thru 6 half-size adjustability.

**Degree of Opening**

Up to full 180° opening standard for regular, top jamb and parallel arm applications.


**Case Quantity**

4

**Case Weight**

DC6200 42 lbs

DC6400 42 lbs



**Ordering Example**

**Stock Order**

Quantity	Series/Mounting	Finish
100	DC6210	689

**Contract Order**

Quantity	Series/Mounting	Arm	Finish	Door Thickness
100	DC6406	A6	689	D138

### DC6200 Series

Non-sized: full adjustability from sizes 1-6

Function	Description	Finish: 600, 689, 690, 691, 693, 696
DC6200	Regular arm	\$275.00
DC6210	Parallel arm	
DC6220	Top jamb	
DC6230	Pull side track**	\$335.00
DC6240	Push side track	

DC6210 closers are tri-packed standard (for regular arm, top jamb or parallel arm mounting) unless specialty arm is requested.  
\*\*Minimum 3" top jamb required.

### DC6400 Series

Sized: 1/2-size adjustability

Function	Description	Finish: 600, 689, 690, 691, 693, 696	
DC6401	Regular arm	\$275.00	
DC6402			Size 1
DC6403			Size 2
DC6404			Size 3
DC6405			Size 4
DC6406			Size 5
DC6411	Parallel arm	\$275.00	
DC6412			Size 1
DC6413			Size 2
DC6414			Size 3
DC6415			Size 4
DC6416			Size 5
DC6421	Top jamb	\$275.00	
DC6422			Size 1
DC6423			Size 2
DC6424			Size 3
DC6425			Size 4
DC6426			Size 5
DC6433	Pull side track	\$335.00	
DC6434			Size 3
DC6435			Size 4
DC6436			Size 5
DC6443	Push side track	\$335.00	
DC6444			Size 3
DC6445			Size 4
DC6446			Size 5

Note: See page DC6000-3 for plated finishes.  
DC641X closers are tri-packed standard (for regular arm, top jamb or parallel arm mounting) unless specialty arm is requested.

### Arm Options

Description	Specify Quick Code	Add or Deduct
Hold open arm	A1	Add \$28.00 per closer
Heavy-duty parallel arm with hold open	A2	Add \$40.00 per closer
Heavy-duty parallel arm	A3	Add \$19.00 per closer
Heavy-duty parallel arm with backstop	A4	Add \$36.00 per closer
Heavy-duty parallel arm with backstop & hold open	A5	Add \$64.00 per closer
Deep reveal (3-1/4" - 7-1/4")	A6	No Charge
Deep reveal with hold open	A8	Add \$28.00 per closer
Heavy-duty regular arm	A10	Add \$19.00 per closer
Heavy-duty Unitro®	A11*	Add \$128.00 per closer
Heavy-duty Unitro® with hold open	A12*	Add \$160.00 per closer
Heavy-duty parallel arm with extra clearance	A13	Add \$23.00 per closer
Heavy-duty friction hold open arm	A14	Add \$44.00 per closer
Push side track with hold open	A1	Add \$28.00 per closer

\* Specify door width

### Door Width Options

Description	Specify Quick Code	Add or Deduct
A11, A12 door width 28"- 32"	W28	No Charge
A11, A12 door width 33"- 41"	W33	
A11, A12 door width 42"- 48"	W42	

### Finish Options\*

Description	Add or Deduct
Painted finishes: 600, 689, 690, 691, 693, 696	(standard)
Plated finishes: specify 605, 606, 611, 612, 625, 626	
Regular, parallel, hold open:	
- Plated arm & cover*	Add \$308.00 per closer
- Plated cover (metal)	Add \$124.00 per closer
- Plated arm*	Add \$184.00 per closer
Heavy-Duty arms (A2, A3, A4, A5, A10, A11, A12, A13, A14) are not available plated. Track & arm for track-type closers are not available plated.	

\*For split finish of closer cover and arm, specify cover first, then arm finish; e.g. DC6200 x 625 x 689.

### Door Thickness

Description	Specify
1- 3/8"	D138
1- 3/4"	(standard)

### Handing

Description	Specify
Left Hand	LH
Right Hand	RH
Left Hand Reverse	RH
Right Hand Reverse	LH

### Miscellaneous Options

Description	Specify Quick Code	Add or Deduct
Torx® Screws	M04	Add \$19.00 per closer
Sex nuts and bolts (SNB)	M54	No Charge
Backcheck intensity and location valves	(standard)	No Charge
Delayed Action	M71	Add \$28.00 per closer
Full Cover	(standard)	No Charge
Full Metal Cover	M73	Add \$8.00 per closer
Extreme temperature fluid	(standard)	No Charge
Corrosion protection	M75	Add \$12.00 per closer
Slim Cover	M76	No Charge
Security package*	M87	A2-Arm - Add \$67.00 per closer
		A3 Arm - Add \$46.00 per closer
		A4 Arm - Add \$63.00 per closer
		A5 Arm - Add \$91.00 per closer
		A10 Arm - Add \$46.00 per closer

\*M87 includes full metal cover, Torx® fasteners and A2, A3, A4, A5, or A10 arm. Specify arm when ordering.

### Blade Stop Spacer

Description	Specify Quick Code	Add or Deduct
1/2" spacer (597F92)	M77	Add \$14.00 per closer
5/8" spacer (597F93)	M78	Add \$24.00 per closer

### Miscellaneous Brackets

Description	Specify Quick Code	Add or Deduct
HD PA flush transom bracket (used with all parallel arms except the Unitrol®)	M79	Add \$26.00 per closer
Parallel arm flush transom bracket	M82	Add \$19.00 per closer
Parallel arm offset bracket	M83	Add \$21.00 per closer
Mortise arm bracket for regular arm mounting	M84	Add \$21.00 per closer
Angle support bracket	M85	Add \$21.00 per closer
Deep Reveal Reinforcement Kit	M103	Add \$21.00 per closer
Flush partition bracket	M104	Add \$16.00 per closer
Lead lined cover (metal cover only)	M108	Add \$12.00 per closer

### Retrofit Kits

Description	Specify Quick Code	Add or Deduct
To replace 4040 Reg.	M101A	Add \$44.00 per closer
To replace 4040 PA	M101B	
To replace 4110 EDA	M101C	
To replace 4010 Reg.	M101D	

### Drop Plates

Closer Series	Old Quick Ship #	Part Number			
		With Slim Cover	List Price	With Full Cover	List Price
DC6210, DC6410 (Parallel)	M80	188F65	\$35.00	597F58	\$41.00
DC6220, DC6420 (Top Jamb)	M80	188F65	\$35.00	188F65	\$35.00
DC6230, DC6430 (Pull Side)	M81	294F40	\$39.00	597F59	\$35.00
DC6240, DC6440 (Push Side)	M102	294F40	\$39.00	597F59	\$35.00

**Standard Features**

**Handing**

Non-handed

**Spring Power**

DC8200 Series: sizes 1 thru 6 non-sized fully adjustable.

DC8200 Series: sizes 1 thru 6 half-size adjustability.

**Degree of Opening**


Up to full 180° opening standard for regular, top jamb and parallel arm applications.

**Case Quantity**

4

**Case Weight**

DC8200 54 lbs



**Ordering Example**

**Stock Order**

Quantity	Series/Mounting	Finish
100	DC8210	689

**Contract Order**

Quantity	Series/Mounting	Arm	Finish	Door Thickness
100	DC8206	A6	689	D138

**DC8200 Series**

Non-sized full adjustability from sizes 1-6

Function	Description	Finish: 600, 689, 690, 691, 693, 696
DC8200	Regular arm	\$308.00
DC8210	Parallel arm	
DC8220	Top Jamb	
DC8230	Pull side track**	\$348.00
DC8240	Push side track	

DC8210 closers are tri-packed standard (for regular arm, top jamb or parallel arm mounting) unless specialty arm is requested.  
\*Minimum 3" top jamb required.

**Factory Pre-Sized (available upon request)**

Function	Description		Finish: 600, 689, 690, 691, 693, 696
DC8201	Regular arm	Size 1	\$308.00
DC8202		Size 2	
DC8203		Size 3	
DC8204		Size 4	
DC8205		Size 5	
DC8206		Size 6	
DC8211	Parallel arm	Size 1	
DC8212		Size 2	
DC8213		Size 3	
DC8214		Size 4	
DC8215		Size 5	
DC8216		Size 6	
DC8221	Top Jamb	Size 1	
DC8222		Size 2	
DC8223		Size 3	
DC8224		Size 4	
DC8225		Size 5	
DC8226		Size 6	
DC8233	Pull side track	Size 3	\$348.00
DC8234		Size 4	
DC8235		Size 5	
DC8236		Size 6	
DC8243	Push side track	Size 3	
DC8244		Size 4	
DC8245		Size 5	
DC8246		Size 6	

DC821X closers are tri-packed standard (for regular arm, top jamb or parallel arm mounting) unless specialty arm is requested.

## Arm Options

Description	Specify Quick Code	Add or Deduct
Hold open arm	A1	Add \$28.00 per closer
Heavy-duty parallel arm with hold open	A2	Add \$40.00 per closer
Heavy-duty parallel arm	A3	Add \$19.00 per closer
Heavy-duty parallel arm with backstop	A4	Add \$36.00 per closer
Heavy-duty parallel arm with backstop & hold open	A5	Add \$64.00 per closer
Deep reveal (3-1/4" - 7-1/4")	A6	No Charge
Deep reveal with hold open	A8	Add \$28.00 per closer
Heavy-duty regular arm	A10	Add \$19.00 per closer
Unitrol® arm	A11*	Add \$128.00 per closer
Unitrol arm x hold open	A12*	Add \$160.00 per closer
Heavy-duty parallel arm with extra clearance	A13	Add \$23.00 per closer
Heavy-duty friction hold open	A14	Add \$44.00 per closer
Push side track with hold open	A1	Add \$28.00 per closer

\*Specify door width

## Door Width Options

Description	Specify Quick Code	Add or Deduct
A11, A12 - door width 28" - 32"	W28	No Charge
A11, A12 - door width 33" - 41"	W33	
A11, A12 - door width 42" - 48"	W42	

## Finish Options\*

Description	Add or Deduct
Painted finishes: 600, 689, 690, 691, 693, 696	(standard)
Plated finishes: specify 605, 606, 611, 612, 625, 626	
Regular, parallel, hold open:	
-Plated arm & metal cover*	Add \$308.00 per closer
-Plated metal cover**	Add \$124.00 per closer
-Plated arm*	Add \$184.00 per closer

Heavy-duty arms (A2, A3, A4, A5, A10, A11, A12, A13, A14) are not available plated.

Track & arm for track-type closers are not available plated.

\*For split finish of closer metal cover and arm, specify cover first, then arm finish e.g. DC8210 x M73 x RH x 625 x 689. \*\*Price of M73 option is not included.

**Miscellaneous Options**

Description	Specify Quick Code	Add or Deduct
Torx® Screws	M04	Add \$19.00 per closer
Sex nuts and bolts (SNB)	M54	No Charge
Backcheck valve	(standard)	No Charge
Delayed Action	M71	Add \$28.00 per closer
Full Cover	(standard)	No Charge
Full Metal Cover	M73	Add \$8.00 per closer
Extreme Temperature Fluid	(standard)	No Charge
Corrosion Protection	M75	Add \$12.00 per closer
Security Package*	M87	A2-Arm - Add \$67.00 per closer
		A3 Arm - Add \$46.00 per closer
		A4 Arm - Add \$63.00 per closer
		A5 Arm - Add \$91.00 per closer
		A10 Arm - Add \$46.00 per closer

\*M87 includes full metal cover, Torx® fasteners and A2, A3, A4, A5, A10 or A13. Specify arm when ordering

**Blade Stop Spacer**

Description	Specify Quick Code	Add or Deduct
1/2" spacer (597F92)	M77	Add \$14.00 per closer
5/8" spacer (597F93)	M78	Add \$24.00 per closer

**Miscellaneous Brackets**

Description	Specify Quick Code	Add or Deduct
HD PA flush transom bracket (used with all parallel arms except the Unitrol®)	M79	Add \$26.00 per closer
Parallel arm flush transom bracket	M82	Add \$19.00 per closer
Parallel arm offset bracket	M83	Add \$21.00 per closer
Mortise arm bracket for regular arm mounting	M84	Add \$21.00 per closer
Angle support bracket	M85	Add \$21.00 per closer
Deep reveal reinforcement kit	M103	Add \$21.00 per closer
Flush partition bracket (used with Unitrol® arm)	M104	Add \$16.00 per closer
Lead lined cover	M108	Add \$12.00 per closer

**Retrofit Kits**

Description	Specify Quick Code	Add or Deduct
To replace 4040 RA.	M101E	Add \$44.00 per closer
To replace 4040 PA.	M101F	

**Drop Plates**

<b>Closer Series</b>	<b>Part Number</b>	<b>List Price</b>
DC8200 (regular)	754F20	\$52.00
DC8200 (with concealed holder)	754F24	\$52.00
DC8210 (parallel)	754F25	\$52.00
DC8220 (top jamb)	754F24	\$52.00
DC8230 (pull side track)	754F25	\$52.00
DC8240 (push side track)	754F25	\$52.00



**Safeguard™ Door Controls**

Holder magnet voltage furnished the same as detector voltage, unless otherwise specified.  
Non-sized closer.  
689 and 690 Finishes.

**Ordering Example**

Quantity	Series/Mounting	Finish	Voltage
10	DC46930	689	24A

**Master Unit with Detector**

Model	Description	Price
DC46930	Pull side for RH and LH single doors and pair of doors	\$1,450.00
DC46935	Push side for LHR double egress doors	
DC46938	Pull side holder body with push side closer for reverse bevel doors	

**Companion Unit without Detector**

Model	Description	Price
DC46920	Pull side for RH and LH single doors and pair of doors	\$760.00
DC46925	Push side for LHR double egress doors	
DC46928	Pull side holder body with push side closer for reverse bevel doors	

**Voltage**

Description	Specify Quick Code
24VAC	24A
24VDC	24D
120VAC	120A



## Electromechanical Door Controls

Sex nuts and bolts are furnished standard.  
689 Finish.

### Ordering Example

Quantity	Series/Mounting	Finish	Voltage	Options
24	DC62930	689	24A	M54

## DC62900 Series

Model	Quick Code	Description	Finish: 600, 689, 690, 691, 693, 696
DC62930	ETD	Pull Side	Master Unit
DC62930	ETS		Slave Unit
DC62930	ET		Support Unit
DC62940	ETD	Push Side	Master Unit
DC62940	ETD		Slave Unit
DC62940	ET		Support Unit


## Miscellaneous Options

Description	Specify Quick Code	Add or Deduct
Torx® machine screws	M04	Add \$19.00 per closer
Sex nuts and bolts		
- DC62930	(standard)	(standard)
- DC62940	(standard)	(standard)
Backcheck intensity valve	M70	Add \$17.00 per closer
Deep reveal arm (1/8" - 3")	A6	\$38.00

## Voltage\*

Description	Specify Quick Code
24VAC	24A
24VDC	24D
120VAC	120A

For more information regarding Corbin Russwin Locksets, Exit Devices, Door Controls and Key Systems, contact your authorized Corbin Russwin Distributor or Sales Representative.



**Corbin Russwin Architectural Hardware**

225 Episcopal Road  
Berlin, CT 06037  
Phone 800-543-3658  
Fax 800-447-6714  
[www.corbinrusswin.com](http://www.corbinrusswin.com)

**Notice:** This price book takes precedence over the catalog as to the correctness and availability of items in our entire line.

Corbin Russwin and Design®, Corbin®, Russwin®, Infini-T® and Infiniti and Design® Access 800®, and SecureBolt® are registered trademarks of Corbin Russwin, Inc. Safeguard®, and Accessware® are trademarks of Corbin Russwin, Inc. Unitrol® is a registered trademark of Yale Security Inc.

KeyMark® is a registered trademark of Medeco Security Locks, Inc.

These materials are protected under US copyright laws. All contents current at time of publication.

Corbin Russwin Inc. reserves the right to change availability of any item in this catalog, its design, construction, and/or its materials. Other products' brand names may be trademarks or registered trademarks of their respective owners and are mentioned for reference purposes only.

Copyright © 2002 - 2008 Corbin Russwin, Inc. All rights reserved.  
Reproduction in whole or in part without the express written permission of Corbin Russwin, Inc. is prohibited.

ASSA ABLOY is the global leader in door opening solutions, dedicated to satisfying end-user needs for security, safety and convenience.