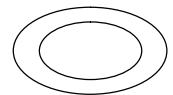



**LAVATORY FAUCET
K-280-9B**

FEATURES

- Brass construction
- Flexible connections
- Brass valve bodies
- Quarter-turn washerless ceramic disc valves
- 4-5/8" spout
- 2.0 gallons per minute
- Pop-up drain with lift rod and tailpiece
- Oval handles



CODES/STANDARDS APPLICABLE

Specified model meets or exceeds the following:

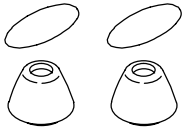
- ASME/ANSI A112.18.1M
- Energy Policy Act of 1992
- NSF 61

COLORS/FINISHES

- CP Polished Chrome
- PB Polished Brass
- Other Refer to Faucets Price Book for additional finishes

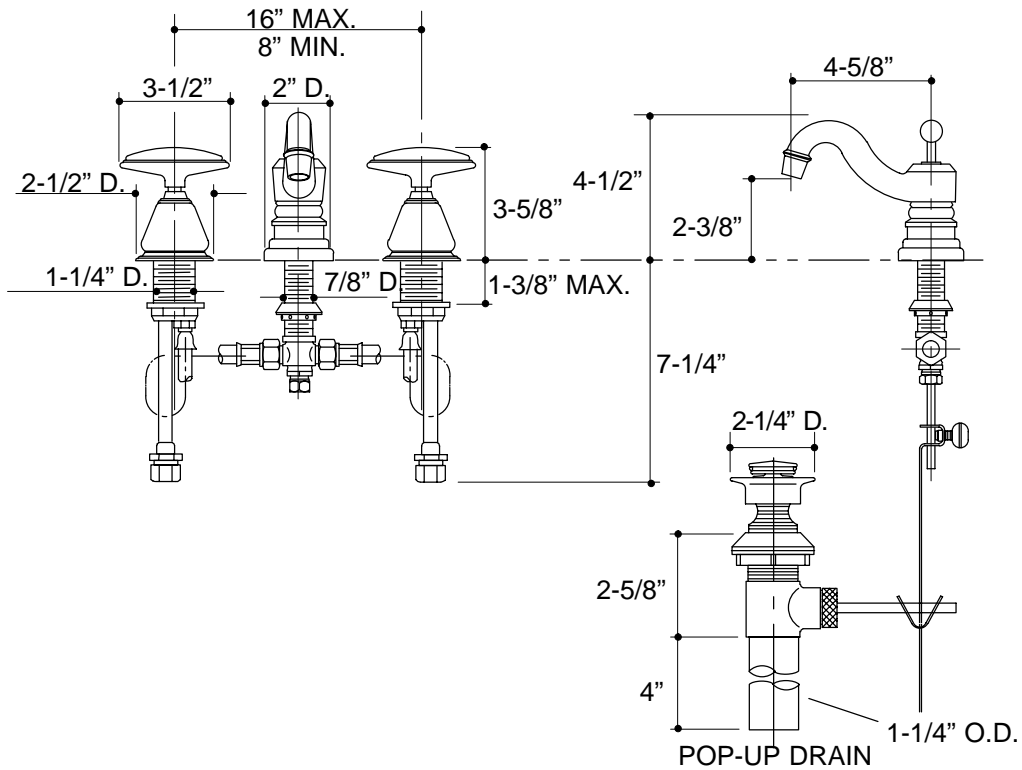
SPECIFIED MODEL:

Model	Description			
K-280-9B	Antique Widespread Lavatory Faucet	<input type="checkbox"/> CP	<input type="checkbox"/> PB	<input type="checkbox"/> Other_____

Required Accessory		
K-253	Ceramic Oval Handle Insets and Skirts, Pair, Garland Texture	<input type="checkbox"/> Other_____
K-258	Ceramic Oval Handle Insets and Skirts, Pair	<input type="checkbox"/> Other_____

PRODUCT SPECIFICATION:

Two-handle widespread lavatory faucet shall be of brass construction. Faucet shall feature brass valve bodies. Faucet shall feature quarter-turn washerless ceramic disc valves, assuring positive handle stop positioning. Product shall include flexible connections, 4-5/8" spout, pop-up drain with lift rod and tailpiece, and oval handles. Faucet shall be Kohler Model K-280-9B-_____ and ceramic trim shall be Kohler Model K-_____-_____.



PRODUCT DIAGRAM