

The PBS features a 1" standoff height. It reduces the potential for decay at post and column ends.

**MATERIAL:** PB—12 gauge; PBS—see table.

**FINISH:** Galvanized. Some products available in Z-MAX; see Corrosion-Resistance, page 5.

**INSTALLATION:** • Use all specified fasteners. See General Notes.

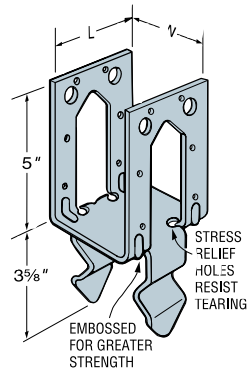
- **Post bases do not provide adequate resistance to prevent members from rotating about the base and therefore are not recommended for non top-supported installations (such as fences or unbraced carports).**
- PB: Holes are provided for installation with either 16d commons or ½" bolts for PB66 and PB66R; all other models use 16d commons only. A 2" minimum sidecover is required to obtain the full load.
- PBS: Embed into wet concrete up to the bottom of the 1" standoff base plate. A 2" minimum side cover is required to obtain the full load. Holes in the bottom of the straps allow for free concrete flow.

**CODES:** See page 10 for Code Listing Key Chart.

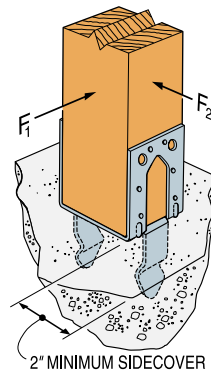
Model No.	Dimensions		Uplift Avg Ult	Allowable Loads				Code Ref.
	W	L		12-16d Nails (133 & 160)			2-½MB	
				Uplift	F <sub>1</sub>	F <sub>2</sub>	Uplift (133 & 160)	
PB44	3¾ <sub>16</sub>	3¼	4267	1365	765	1325	—	7, 90
PB44R	4	3¼	4267	1365	765	1325	—	
PB46	5½	3¼	4267	1365	765	1325	—	
PB46R	6	3¼	4267	1365	765	1325	—	
PB66	5½	5¼	5143	1640	765	1325	1640	
PB66R	6	5¼	5143	1640	765	1325	1640	

1. Allowable loads have been increased 33% and 60% for earthquake or wind loading; no further increase allowed; reduce where other loads govern.
2. PBS: Downloads may not be increased for short-term loading.
3. PBS: Specifier to design concrete for shear capacity.
4. PBS: For higher downloads, solidly pack grout under 1" standoff plate before installing into concrete. Base download on column or concrete, according to the code.

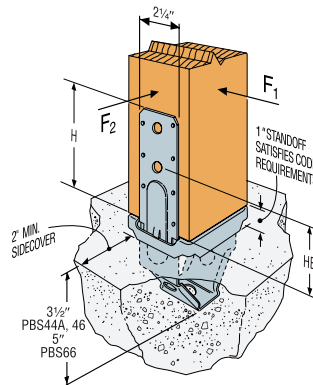
Model No.	Nominal Post Size	Material		Dimensions				Fasteners				Uplift Avg Ult	Allowable Loads (DF/SP)								Code Ref.	
		Base (Ga)	Strap (Ga)	W	L	H	HB	Anch. Dia	Post		Uplift (133)		Uplift (160)		F <sub>1</sub> (133 & 160)		F <sub>2</sub> (133 & 160)		Down (100)			
									Nails	Machine Bolts	Nails		Bolts	Nails	Bolts	Nails	Bolts	Nails		Bolts		
																						Qty
PBS44A	4x4	12	14	3¾ <sub>16</sub>	3½	6¼	3¾ <sub>16</sub>	—	14-16d	2	½	7733	2400	2400	2400	2400	1165	230	885	885	6665	5, 41, 85
PBS46	4x6	12	14	3¾ <sub>16</sub>	5¾ <sub>16</sub>	6¾ <sub>16</sub>	3¾	—	14-16d	2	½	7733	2400	2400	2400	2400	1165	360	885	885	9335	
PBS66	6x6	12	12	5½	5¾	6½	3¾ <sub>16</sub>	—	14-16d	2	½	13100	2630	3560	3160	4000	1865	570	1700	1700	9335	



**PB**



**Typical PB Installation**



**Typical PBS44A Installation**