

Designed for I-joists, the THAI has extra long straps and can be field-formed to give height adjustability and top flange hanger convenience. Positive angle nailing helps eliminate splitting of the I-joist's bottom flange.

MATERIAL: THAI-2-14 gauge; all others-18 gauge **FINISH:** Galvanized

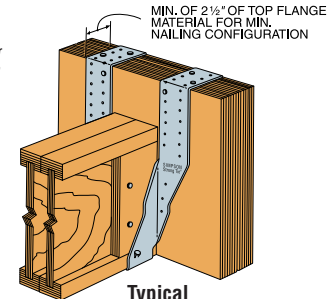
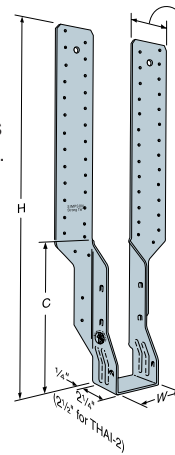
INSTALLATION: • Factory-order the THAI-2 for hanger width needed. See table for allowable widths

- Use all specified fasteners. Verify that the header can take the fasteners specified in the table.
- Web stiffeners are required for all I-joists used with these hangers.
- When a total of 20 face nails are used in THAI straps, or 30 face nails are used in THAI-2 straps, the maximum load-carrying capacity is achieved.
- Reduce the load given by the allowable nail shear capacity for each nail less than maximum.
- A minimum nailing configuration is shown for top nailing installations. The strap must be field-formed over the top of the header by a minimum of 2½".

CODES: See page 10 for Code Listing Key Chart.

Joist Dimensions		Model No.	Hanger Dimensions			Code Ref.
Width	Depth		W ¹	H	C	
1½	9¼ - 14"	THAI222	1⅞	22⅞	9⅞	8, 37, 91
1¾	9¼ - 14"	THAI1.81/22	1⅞	22¾	9¼	
2	9¼ - 14"	THAI2.06/22	2⅞	22⅞	9⅞	
2¼ to 2⅝	9¼ - 14"	THAI3522	2⅝	22½	9	
2½	9¼ - 14"	THAI322	2⅞	22⅞	8⅞	
3½	9¼ - 14"	THAI422	3⅞	21⅞	8⅞	
3 to 5¼	9¼ - 14"	THAI-2	3⅞ to 5⅝	21⅞	8⅞	170

THAI
(THAI-2 similar)

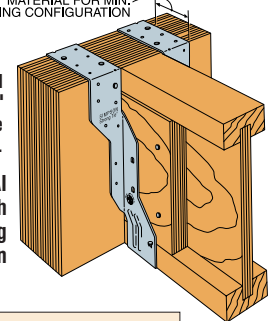


Typical THAI-2 Installation

MIN. OF 2½" OF TOP FLANGE MATERIAL FOR MIN. NAILING CONFIGURATION

Do not nail within ¼" of multiple ply seam.

Typical THAI Installation with Minimum Nailing Configuration



1. The W dimension should be ordered at 1/16" to 1/8" greater than the joist width.

Nailing Options	Fasteners			Down Avg Upl	Uplift (133)	Uplift (160)	Allowable Loads								
	Top	Face	Joist				DF/SP LVL Species Header			DF/SP Species Header			SPF Species Header		
							Floor (100)	Snow (115)	Roof (125)	Floor (100)	Snow (115)	Roof (125)	Floor (100)	Snow (115)	Roof (125)
THAI Minimum	4-10dx1½	2-10dx1½	2-10dx1½	4333	—	—	1400	1400	1400	1400	1400	1400	1060	1060	1060
	4-10d	2-10d	2-10dx1½	5317	—	—	1715	1715	1715	1835	1835	1835	1590	1590	1590
THAI Maximum	—	20-10d	2-10dx1½	6867	215	215	2200	2200	2200	2200	2200	2200	1920	2200	2200
THAI-2 Minimum	4-10d	2-10d	2-10dx1½	6742	—	—	2020	2020	2020	2020	2020	2020	2020	2020	2020
THAI-2 Maximum	—	30-10d	2-10dx1½	13598	215	215	3390	3900	4135	3390	3900	4135	2940	3310	3310

1. Uplift loads are based on Doug Fir, and have been increased 33% and 60% for wind or earthquake loading with no further increase allowed; reduce where other loads govern.

2. Roof loads are 125% of floor loads unless limited by other criteria.

3. The minimum header depth to achieve the maximum nail configuration is 16".