

FACE MOUNT HANGERS HU/HGUS GLULAM BEAM AND DOUBLE SHEAR JOIST HANGERS



See Hanger Options on page 158 for hanger modifications, which may result in reduced loads.

HU—Most models have triangle and round holes. To achieve maximum loads, fill both round and triangle holes with common nails.

HGUS hangers have the highest loads of any face mount hangers!

All hangers in this series have double shear nailing. This patented innovation distributes the load through two points on each joist nail for greater strength. It also allows the use of fewer nails, faster installation, and the use of common nails for all connections. (Do not bend or remove tabs)

MATERIAL: See tables.

FINISH: Galvanized. Some products available in stainless steel or Z-MAX; see Corrosion-Resistance, page 5.

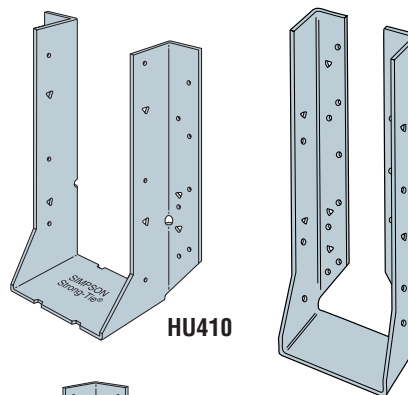
INSTALLATION: • Use all specified fasteners. See General Notes.

- HU—can be installed filling round holes only, or filling round and triangle holes for maximum values.
- HGUS—Nails must be driven at an angle through the joist or truss into the header to achieve the table loads.
- Not designed for nailer applications.
- With 3x carrying members, use 16d x 2½" nails into the header and 16d commons into the joist with no load reduction. With 2x carrying members, use 10d x 1½" nails into the header and 10d commons into the joist, and reduce the load to 0.64 of the table value.

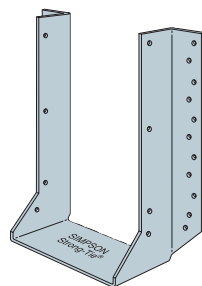
OPTIONS: • HU hangers available with the header flanges turned in for 2⅝" and larger widths, with no load reduction—order HUC hanger.

- See Hanger Options on page 158, for sloped and/or skewed HU models, and HUC (concealed flange) models.
- Concealed flanges are not available for HGUS.
- Other sizes available; consult Simpson.
- See also HUS series.

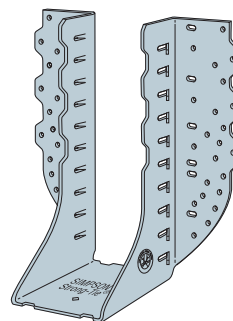
CODES: See page 10 for Code Listing Key Chart.



HU410



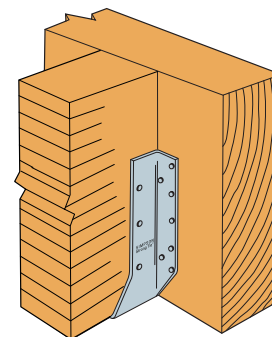
HU5.125/12



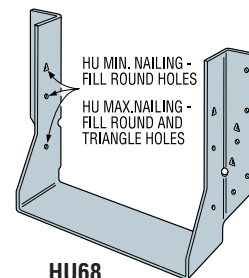
HGUS3.25/12

Model configurations may differ from those shown. Some HU models do not have triangle holes. Consult factory for details.

HUC412 Concealed Flanges

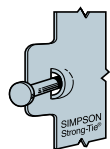


Typical HU Installation



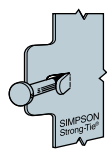
HU68

Projection seat on most models for maximum bearing and section economy.

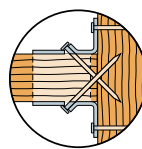


Dome Double Shear Nailing prevents tabs breaking off (available on some models)

U.S. Patent 5,603,580



Double Shear Nailing Side View (Do not bend tabs back)



Double Shear Nailing Top View

HU MIN. NAILING - FILL ROUND HOLES
HU MAX. NAILING - FILL ROUND AND TRIANGLE HOLES

Carried Member Width	Model No.	Ga	Dimensions			Fasteners		Down Avg Ulf	Allowable Loads								Code Ref.
			W	H	B	Face	Joist		DF/SP Species Header				SPF Species Header				
									Uplift (133)	Uplift (160)	Floor (100)	Snow (115)	Roof (125)	Floor (100)	Snow (115)	Roof (125)	
3½" GLULAM	HU210-2 (Min)	14	3⅜	8⅜	2½	14-16d	6-10d	14566	905	1085	1875	2155	2345	1625	1870	2030	26, 83
	HU210-2 (Max)		3⅜	8⅜	2½	18-16d	10-10d	15166	1505	1810	2410	2775	3015	2090	2400	2610	
	HU212-2 (Min)		3⅜	10⅞	2½	16-16d	6-10d	14316	905	1085	2145	2465	2680	1855	2135	2320	
	HU212-2 (Max)		3⅜	10⅞	2½	22-16d	10-10d	15933	1505	1810	2950	3390	3685	2550	2935	3190	170
	HU3.25/10.5		3⅜	10¼	2½	22-16d	10-10d	15933	1505	1810	2950	3390	3685	2550	2935	3190	
	HU3.25/12		3⅜	11¾	2½	24-16d	12-10d	15933	1810	2015	3215	3700	4020	2785	3200	3480	
	HU216-2 (Min)		3⅜	13⅞	2½	20-16d	8-10d	15933	1205	1445	2680	3080	3350	2320	2670	2900	26, 83
	HU216-2 (Max)		3⅜	13⅞	2½	26-16d	12-10d	18196	1810	2015	3485	4005	4355	3015	3470	3770	170
HGUS3.25/10	12	3¼	8⅞	4	46-16d	16-16d	27945	3630	3630	8780	8940	8940	6725	6935	7080	160	
HGUS3.25/12		3¼	10⅞	4	56-16d	20-16d	27885	4055	4055	9155	9155	9155	7080	7345	7520		
3½" GLULAM	See HHUS and HGUS in 3½" Structural Composite Lumber section, page 75-76.																
5½" GLULAM	HU310-2	14	5⅝	8⅞	2½	14-16d	6-10d	14566	905	1085	1875	2155	2345	1625	1870	2030	170
	HU5.125/12		5¼	10¼	2½	22-16d	8-16d	15933	1430	1715	2950	3390	3685	2550	2935	3190	
	HU5.125/13.5		5¼	13¼	2½	26-16d	12-16d	18196	2145	2575	3485	4005	4355	3015	3470	3770	
	HU5.125/16	12	5¼	13⅞	2½	26-16d	12-16d	18196	2145	2575	3485	4005	4355	3015	3470	3770	
	HGUS5.25/10		5¼	9⅞	4	46-16d	16-16d	27945	3630	3630	8780	8940	8940	7510	7510	7510	
	HGUS5.25/12		5¼	10⅞	4	56-16d	20-16d	27885	4055	4055	9155	9155	9155	7690	7690	7690	
5½" GLULAM	See HHUS and HGUS in 5½" Structural Composite Lumber section, page 76.																
6¾" GLULAM	HGUS6.88/10	12	6⅞	8⅜	4	46-16d	16-16d	27945	3630	3630	8780	9625	9625	7595	8085	8085	160
	HGUS6.88/12		6⅞	10⅜	4	54-16d	20-16d	27885	4055	4055	9835	9835	9835	8260	8260	8260	
	HGUS6.88/14		6⅞	12⅜	4	66-16d	22-16d	31710	5380	5380	11110	11110	11110	9330	9330	9330	
7" GLULAM	See HHUS and HGUS in 7" Structural Composite Lumber section, page 76.																

1. 10d commons or 16d sinkers may be used instead of the specified 16d at 0.85 of the table load value.

2. 16d sinkers may be used instead of the specified 10d commons with no load reduction.

3. Uplift loads based on Douglas Fir have been increased 33% and 60% for earthquake or wind loading with no further increase allowed. Divide by 1.33 and 1.60 for normal loading such as in cantilever construction.

4. MIN nailing quantity and load values—fill all round holes; MAX nailing quantity and load values—fill all round and triangle holes.