

# LUS/MUS/HUS/HHUS/HGUS DOUBLE SHEAR JOIST HANGERS



**SIMPSON**  
**Strong-Tie**



This product is preferable to similar connectors because of a) easier installation, b) higher loads, c) lower installed cost, or a combination of these features.

MUS completes the Simpson Strong-Tie line of face mount truss to truss connectors. The MUS has increased load capacity and bearing compared to LUS connectors for medium load truss applications.

All hangers in this series have double shear nailing. This patented innovation distributes the load through two points on each joist nail for greater strength. It also allows the use of fewer nails, faster installation, and the use of common nails for all connections. (Do not bend or remove tabs)

**MATERIAL:** See tables on page 105.

**FINISH:** Galvanized. Some products available in stainless steel or Z-MAX; see Corrosion-Resistance, page 5.

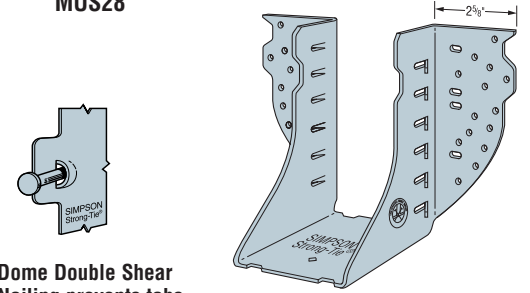
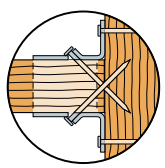
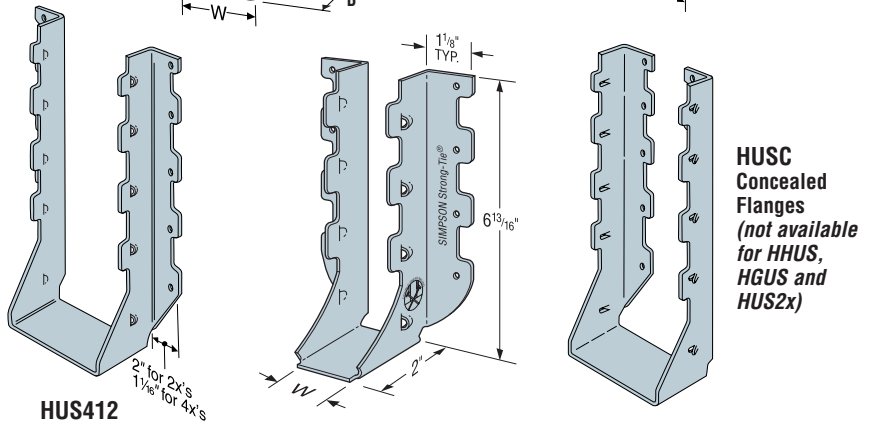
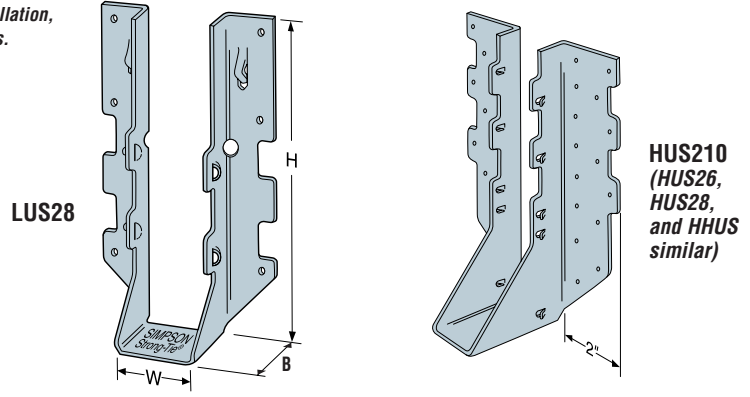
**INSTALLATION** • Use all specified fasteners. See General Notes.

- Nails must be driven at an angle through the joist or truss into the header to achieve the table loads.
- Not designed for welded or nailer applications.
- 16d sinkers (9 gauge x 3/4") may be used where 10d commons are specified with no reduction in load. Where 16d commons are specified, 10d commons or 16d sinkers (9 gauge x 3/4") may be used at 0.85 of the table load.
- With 3x carrying members, use 16d x 2 1/2" nails into the header and 16d commons into the joist with no load reduction. With 2x carrying members, use 10d x 1 1/2" nails into the header and 10d commons into the joist, and reduce the load to 0.64 of the table value.

**OPTIONS:** • LUS and MUS hangers cannot be modified.

- HUS hangers available with the header flanges turned in for 2-2x (3 1/8") and 4x only, with no load reduction. See HUSC Concealed Flange illustration.
- Concealed flanges are not available for HGUS and HHUS.
- See Hanger Options, page 158, for sloped and/or skewed HHUS models.
- Other sizes available; consult your Simpson representative.

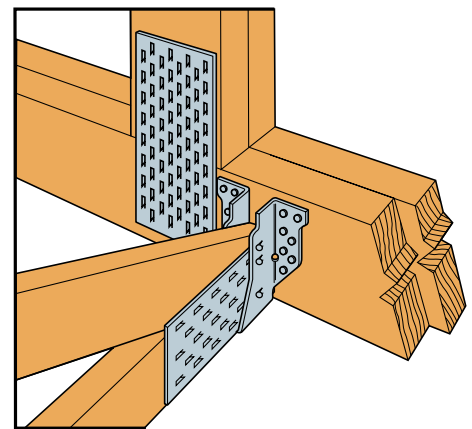
**CODES:** See page 10 for Code Listing Key Chart.



**Dome Double Shear Nailing prevents tabs breaking off (available on some models)**  
U.S. Patent 5,603,580

Model No.	Min. Heel Height	Ga	Dimensions			Fasteners	
			W	H	B	Carrying Member	Carried Member
<b>SINGLE 2x SIZES</b>							
LUS24	2 5/8	18	1 1/8	3 3/8	1 3/4	4-10d	2-10d
LUS26	4 1/4	18	1 1/8	4 3/4	1 3/4	4-10d	4-10d
MUS26	4 1 1/16	18	1 1/8	5 5/8	2	6-10d	6-10d
LUS28	4 3/8	18	1 1/8	6 5/8	1 3/4	6-10d	4-10d
MUS28	6 5/8	18	1 1/8	6 13/16	2	8-10d	8-10d
LUS210	4 1/4	18	1 1/8	7 1/16	1 3/4	8-10d	4-10d
HUS26	4 5/8	16	1 5/8	5 3/8	3	14-16d	6-16d
HGUS26	4 3/8	12	1 5/8	5 3/8	5	20-16d	8-16d
HUS28	6 1/2	16	1 5/8	7	3	22-16d	8-16d
HGUS28	5 1/2	12	1 5/8	7 1/16	5	36-16d	12-16d
HUS210	8 3/8	16	1 5/8	9	3	30-16d	10-16d

Model No.	Min. Heel Height	Fasteners		Doug-Fir Larch/So. Pine Allowable Loads					Spruce-Pine-Fir Allowable Loads				
		Carrying Member	Carried Member	Uplift (133)	Floor (100)	Snow (115)	Roof (125)	Wind (133)	Uplift (133)	Floor (100)	Snow (115)	Roof (125)	Wind (133)
HUS26	3 1/2	14-16d	4-16d	1135	2330	2680	2915	3055	975	2010	2295	2330	2355
	4 5/8	14-16d	6-16d	1550	2565	2950	3205	3335	1335	2210	2490	2540	2580



**Typical HUS26 with Reduced Heel Height**

(Truss Designer to provide fastener quantity for connecting multiple members together)

Plated Truss Connectors