

The MSCPT is a welded hanger designed to carry up to three trusses intersecting at one point into a double ply girder truss. The top flange is notched at the center to accommodate vertical and diagonal web members in the girder truss.

MATERIAL: Top flange—3 gauge; stirrup—11 gauge (MSCPT2, MSCPT2N), 7 gauge (MSCPT2-2, MSCPT2-2N).

FINISH: Simpson gray paint.

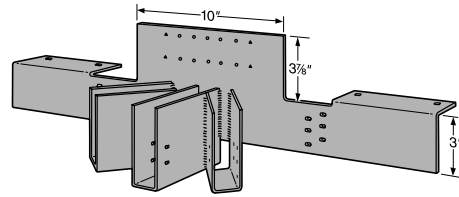
INSTALLATION: • Use all specified fasteners. See General Notes.

- The total load must be evenly distributed about the centerline to avoid eccentric loading.
- All multiple members must be fastened together to act as a single unit.
- Minimum vertical carrying member sizes are 2x6 for MSCPT2 and MSCPT2N, and 2x8 for MSCPT2-2 and MSCPT2-2N.
- Minimum carrying member bottom chord is 2x6.

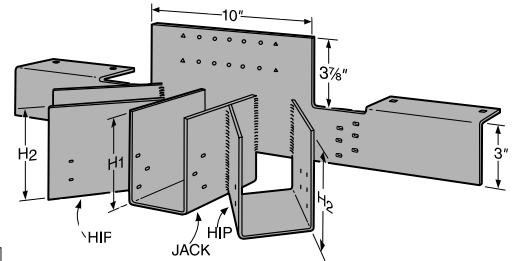
OPTIONS: • H_1 and H_2 may be increased for alignment with larger bottom chords.

- Hip stirrups can be skewed to 45°.
- The W_1 and W_2 of the MSCPT2 may be increased up to 37/16", provided the stirrups' configuration remains symmetrical.

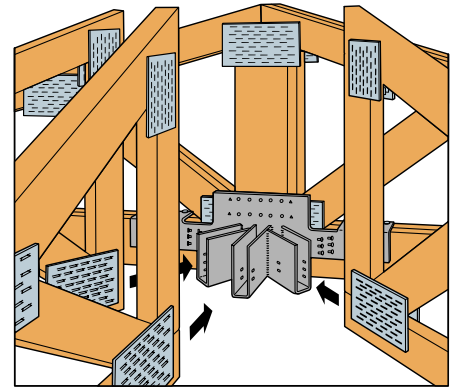
CODES: See page 10 for Code Listing Key Chart.



MSCPT2



MSCPT2-2



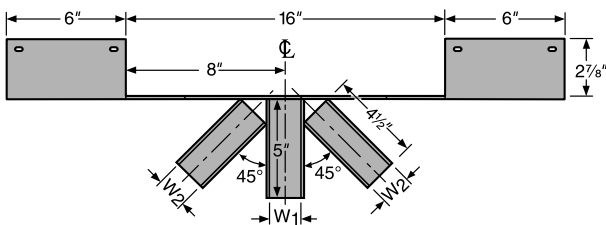
Typical MSCPT2 Installation

Model No.	Dimensions			Fasteners		Doug-Fir-Larch/So. Pine Allowable Loads ^{1,2}						Code Ref.
	W_1 & W_2	H_1 & H_2 (min.)	TF	Header	Joists	Uplift (133/160)			Floor/Snow/Roof/Wind (100/115/125/133)			
						Hip	Jack	Total	Hip	Jack	Total	
MSCPT2	1 5/8	5 1/4	2 7/8	26-16d	18-10dx1 1/2	750	370	1870	3145	1570	7860	170
MSCPT2N	1 5/8	5 1/4	2 7/8	26-16d	14-10dx1 1/2	750	—	1500	3930	—	7860	
MSCPT2-2	3 5/16	5 1/4	2 7/8	30-16d	20-10d	750	370	1870	3470	1735	8675	
MSCPT2-2N	3 5/16	5 1/4	2 7/8	30-16d	14-10d	750	—	1500	4335	—	8675	

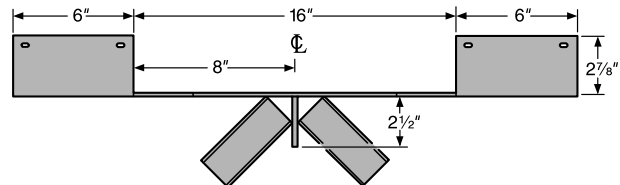
Model No.	Dimensions			Fasteners		Spruce-Pine-Fir Allowable Loads ^{1,2}						Code Ref.
	W_1 & W_2	H_1 & H_2 (min.)	TF	Header	Joists	Uplift (133/160)			Floor/Snow/Roof/Wind (100/115/125/133)			
						Hip	Jack	Total	Hip	Jack	Total	
MSCPT2	1 5/8	5 1/4	2 7/8	26-16d	18-10dx1 1/2	645	320	1610	3000	1500	7500	170
MSCPT2N	1 5/8	5 1/4	2 7/8	26-16d	14-10dx1 1/2	645	—	1290	3470	—	6940	
MSCPT2-2	3 5/16	5 1/4	2 7/8	30-16d	20-10d	645	320	1610	3000	1500	7500	
MSCPT2-2N	3 5/16	5 1/4	2 7/8	30-16d	14-10d	645	—	1290	3750	—	7500	

1. For MSCPT2 and MSCPT2-2 models, allowable hip loads are 0.40 x Total Loads, and Jack Loads are 0.20 x Total Loads.
2. Uplift loads include a 33% and 60% increase for earthquake or wind loading, with no further increase allowed; reduce where other loads govern.
3. Wind (133) is a download rating.

Plated Truss Connectors



MSCPT2 Top View
(MSCPT2-2 similar)



MSCPT2N Top View
(MSCPT2-2N similar)