

The TC truss connector is an ideal connector for scissor trusses and can allow horizontal movement up to 1/4". The TC also attaches plated trusses to top plates or sill plates to resist uplift forces. Typically used on one or both ends of truss as determined by the building designer.

MATERIAL: 16 gauge

FINISH: Galvanized

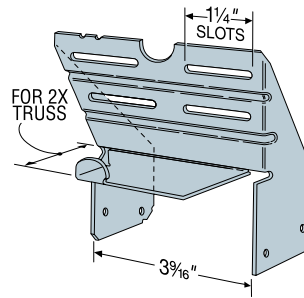
INSTALLATION: • Use all specified fasteners. See General Notes.

- Drive 10d nails into the truss at the inside end of the slotted holes (*inside end is towards the center of the truss*). Do not seat these nails into the truss—allow room under the nail head for movement of the truss with respect to the wall.

Optional TC Installation

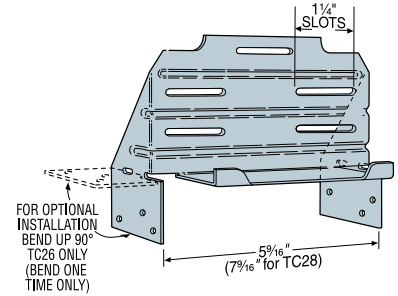
- Bend one flange up 90°. Drive specified nails into the top and face of the top plates or install Titen® screws into the top and face of masonry wall. See optional load tables and installation details.

CODES: See page 10 for Code Listing Key Chart.



TC24

U.S. Patent 4,932,173



TC26
(TC28 similar)

Model No.	Fasteners		Doug-Fir-Larch/So. Pine Allowable Loads		Spruce-Pine-Fir Allowable Loads		Code Ref.
	Truss	Plate	Uplift (133)	Uplift (160)	Uplift (133)	Uplift (160)	
TC24	4-10d	4-10d	500	600	410	410	3, 39, 140
TC26	5-10d	6-10d	625	750	540	550	
TC28	5-10d	6-10d	625	750	540	550	

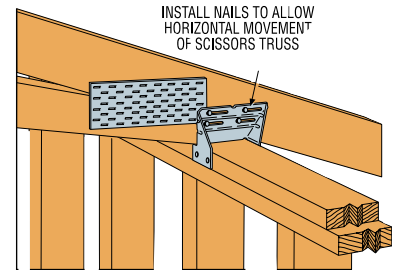
See footnotes below.

OPTIONAL TC INSTALLATION TABLE

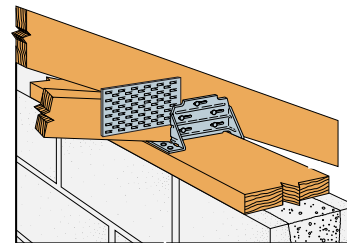
Model No.	Fasteners		Doug-Fir-Larch/So. Pine Allowable Loads		Spruce-Pine-Fir Allowable Loads		Masonry Allowable Loads		Code Ref.
	Truss	Plate	Uplift (133)	Uplift (160)	Uplift (133)	Uplift (160)	Uplift (133)	Uplift (160)	
TC26	5-10dx1½	6-10dx1½	360	430	310	350	—	—	170
	5-10d	6-10d	375	450	325	390	—	—	
	5-10d	6-3/16x2¼ Titen	—	—	—	—	195	195	

1. Loads have been increased 33% and 60% for earthquake or wind loading; no further increase allowed; reduce where other loads govern.

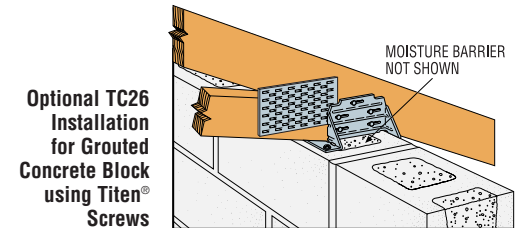
2. Grout strength is 2000 psi minimum.
3. Nail values based on single 2x truss.
4. Optional TC26 installation with 10d nails requires minimum 3" top plate thickness.



Typical TC24 Installation



Optional TC26 Installation for Grouted Concrete Block using a Wood Nailer (8", 10", 12" Wall Installation similar)



Optional TC26 Installation for Grouted Concrete Block using Titen® Screws