

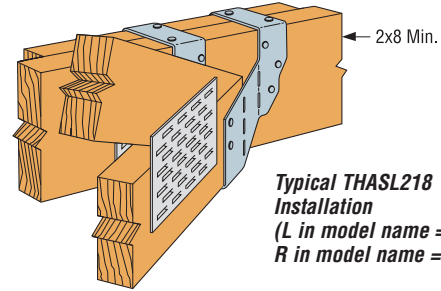
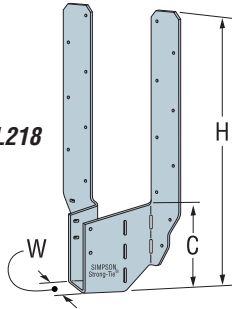
Field skewable from 46° to 84°.  
No special order needed.

**MATERIAL:** See table.

**FINISH:** Galvanized

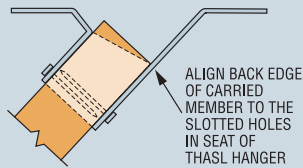
**CODES:** See page 10 for  
Code Listing Key Chart.

**THASL218**



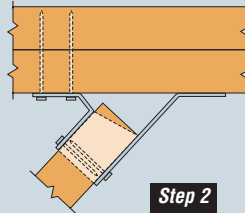
**Typical THASL218 Installation**  
(L in model name = Left,  
R in model name = Right)

**INSTALLATION SEQUENCE:**



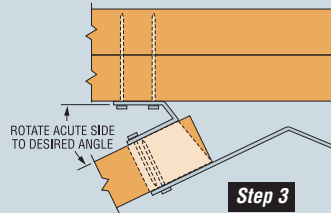
**Step 1**

Install carried member into the seat of the hanger. Secure with 4 10d x 1 1/2" nails.



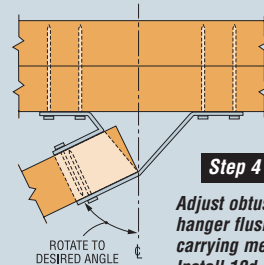
**Step 2**

Install 10d nails into header on the acute angle side first.



**Step 3**

Adjust acute side of hanger to the desired angle.



**Step 4**

Adjust obtuse side of hanger flush with the carrying member. Install 10d nails into header on obtuse side.

Minimum Carried Member	Model No.	Ga	Dimensions			Fasteners				Down Avg Ult	Doug-Fir-Larch/Southern Pine Allowable Loads					Spruce-Pine-Fir Allowable Loads				Code Ref.	
			W	H	C	Carrying Member		Carried Member			Uplift (133 & 160)	Floor (100)	Snow (115)	Roof (125)	Wind (133)	Uplift (133 & 160)	Floor (100)	Snow (115)	Roof (125)		Wind (133)
						Top	Face	Straight	Slant												
<b>FACTORY SKEW 45°</b>																					
2x Truss	THASR/L218	18	1 3/8	18	5 1/4	4-10d	6-10d	4-10dx1 1/2	—	4762	—	1390	1390	1390	1390	—	1195	1195	1195	1195	129
2-2x Truss	THASR/L218-2	18	3 3/8	18	5 1/4	4-10d	6-10d	4-10dx1 1/2	—	4342	—	1050	1050	1050	1050	—	905	905	905	905	
<b>FIELD SKEW 46° TO 84°</b>																					
2x Truss	THASR/L218	18	1 3/8	18	5 1/4	4-10d	6-10d	4-10dx1 1/2	—	6133	—	1155	1155	1155	1155	—	995	995	995	995	
2-2x Truss	THASR/L218-2	18	3 3/8	18	5 1/4	4-10d	6-10d	4-10dx1 1/2	—	6050	—	1070	1070	1070	1070	—	920	920	920	920	

1. Wind (133) is a download rating.