

# LGT2/MGT/HGT HEAVY GIRDER TIEDOWNS

**SIMPSON**  
**Strong-Tie**

The LGT2 and MGT provide lighter load alternatives for girder tiedowns. The HGT-4 is sized for 4-2x widths. This series provides high uplift resistance for wood frame and concrete block construction. The HGT can be installed on trusses and beams with top chord slopes from 3:12 to 8:12. Available in 2-ply, 3-ply and 4-ply widths.

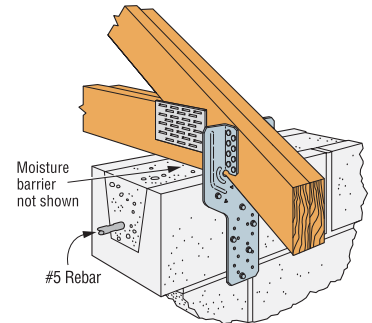
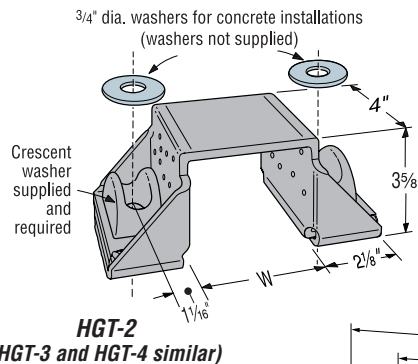
**MATERIAL:** LGT—14 ga; MGT—12 ga; HGT—7 ga.

**FINISH:** HGT—Simpson gray paint;  
LGT, MGT—galvanized

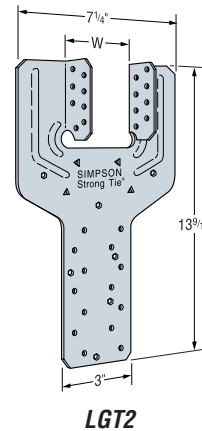
**INSTALLATION:** • When the HGT-3 is used with a 2-ply girder or beam, shimming is required. Fasten to act as one unit.

- Attach to grouted concrete block with a minimum one #5 rebar horizontal in the top lintel block.
- Minimum  $f'_c = 2500$  psi maximum aggregate  $\frac{3}{8}$ ".

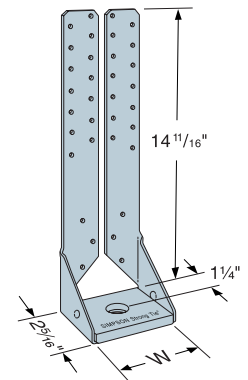
**CODES:** See page 10 for Code Listing Key Chart.



**Typical LGT2 Installation into Masonry**



**LGT2**



**MGT**

## Masonry Application

Model No.	W	O.C. Dim Between Anchors	Fasteners			Avg Ulf	DFL/SP Allowable Loads (133/160)	SPF Allowable Loads (133/160)	Code Ref.
			CMU	Concrete	Girder				
LGT2	3 1/8	—	7-1/4x2 1/4 Titen	7-1/4x1 3/4 Titen	16-16d Sinker	6533	2150	1850	125

1. Attached members must be designed to resist applied loads.
2. To achieve the loads listed, anchorage into a concrete block bond beam shall be designed by the building designer.
3. To achieve the loads listed for the HGT, anchorage into a 8" wide concrete tie-beam can be made using Simpson SET epoxy with a 3/4" diameter anchor and a minimum embedment depth of 12".
4. Allowable loads have been increased 33% and 60% for earthquake or wind loading; no further increase allowed; reduce where other loads govern.

**Typical HGT-2 Installation into Concrete**  
(3/4" diameter standard washers required for concrete)

