

The H16-2 series has a presloped seat of 5/42, for double trusses.

The H connector series provides wind and seismic ties for trusses and rafters. The presloped 5/42 seat of the H16 provides for a tight fit and reduced deflection. The strap length provides for various truss height up to a maximum of 13 1/2" (H16 series). Minimum heel height for H16 series is 4".

The HGA10 attaches to gable trusses and provides good lateral wind resistance. The HS24 attaches the bottom chord of a truss or rafter at pitches from 0:12 to 4:12 to double 2x4 top plates. Double shear nailing allows for higher lateral resistance.

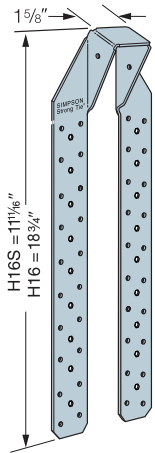
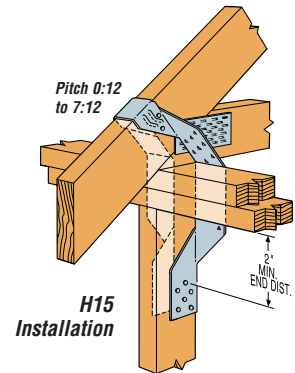
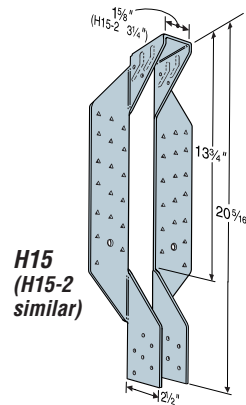
MATERIAL: See table

FINISH: Galvanized. See Corrosion-Resistance, page 5.

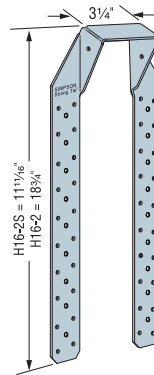
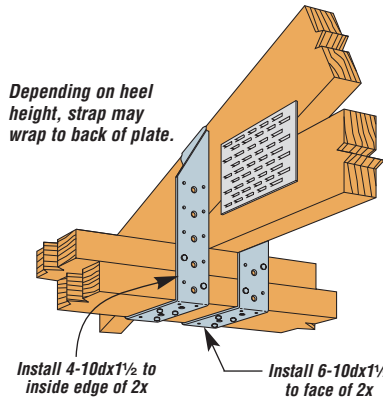
INSTALLATION: • Use all specified fasteners. See General Notes.

- The HGA10KT: screws are provided.
- HS24 requires slant nailing only when bottom chord of truss or rafter has no slope.
- Hurricane Ties do not replace solid blocking.

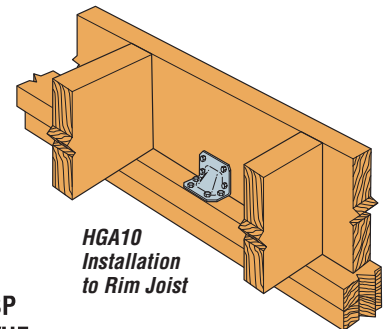
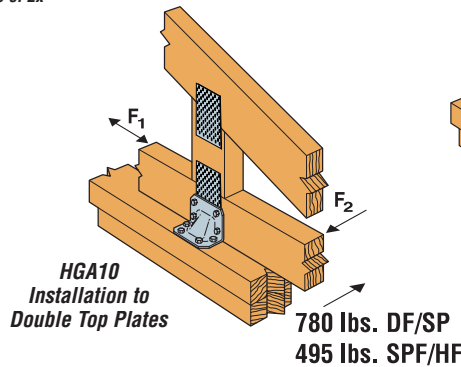
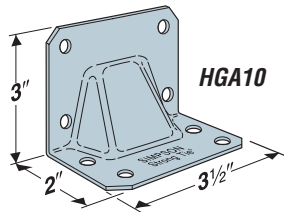
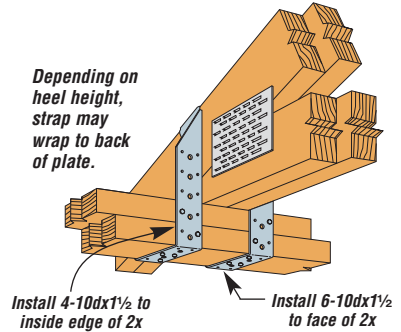
CODES: See page 10 for Code Listing Key Chart.



H16 and H16S
Presloped at 5:12. Pitch of 3:12 to 7:12 is acceptable



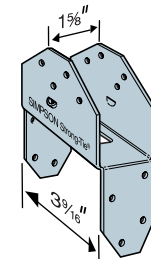
H16-2 and H16-2S
Presloped at 5:12. Pitch of 3:12 to 7:12 is acceptable



Model No.	Ga	Fasteners			Uplift Avg UIt	DF/SP Allowable Loads ¹				SPF/HF Allowable Loads ¹				Code Ref.
		To Rafters/Truss	To Plates	To Studs		Uplift		Lateral (133/160)		Uplift		Lateral (133/160)		
						(133)	(160)	F ₁	F ₂	(133)	(160)	F ₁	F ₂	
HGA10KT	14	4-SDS 7/4x1 1/2	4-SDS 7/4x3	—	1523	435	435	1165	940	375	375	870	815	125
HS24	18	8-8dx1 1/2 & 2-8d slant	8-8d	—	2205	605 ³	605 ³	645 ³	1025 ³	520	520	555	880	9, 62, 121
H15	16	4-10dx1 1/2	4-10dx1 1/2	12-10dx1 1/2	6070	1300	1300	480	—	1120	1120	410	—	6, 40, 121
H15-2	16	4-10dx1 1/2	4-10dx1 1/2	12-10dx1 1/2	6070	1300	1300	480	—	1120	1120	410	—	
H16	18	2-10dx1 1/2	10-10dx1 1/2	—	4582	1470	1470	—	—	1265	1265	—	—	125
H16S	18	2-10dx1 1/2	10-10dx1 1/2	—	4582	1470	1470	—	—	1265	1265	—	—	
H16-2	18	2-10dx1 1/2	10-10dx1 1/2	—	4582	1470	1470	—	—	1265	1265	—	—	
H16-2S	18	2-10dx1 1/2	10-10dx1 1/2	—	4582	1470	1470	—	—	1265	1265	—	—	

1. Loads have been increased 33% and 60% for earthquake or wind loading with no further increase allowed; reduce where other loads govern.
2. When cross-grain bending or cross-grain tension cannot be avoided, mechanical reinforcement to resist such forces should be considered.

3. HS24 allowable loads without slant nailing are 625 lbs (uplift), 590 lbs (F₁), 640 lbs (F₂).
4. For H16-2S, S = short.



HS24
U.S. Patents 5,603,580

