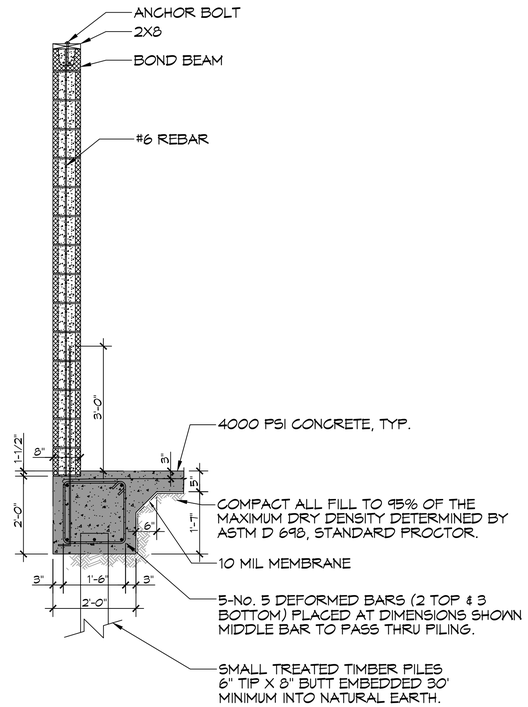


D S102 S102 **SECTION**
SCALE: 1"= 1'-0"

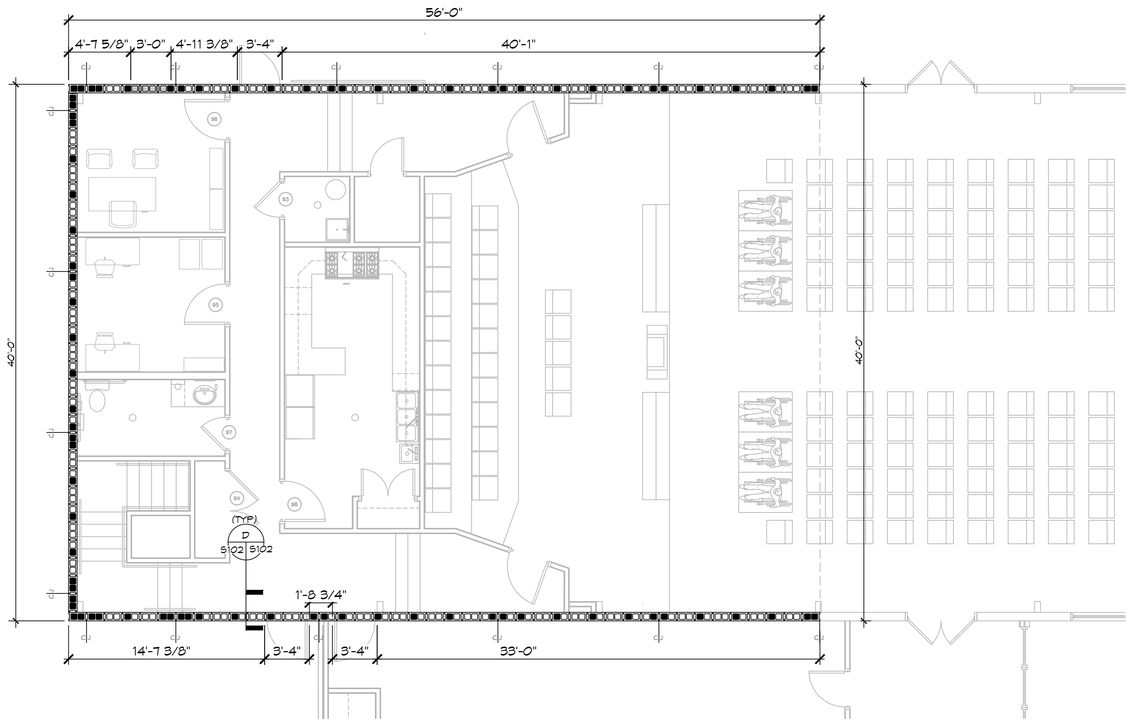


N **5 CMU PLAN**
SCALE: 3/16" = 1'-0"

## LEGEND

INDICATES CONTINUOUS NO. 5 VERTICAL REINF. W/ 3000 PSI CONCRETE FILL.

CJ INDICATES MASONRY CONTROL JOINT. SEE DETAIL THIS SHEET

## CMU LINTEL SCHEDULE

| WIDTH (W) | CLEAR SPAN | DEPTH (D) | HORZ. REINF. |
|---|---|---|---|
| 8" TYP AT ALL CMU WALLS | UP TO 3'-4" | 8" | (1) #6 BOTTOM |
| | UP TO 6'-4" | 16" | (1) #6 T&B |
| | UP TO 14'-0" | 24" | (2) #6 T&B |

PROVIDE 3000 PSI PEA-GRAVEL CONCRETE FILL FOR ALL LINTELS.

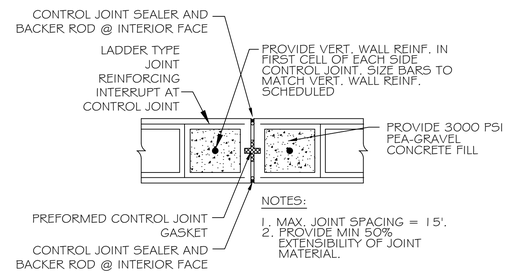


NOTES:
1. MAX. JOINT SPACING = 15'.
2. PROVIDE MIN 50% EXTENSIBILITY OF JOINT MATERIAL.

### TYPICAL MASONRY CONTROL JOINT
SCALE: N.T.S.

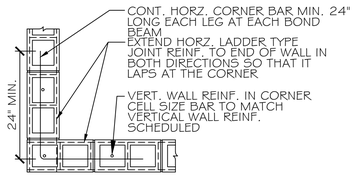


### TYPICAL REINF. @ CORNER OF MASONRY
SCALE: N.T.S.

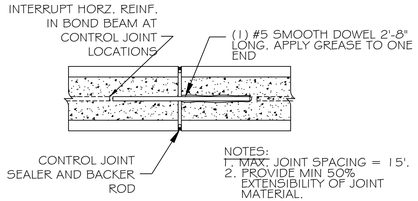


NOTES:
1. MAX. JOINT SPACING = 15'.
2. PROVIDE MIN 50% EXTENSIBILITY OF JOINT MATERIAL.

### CONTROL JOINT @ BOND BEAM
SCALE: N.T.S.

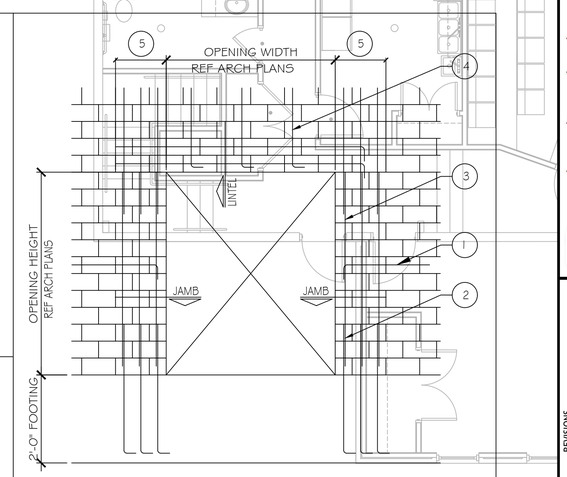


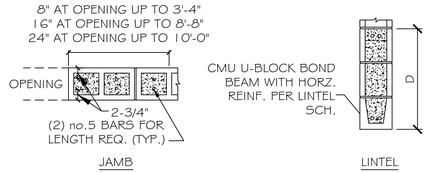


NOTES: #
1. WHERE HORIZ. REINFORCEMENT IS INTERRUPTED BY OPENING OR CONTROL JOINT PROVIDE STANDARD ACI HOOK WITH VERT. WALL REINF. AT END CELL.
2. SPLICES IN VERT. REINF. REF. WALL SECTIONS S-3.
3. ALL VERT. BARS AT DOOR JAMBS TO BE FULL HEIGHT.
4. CONTINUE VERT. WALL REINF. OVER OPENING. ANCHOR VERT. REINF. INTO LINTEL BEAM WITH STANDARD ACI HOOK.
5. EXTEND LINTEL A MIN. 2'-0" BEYOND FACE OF OPENING EACH SIDE FOR STRAIGHT LINTEL REINF. AND 1'-0" FOR LINTEL REINF. WITH STANDARD ACI HOOK.

### TYPICAL MASONRY WALL OPENING DIAGRAM
SCALE: N.T.S.


DAMMON ENGINEERING, INC.
LOUISIANA & MISSISSIPPI
www.dammonengineering.com
info@dammonengineering.com
PH: 985.649.5832 F: 985.641.5950
Chief Engineer: Brian Mistich, PE
554 Old Spanish Trail
Slidell, LA 70458


| # | DESCRIPTION | DATE |
|---|---|---|
| | | |

REVISIONS

THE SIXTH BAPTIST CHURCH BRENNAN ADDITION
429 FELICITY STREET
NEW ORLEANS LA 70130

| | | | |
|---|---|---|---|
| JOB No: | 2410 | DATE: | 03-28-2023 |
| DRAWN BY: | CKD | CHECKED BY: | BAM |


THE SHEET & DRAWING, AS WELL AS IDEAS, DESIGNS AND ARRANGEMENTS REPRESENTED THEREIN, ARE AND SHALL REMAIN THE PROPERTY OF DAMMON ENGINEERING, AND SHALL NOT BE USED IN WHOLE OR IN PART FOR ANY PURPOSE OTHER THAN THE PROJECT SHOWN HEREIN WITHOUT THE WRITTEN AUTHORIZATION OF DAMMON ENGINEERING. ANY USE OF THESE DRAWINGS OR SPECIFICATIONS IN VIOLATION OF THIS STATEMENT SHALL BE DEEMED TO BE A TORTIOUS INFRINGEMENT OF COPYRIGHT.


SHEET TITLE:
CMU PLAN

DRAWING NUMBER:
S102

SHEET No: 2 of 15