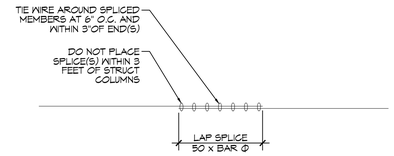

REBAR SPLICE

SCALE: 1/2" = 1' - 0"

FOUNDATION NOTES

1. ALL DIMENSIONS ARE EDGE OF CONCRETE (EOC) TO EDGE OF CONCRETE (EOC) UNLESS NOTED OTHERWISE.
2. VERIFY ALL PLUMBING ROUGH-IN LOCATIONS ON ARCHITECTURAL DWGS.
3. CONCRETE MIX SHALL HAVE A MINIMUM COMPRESSIVE STRENGTH OF 4000 PSI AT 28 DAYS. CONCRETE MIX SHALL BE IN ACCORDANCE WITH ACI-318.
4. ALL CONVENTIONAL REINFORCING STEEL SHALL MEET ASTM-A615 (GRADE 60).
5. TWO LAYER OF POLYETHYLENE VAPOR BARRIER SHALL BE PLACED UNDER ALL CONCRETE. VAPOR RETARDER TO BE MINIMUM 10 MIL, THICKNESS; ASTM E 1745 CLASS A, PERMEANCE LESS THAN 0.01 PERMS, EQUAL TO STEGO INDUSTRIES STEGO WRAP, ECOSHIELD-E 15 MIL BY EPRO, OR IRONBAR 15 BY FLATRON FILMS. PROVIDE APPROPRIATE ACCESSORIES FOR A COMPLETE SYSTEM.
6. ALL MESH SHALL BE SECURELY SUPPORTED TO PREVENT BOTH VERTICAL AND HORIZONTAL MOVEMENT DURING CONCRETE PLACEMENT.
7. THE CONTRACTOR SHALL VERIFY ALL DROPS, OFFSETS, BRICK LEDGES, DIMENSIONS AND CONFIGURATIONS. CONTRACTOR MUST BE RESPONSIBLE FOR SAME. SEE ARCHITECTURAL DRAWINGS.
8. FILL, AS A MINIMUM QUALITY, SHALL BE 40% CLAY AND 60% SANDY MIXTURE, PLACED IN 6" LIFTS AND COMPACTED TO A MINIMUM OF 95% STANDARD PROCTOR. FOOTINGS ARE DESIGNED TO USE SOIL WITH A BEARING PRESSURE OF 2000 LBS. PER SQUARE FOOT OR MORE. IT IS RECOMMENDED THAT THE OWNER VERIFY ALLOWABLE SOIL BEARING PRESSURE CAPACITY BY CONTRACTING THE SERVICES OF A SOILS ENGINEERING COMPANY.
9. ALL SOIL BELOW SLAB SHALL RECEIVE TERMITE TREATMENT.

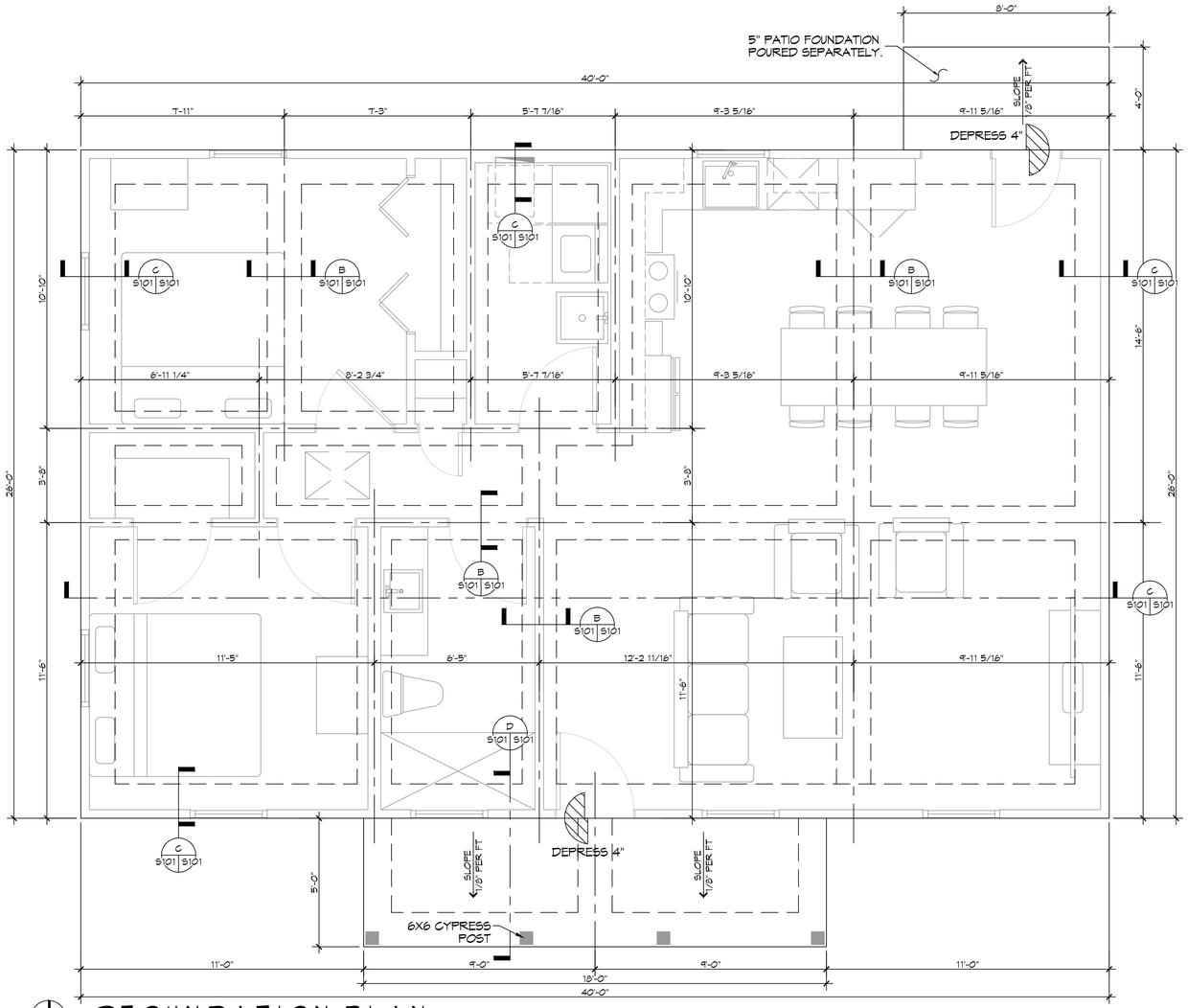

2 FOUNDATION PLAN

SCALE: 3/8"= 1'-0"

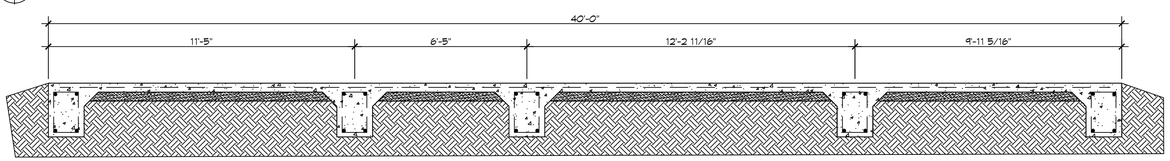

A FOUNDATION SECTION

S101 S101

SCALE: 3/8" = 1'-0"

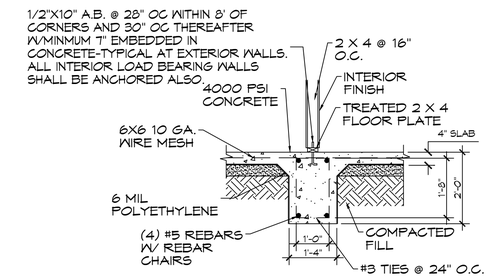

B INTERIOR GRADE BEAM

S101 S101

SCALE: N.T.S

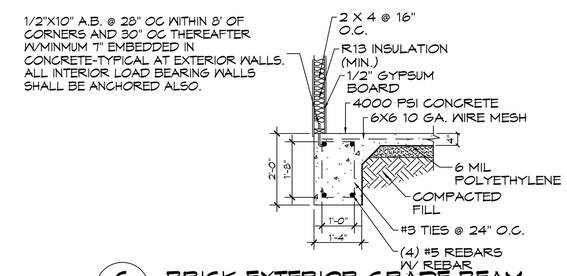

C BRICK EXTERIOR GRADE BEAM

S101 S101

SCALE: N.T.S

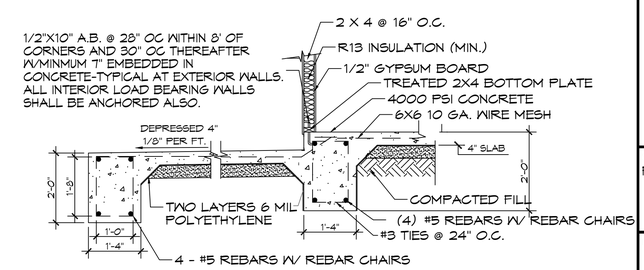

D COVERED PORCH FOOTING

S101 S101

SCALE: N.T.S

DAMMON ENGINEERING, INC.
LOUISIANA & MISSISSIPPI
www.dammonengineering.com
info@dammonengineering.com
PH: 985.649.5832
Chief Engineer: Brian Mistich, PE
5544 Highway 11 Trail
Slidell, LA 70458

#	DESCRIPTION	DATE

REVISIONS

STATE OF LOUISIANA — BRIAN A. MISTICH License No. 30187 — PROFESSIONAL ENGINEER

FIRST COASTAL CHURCH

306 ROBERT BLVD
SLIDELL, LA. 70458

DATE: 03-24-2025
JOB No:
DRAWN BY: SCA
CHECKED BY: BAM

THE ARCHITECTURAL WORK DESIGNED BY DAMMON ENGINEERING, INC. FOR THIS PROJECT IS INSTRUMENTS OF SERVICE AND SHALL REMAIN THE PROPERTY OF DAMMON ENGINEERING, INC. THE PLANS AND SPECIFICATIONS MAY BE USED BY OWNER FOR INFORMATION REGARDING THE SITE OF THE PROJECT. THE PLANS AND SPECIFICATIONS MAY BE USED BY OTHERS FOR EXECUTION OF THE PROJECT NOT ORIGINALLY INTENDED, WITHOUT THE ARCHITECT'S WRITTEN PERMISSION OR BASIS FOR ADAPTATION BY OTHERS FOR OTHER PROJECTS WITHOUT THE ARCHITECT'S PERMISSION IS PROHIBITED.

SHEET TITLE:
FOUNDATION PLAN

DRAWING NUMBER:

S101

SHEET No: 2 of 11

FILE NAME: J:\-CHURCHES\First Presbyterian Church Dev Board\Current Drawings\S101 - Foundation Plan.dwg PLOT DATE & TIME: Wednesday, July 30, 2025 3:29:07 AM