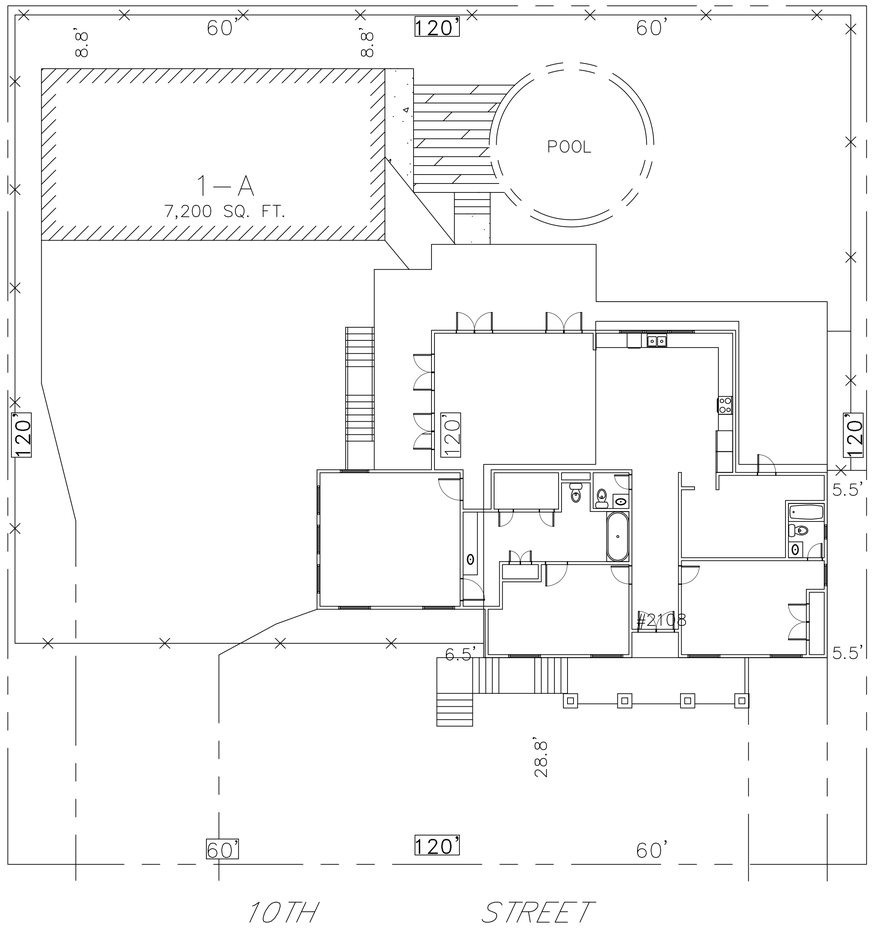

N

1 SITE PLAN
SCALE: 1" = 10'-0"

DAMMON ENGINEERING, INC.
LOUISIANA & MISSISSIPPI

Chief Engineer: Brian Mistich, PE
5544 Lakeshore Trail
Slidell, LA 70458

www.dammonengineering.com
info@dammonengineering.com
PH: 985.649.5832

#	DESCRIPTION	DATE

REVISIONS

SEAL:

UPDATED HOUSE PLAN

JAMIE GOMEZ

2108 10TH STREET
SLIDELL, LOUISIANA 70458

JOB No:	
DATE:	07-09-2025
DRAWN BY:	LJP
CHECKED BY:	BAM

THE DAMMON ENGINEERING, INC. DOCUMENTS, THEIR CONTENT AND THE INFORMATION CONTAINED THEREIN ARE THE PROPERTY OF DAMMON ENGINEERING, INC. AND ARE NOT TRANSFERABLE TO THE PURCHASER OR OWNER OF THE PROJECT FOR WHICH THEY WERE PREPARED AND DEVELOPED WITHOUT WRITTEN CONSENT OF DAMMON ENGINEERING, INC. AND THE PURCHASER OR OWNER OF THE PROJECT FOR WHICH THEY WERE PREPARED AND DEVELOPED WITHOUT WRITTEN CONSENT OF DAMMON ENGINEERING, INC. ARE NOT TRANSFERABLE TO OTHER PROJECTS.

SHEET TITLE:
SITE PLAN

DRAWING NUMBER:
C101

SHEET No: 1 of 4

FILE NAME: J:\C- Foundations w Structural Only\Jamie Gomez\Current Drawings\C101 - Site Plan.dwg PLOT DATE & TIME: Tuesday, July 8, 2025 7:43:18 AM

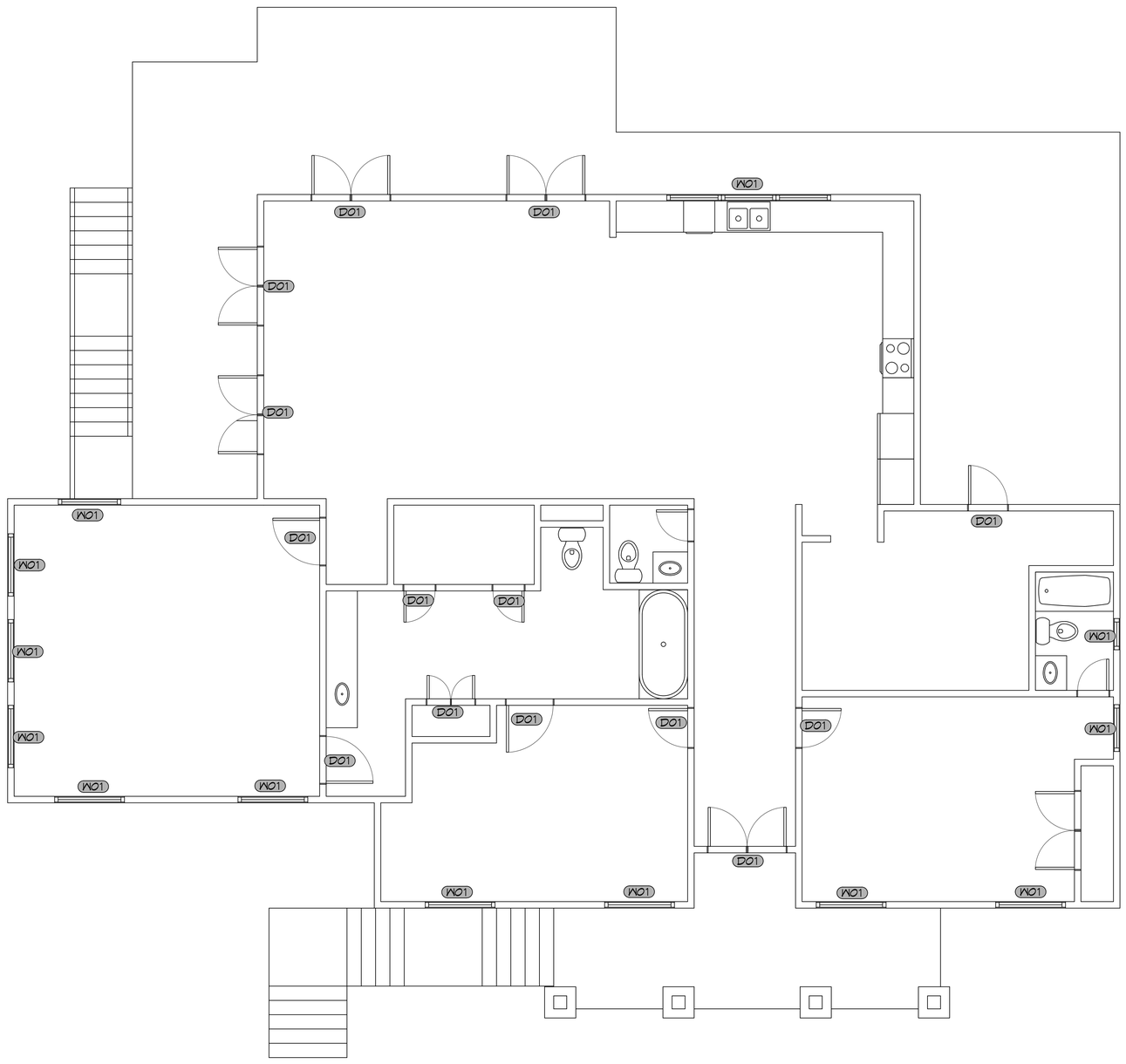

1 FLOOR PLAN
SCALE: 1/4" = 1'-0"

DAMMON ENGINEERING, INC.
LOUISIANA & MISSISSIPPI
www.dammonengineering.com
info@dammonengineering.com
PH: 985.649.5832
Chief Engineer: Brian Mistich, PE
554 Cypress Trail
Slidell, LA 70458

#	DESCRIPTION	DATE

REVISIONS

SEAL:

UPDATED HOUSE PLAN

JAMIE GOMEZ

2109 10th STREET
SLIDELL, LOUISIANA 70458

JOB No:		DATE:	07-08-2025
DRAWN BY:	CAD	CHECKED BY:	BAM

All dimensions shall be verified in the field by the contractor. Do not scale drawings. All drawings remain the property of Dammon Engineering, and are not to be used for any other purpose than that for which they are specifically prepared and delivered. Reproduction of these drawings, in whole or in part, is prohibited without written consent of Dammon Engineering. Only those drawings bearing the seal of Dammon Engineering are to be considered as valid construction documents.

SHEET TITLE:
FLOOR PLAN

DRAWING NUMBER:
A101

SHEET No: 3 of 4

FILE NAME: J:\- Foundations w Structural Only\Jamie Gomez\Current Drawings\A101 - Floor Plan.dwg DATE AND TIME: Tuesday, July 8, 2025 7:42:28 AM

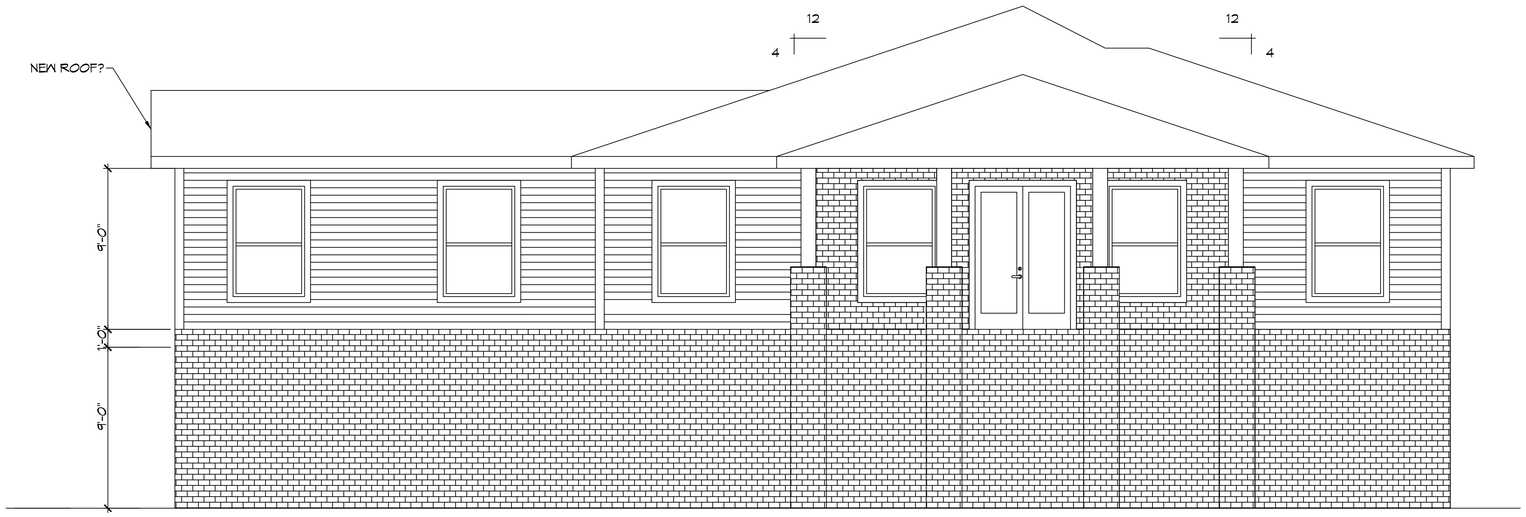

10 FRONT ELEVATION PLAN
SCALE: 1/4" = 1'-0"

11 REAR ELEVATION PLAN
SCALE: 1/4" = 1'-0"

DAMMON ENGINEERING, INC.
LOUISIANA & MISSISSIPPI

Chief Engineer: Brian Mistich, PE
554 Highway 190 East
Slidell, LA 70458

www.dammonengineering.com
info@dammonengineering.com
PH: 985.649.5832

#	DESCRIPTION	DATE

REVISIONS

SEAL:

UPDATED HOUSE PLAN

JAMIE GOMEZ

2108 10TH STREET
SLIDELL, LOUISIANA 70458

JOB No:
DATE: 07-08-2025
DRAWN BY: CKD
CHECKED BY: BAK

THIS DOCUMENT, THE IDEAS AND DESIGNS INCORPORATED HEREIN, AS AN INSTRUMENT OF PROFESSIONAL SERVICE, IS THE PROPERTY OF DAMMON ENGINEERING, INC. AND SHALL NOT BE USED FOR ANY PURPOSE NOT SPECIFICALLY AGREED TO IN WRITING BY DAMMON ENGINEERING, INC. THIS DOCUMENT IS PROVIDED FOR THE USE OF THE CLIENT IN THE PROJECT NAMED HEREIN. THIS DOCUMENT HAS BEEN PREPARED AND DEVELOPED WITHOUT REGARD TO ANY OTHER PROJECT. NO RIGHTS TO THIS DESIGN HAVE BEEN PROVIDED OR DEVELOPED WITHOUT WRITTEN CONSENT OF DAMMON ENGINEERING, INC. THIS DOCUMENT IS NOT TO BE REPRODUCED, CHANGED OR COPIED IN ANY FORM OR MANNER WHATSOEVER, NOR IS IT TO BE ASSIGNED TO ANY THIRD PARTY, WITHOUT FIRST OBTAINING THE EXPRESS WRITTEN PERMISSION AND CONSENT OF DAMMON ENGINEERING, INC.

SHEET TITLE:
ELEVATION PLAN

DRAWING NUMBER:
A102

SHEET No: 9 of 4

FILE NAME: J:_Foundations w/ Structural Only\Jamie Gomez\Current Drawings\A102 - Elevation Plan.dwg PLOT DATE & TIME: Tuesday, July 8, 2025 7:45:38 AM

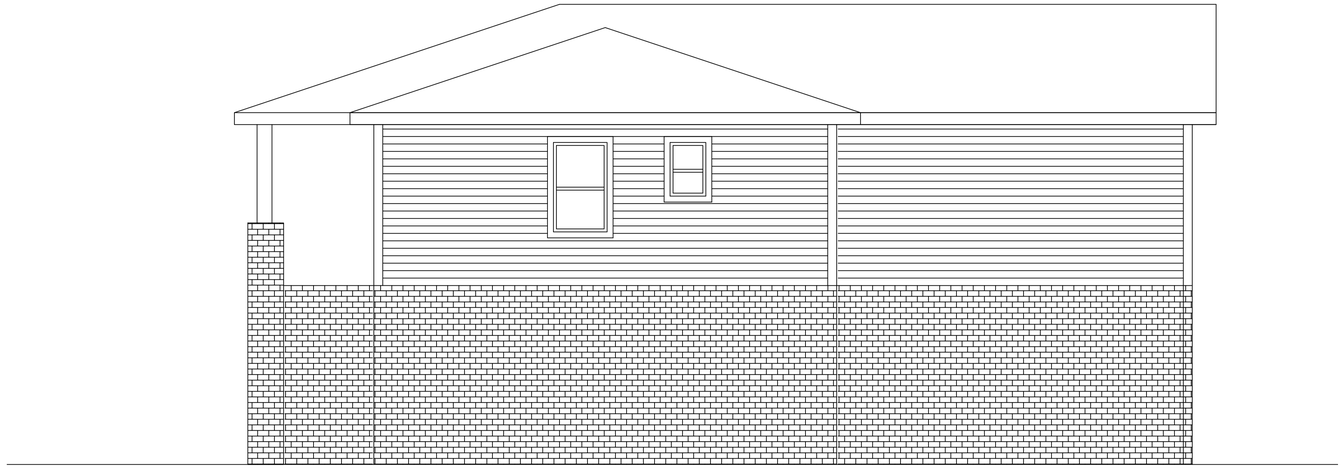

12 RIGHT ELEVATION PLAN
SCALE: 1/4" = 1'-0"

13 LEFT ELEVATION PLAN
SCALE: 1/4" = 1'-0"

DAMMON ENGINEERING, INC.
LOUISIANA & MISSISSIPPI
www.dammonengineering.com
info@dammonengineering.com
PH: 985.649.5832
Chief Engineer: Brian Mistich, PE
554 Highway 70 East
Slidell, LA 70458

#	DESCRIPTION	DATE

REVISIONS

SEAL:

UPDATED HOUSE PLAN

JAMIE GOMEZ

2108 10TH STREET
SLIDELL, LOUISIANA 70458

JOB No:	
DATE:	07-08-2025
DRAWN BY:	CKD
CHECKED BY:	BAM

THE INFORMATION, DESIGNS, DRAWINGS, SPECIFICATIONS AND REPORTS ARE THE PROPERTY OF DAMMON ENGINEERING, INC. AND AS SUCH, DAMMON ENGINEERING, INC. RETAINS THE RIGHT OF OWNERSHIP AND PROPERTY THEREIN. THE INFORMATION AND DESIGNS MAY NOT BE USED FOR ANY PURPOSE NOT SPECIFICALLY AGREED TO IN WRITING BY DAMMON ENGINEERING, INC. THE INFORMATION AND DESIGNS WERE PREPARED FOR THE PROJECT SPECIFIED HEREIN AND ARE NOT TO BE USED ON OTHER PROJECTS. NO WRITTEN INFORMATION HAS BEEN PREPARED OR DESIGNED WITHOUT AN ORIGINAL SIGNATURE OF A LICENSED PROFESSIONAL ENGINEER OF DAMMON ENGINEERING, INC.

SHEET TITLE:
ELEVATION PLAN

DRAWING NUMBER:
A103

SHEET No: 9 of 4