DESIGN CRITERIA

THE CONSTRUCTION FOR SAID RESIDENCE, WHERE Vult WIND SPEED IS 140 MILES PER HOUR AND Vasd WIND SPEED IS 130 MPH, WIND EXPOSURE ZONE C, IS DESIGNED IN ACCORDANCE WITH: AMERICAN FOREST AND PAPER ASSOCIATION (AF&PA) WOOD FRAME CONSTRUCTION MANUAL FOR ONE AND TWO FAMILY DWELLINGS (WFCM) 2001 EDITION AS WELL AS THE INTERNATIONAL RESIDENTIAL CODE (IRC) 2021 EDITION. STRUCTURE SHALL BE BUILT TO THE 2021 INTERNATIONAL ENERGY CONSERVATION CODE (2021 IECC) AND STATE AMENDMENTS ADOPTED JULY 1, 2023.

ROOF NOTES

1. ALL JOIST SPANS,HEADERS AND GIRDERS REVIEWED AS #2 SOUTHERN YELLOW PINE.
2. ANY CHANGES IN THE SPECIES OR GRADE SHALL CONFORM TO THE APPROPRIATE SPAN TABLES, FLOOR JOIST CHAPTER 5, RAFTERS & CEILING JOIST CHAPTER 8, UNLESS NOTED ON THE CONSTRUCTION PLANS.
3. ALL JOIST, BEAMS, HEADERS, HIPS, VALLEYS, AND PURLINS SHALL BE SUPPORTED AND BRACED TO LOAD BEARING WALLS AS REQUIRED BY THE INTERNATIONAL RESIDENTIAL BUILDING CODE.
4. ALL SHALL BE SIZED FOR SPAN AND FOR ALL LOADS THAT WILL BE APPLIED.
5. CEILING JOISTS SPANS ARE BASED ON INTERNATIONAL RESIDENTIAL CODE (I.R.C.) SOUTHERN YELLOW PINE #2 LUMBER SPANS.
6. HEADER SIZES SHOULD BE BASED ON I.R.C. - TABLE R502.5
7. DESIGN AND LAYOUT OF TRIM JOISTS TO BE PROVIDED BY TRIM JOIST MANUFACTURER.
8. ALL LUMBER TO BE #2 SOUTHERN PINE.
9. TRIPLE UP ALL STUDS AT END OF BEAMS.

NOTE :PRE ENGINEERED LVL BEAM & GLUE LAM SHALL BE SIZED PER MANUFACTURER RECOMMENDATION

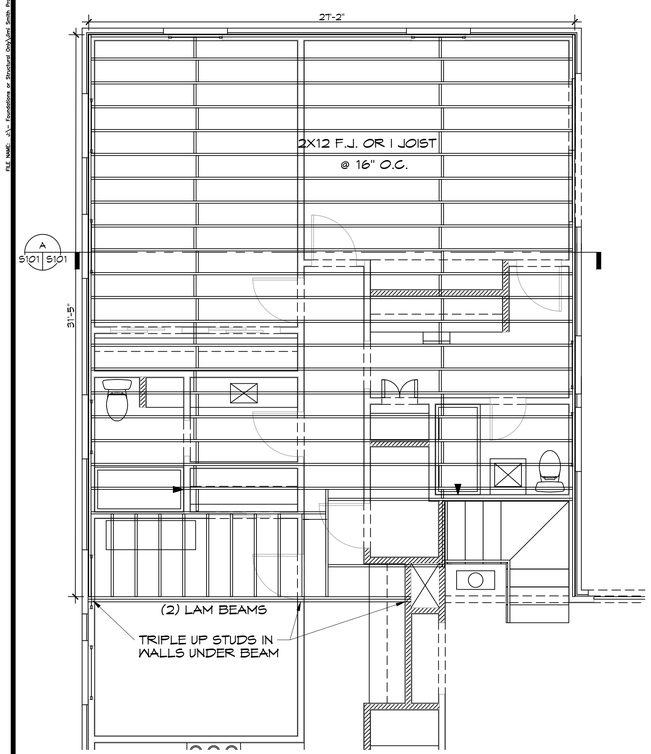

1 SECOND FLOOR FRAMING PLAN
SCALE: 1/4"= 1'-0"

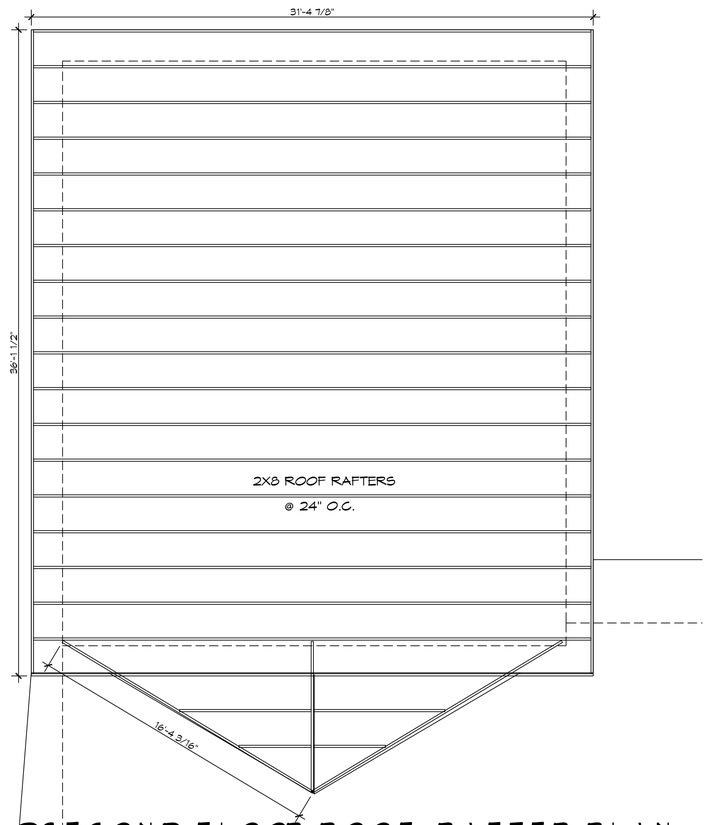

2 SECOND FLOOR ROOF RAFTER PLAN
SCALE: 1/4"= 1'-0"

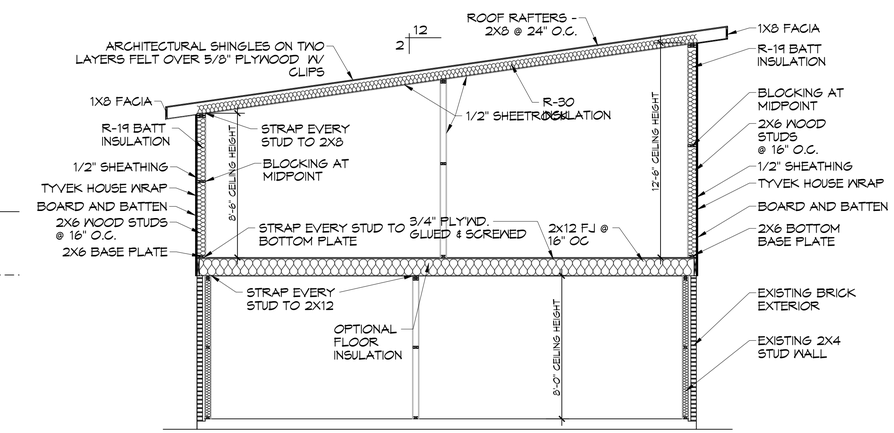

A S101 S101 SECOND FLOOR FRAMING SECTION
SCALE: 1/2" = 1'-0"

DAMMON ENGINEERING, INC.
LOUISIANA & MISSISSIPPI
www.dammonengineering.com
info@dammonengineering.com
PH: 985.649.5832
Chief Engineer: Brian Mistich, PE
5540 Lake Sawyer Trail
Slidell, LA 70458

#	DESCRIPTION	DATE

REVISIONS

SEAL:

STATE OF LOUISIANA
BRIAN A. MISTICH
License No. 30187
PROFESSIONAL ENGINEER

HOUSE FRAMING PLAN

J I M I S M I T H

6356 PRATT DRIVE
NEW ORLEANS, LA 70122

DATE: 07-02-2025
JOB No:
DRAWN BY: CK-D
CHECKED BY: BAM

These plans remain the property of Dammon Engineering. Reproduction or use of such plans in whole or in part without written consent of Dammon Engineering is prohibited. Only those persons who have been granted written permission may use these plans for the project for which the have been prepared and whereupon written consent of Dammon Engineering has been granted. Any other use of these plans is prohibited and shall be construed as a violation of the law.

SHEET TITLE:
SECOND FLOOR FRAMING PLAN AND CEILING JOIST PLAN AND SECTION

DRAWING NUMBER:

S101

SHEET No: 1 of 2

FILE NAME: J:_Foundations w Structural Only\Jimi Smith Pratt Drive NOLA\House Only\S103 - House Ceiling Joist Plan.dwg PLOT DATE & TIME: Wednesday, July 2, 2025 3:18:46 AM