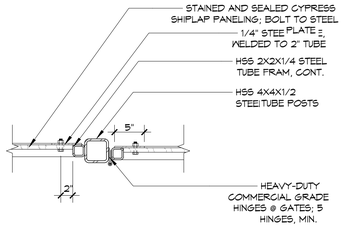

1 MECHANICAL YARD GATE PLAN DETAIL
SCALE: 1"= 1'-0"

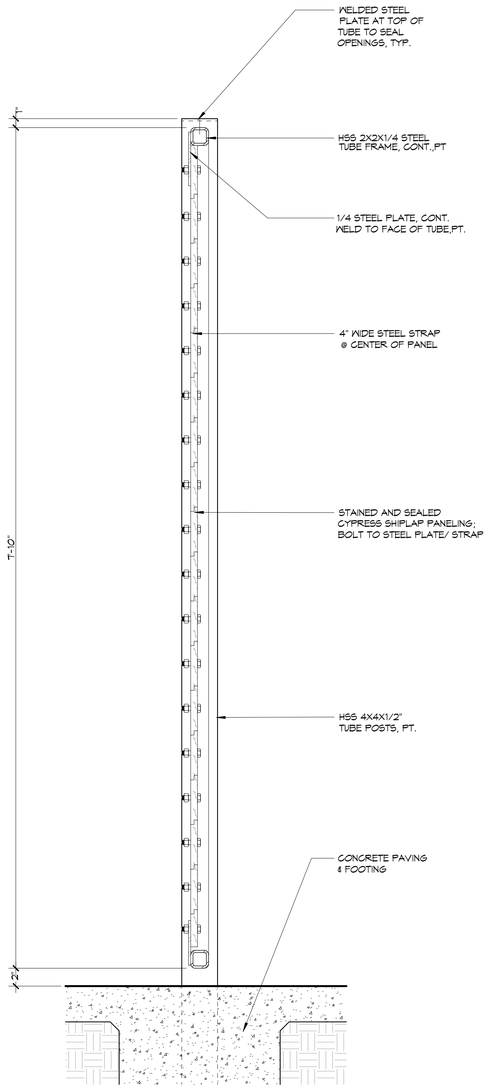

2 MECHANICAL YARD GATE SECTION
SCALE: 1 1/2"= 1'-0"

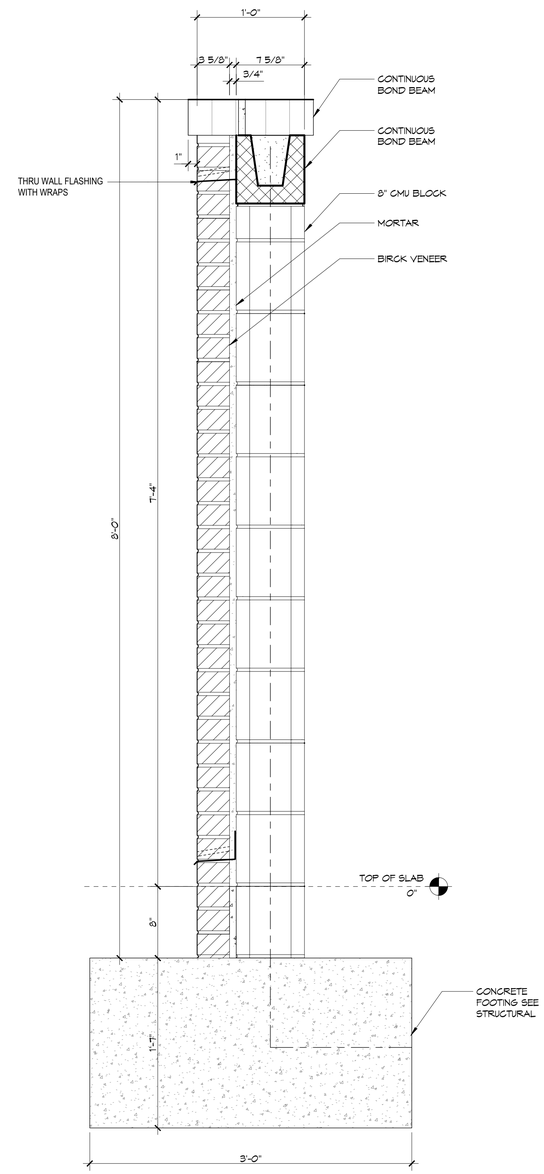

3 TYPICAL MECHANICAL WALL SECTION
SCALE: 1 1/2"= 1'-0"

DAMMON ENGINEERING, INC.
LOUISIANA & MISSISSIPPI
www.dammonengineering.com
info@dammonengineering.com
PH: 985.649.5832
Chief Engineer: Brian Mistich, PE
504 Oak Street Trail
Slidell, LA 70458

#	DESCRIPTION	DATE
	REVISIONS	

SEAL:

NEW MEDICAL OFFICE

POSITIVE STEPS FERTILITY

500 OAK HARBOR BLVD
SLIDELL, LA 70458

JOB No:	2513
DATE:	05-011-2025
DRAWN BY:	CKD
CHECKED BY:	JMS

These design concepts are property of Dammon Engineering, and are not to be used for other projects or purposes except those agreed to in writing by Dammon Engineering, and shall not be used for any project for which it has not been provided and compensated without written consent of Dammon Engineering. Visual contact with these drawings or specifications shall constitute conclusive evidence of acceptance of these restrictions.

SHEET TITLE:
MECHANICAL YARD SECTIONS

DRAWING NUMBER:

A7.0

FILE NAME: J:\- Hospital - Medical - Dental\Fountain Doctors Office\Current Drawings to Use\A7.0 - Mechanical Yard Plan.dwg PLOT DATE & TIME: Wednesday, May 14, 2025 3:08:11 PM