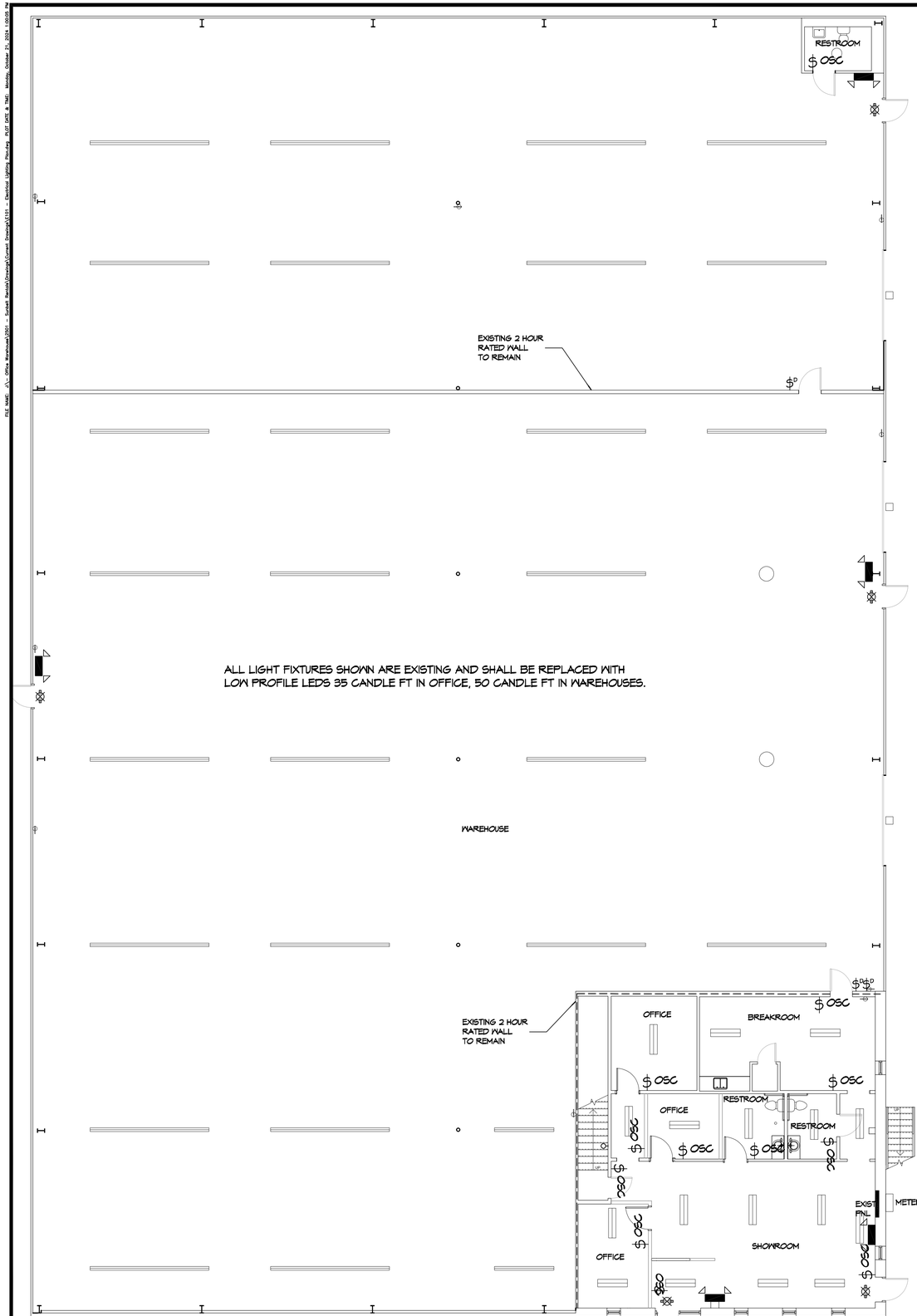

ALL LIGHT FIXTURES SHOWN ARE EXISTING AND SHALL BE REPLACED WITH LOW PROFILE LEDS 35 CANDLE FT IN OFFICE, 50 CANDLE FT IN WAREHOUSES.

7 OFFICE/WAREHOUSE LIGHTING PLAN
SCALE: 1/8"= 1'-0"

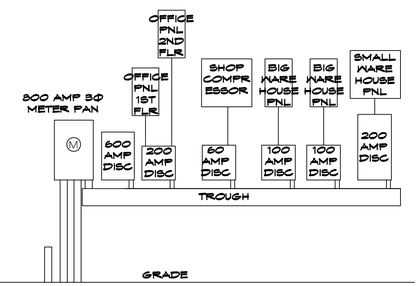

EXISTING ONE LINE DIAGRAM
SCALE: N.T.S.

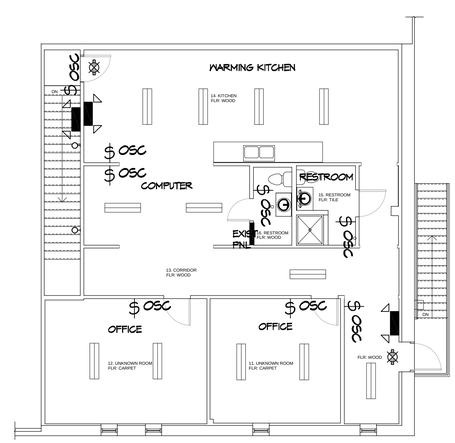

8 2ND FLR LIGHTING PLAN
SCALE: 1/8"= 1'-0"

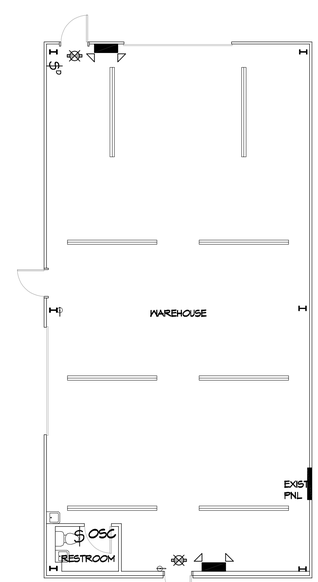

9 WAREHOUSE LIGHTING PLAN
SCALE: 1/8"= 1'-0"

LEGEND

- EMERGENCY LIGHT FIXTURE(12w)
- EXIT LIGHT FIXTURE - WALL MOUNTED (10w)
- REPLACE ALL EXISTING LIGHTING
- PNL ELECTRIC PANEL BOARD
- OSC OCCUPANCY SENSOR CONTROL LIGHT SWITCH
- D DIMMER LIGHT SWITCH

SITE LIGHTING

EXTERIOR LIGHTING SHALL BE SHADED OR INWARDLY DIRECTED IN SUCH A MANNER SO THAT NO DIRECT LIGHTING OR GLARE BE CAST BEYOND THE PROPERTY LINE. THE INTENSITY OF SUCH LIGHTING SHALL NOT EXCEED ONE FOOT CANDLE AS MEASURED AT THE ABUTTING PROPERTY LINE.

KEYED NOTES

1. ALL EXIT SIGNS AND EMERGENCY LIGHTS SHALL BE CONNECTED TO UN-SWITCHED HOT OF LIGHTING CIRCUIT AND SHALL HAVE 90 MINUTE EMERGENCY BATTERY BACKUP.

LIGHTING NOTES

1. REPLACE EXISTING FLUORESCENT FIXTURES WITH LOW PROFILE LEDS 35 CANDLE FT IN OFFICE, 50 CANDLE FT IN WAREHOUSES.

GENERAL LIGHTING NOTES

1. ALL WORK SHALL COMPLY WITH APPLICABLE NATIONAL, STATE, AND LOCAL CODES, RULES, REGULATIONS, AND REQUIREMENTS OF THE SERVICE UTILITY COMPANY. ELECTRICAL INSTALLATION SHALL COMPLY WITH THE 2020 NEC AND 2021 IECC.
2. GENERAL CONTRACTOR SHALL NOTIFY THE ARCHITECT IMMEDIATELY IF ANY CONFLICTS OCCUR BETWEEN LIGHTING AND ANY OTHER TRADE. DO NOT PROCEED WITH INSTALLATION IN THAT AREA UNTIL CONFLICT HAS BEEN RESOLVED TO THE SATISFACTION OF THE ARCHITECT AND ENGINEER.
3. REFER TO ARCHITECTURAL DRAWINGS FOR EXACT LOCATION AND MOUNTING INSTRUCTIONS FOR ALL LIGHT FIXTURES. NOTIFY THE ARCHITECT AND ENGINEER OF ANY DISCREPANCIES BETWEEN THESE PLANS AND THE ARCHITECTURAL PLANS RELATING TO QUANTITY, TYPE AND LOCATION OF DEVICES AND/OR FIXTURES.
4. WHEN SPECIFIC LIGHT FIXTURE HAS BEEN SPECIFIED IN THE FIXTURE SCHEDULE, ELECTRICAL CONTRACTOR SHALL PROVIDE COMPLETE ASSEMBLY INCLUSIVE ALL PARTS AND HARDWARE TO INSURE PROPER FUNCTIONING FIXTURE.
5. ALL CONDUCTORS SHALL BE A MINIMUM OF #12 AWG UNLESS NOTED OTHERWISE.
6. ALL 120V RUNS LONGER THAN 60 FEET SHALL BE #10 AWG AND 2TTV RUNS LONGER THAN 150 FEET SHALL BE #10 AWG UNLESS NOTED OTHERWISE.
7. ALL CONDUCTORS SHALL BE COPPER.
8. WHERE CONDUCTOR SIZES ARE NOTED ON DRAWINGS, THAT WIRE SIZE SHALL BE THROUGH THE ENTIRE RUN UNLESS OTHERWISE NOTED.
9. MOUNTED LIGHT SWITCHES 48" AFF UNLESS NOTED OTHERWISE ON ARCHITECTURAL DRAWINGS.
8. WHERE MORE THAN ONE SWITCH OCCURS IN THE SAME LOCATION, THEY SHALL BE INSTALLED IN A GANG TYPE BOX UNDER ONE COVER PLATE. ALL GANGED SWITCHES SHALL HAVE A COMMON SEAMLESS FACEPLATE. EACH MULTI-GANGED BOX SHALL BE NO MORE THAN SIX (6) SWITCHES WIDE. WHERE MORE THAN SIX (6) SWITCHES ARE SHOWN AT ONE (1) LOCATION, ADDITIONAL MULTI-GANGED BOXES SHALL BE STACKED VERTICALLY AND THE WIDTH OF THE MULTI-GANGS SHALL BE AS EVEN AS POSSIBLE.
9. EACH DIMMER SWITCH SHALL HAVE A WATTAGE RATING 25% HIGHER THAN THE TOTAL WATTAGE OF AL LIGHTS TO BE CONTROLLED BY THE DIMMER. DIMMER SIZES 600, 1000, 1500, AND 2000 WATTS, LUTRON NOVA T-STAR. WHERE SWITCHES ARE GANGED WITH DIMMERS, THE SWITCHES SHALL ALSO BE LUTRON NOVA T-STAR. FLUORESCENT AND LOW VOLTAGE DIMMERS SHALL BE LUTRON NOVA T-STAR.
10. WHERE FLUORESCENT FIXTURES ARE SHOWN TO BE DIMMED, THE FIXTURES SHALL HAVE DIMMING TYPE BALLASTS WHICH ARE COMPATIBLE WITH THE SPECIFIED DIMMERS.
11. WHERE LED FIXTURES/LAMPS ARE SHOWN TO BE DIMMED, THE DIMMER SHALL BE COMPATIBLE WITH THE FIXTURE/LAMP SPECIFIED OR PROVIDED.
12. ALL EMERGENCY EXIT LIGHT FIXTURES SHALL HAVE 90 MINUTE BATTERY BACKUP WITH INTEGRAL TEST BUTTON AND SHALL BURN CONTINUOUSLY.

DAMMON ENGINEERING, INC.
LOUISIANA & MISSISSIPPI
www.dammonengineering.com
info@dammonengineering.com
PH: 985.649.5832
Chief Engineer: Brian Mistich, PE
534 Oak Square Trail
Slidell, LA 70458

#	DESCRIPTION	DATE
	REVISIONS	

SEAL:

STATE OF LOUISIANA
RICKEY D. ESTHER JR
License No. 37664
PROFESSIONAL ENGINEER

10/22/2024

THIS DOCUMENT WAS PREPARED FOR THE EXCLUSIVE USE OF THE OWNER AND AUTHORIZED REPRESENTATIVES FOR THE PROJECT NAMED THEREON. THE INFORMATION CONTAINED HEREIN WAS PREPARED IN ACCORDANCE WITH THE PROFESSIONAL SERVICES AGREEMENT BETWEEN THE OWNER AND DAMMON ENGINEERING, INC. AND MAY NOT BE SUITABLE FOR USE ON OTHER PROJECTS OR FOR OTHER PURPOSES. ANY REPRODUCTION, DISTRIBUTION OR TRANSFER OF THIS DOCUMENT TO THIRD PARTIES IN HARD COPY OR ELECTRONIC FORMAT WITHOUT WRITTEN CONSENT OF DAMMON ENGINEERING, INC. IS PROHIBITED. ONLY THOSE PLANS THAT BEAR THE ORIGINAL SEAL AND SIGNATURE OF A LICENSED PROFESSIONAL ENGINEER SHALL BE CONSIDERED VALID AND ENFORCEABLE.

OFFICE/WAREHOUSE RENOVATION

SUNBELT ELMWOOD LA PC 4078

632 TIME SAVER AVENUE
ELMWOOD, LA 70123

JOB No:	
DATE:	4-26-2024
DRAWN BY:	CKD
CHECKED BY:	BAK

SHEET TITLE:
LIGHTING PLAN

DRAWING NUMBER:
E101

SHEET No: 5 of 6

FILE NAME: J:_ Office Warehouse\2501 - Sunbelt Rentals\Drawings\Current Drawings\E101 - Electrical Lighting Plan.dwg , PLOT DATE & TIME: Monday, October 21, 2024 1:00:05 PM