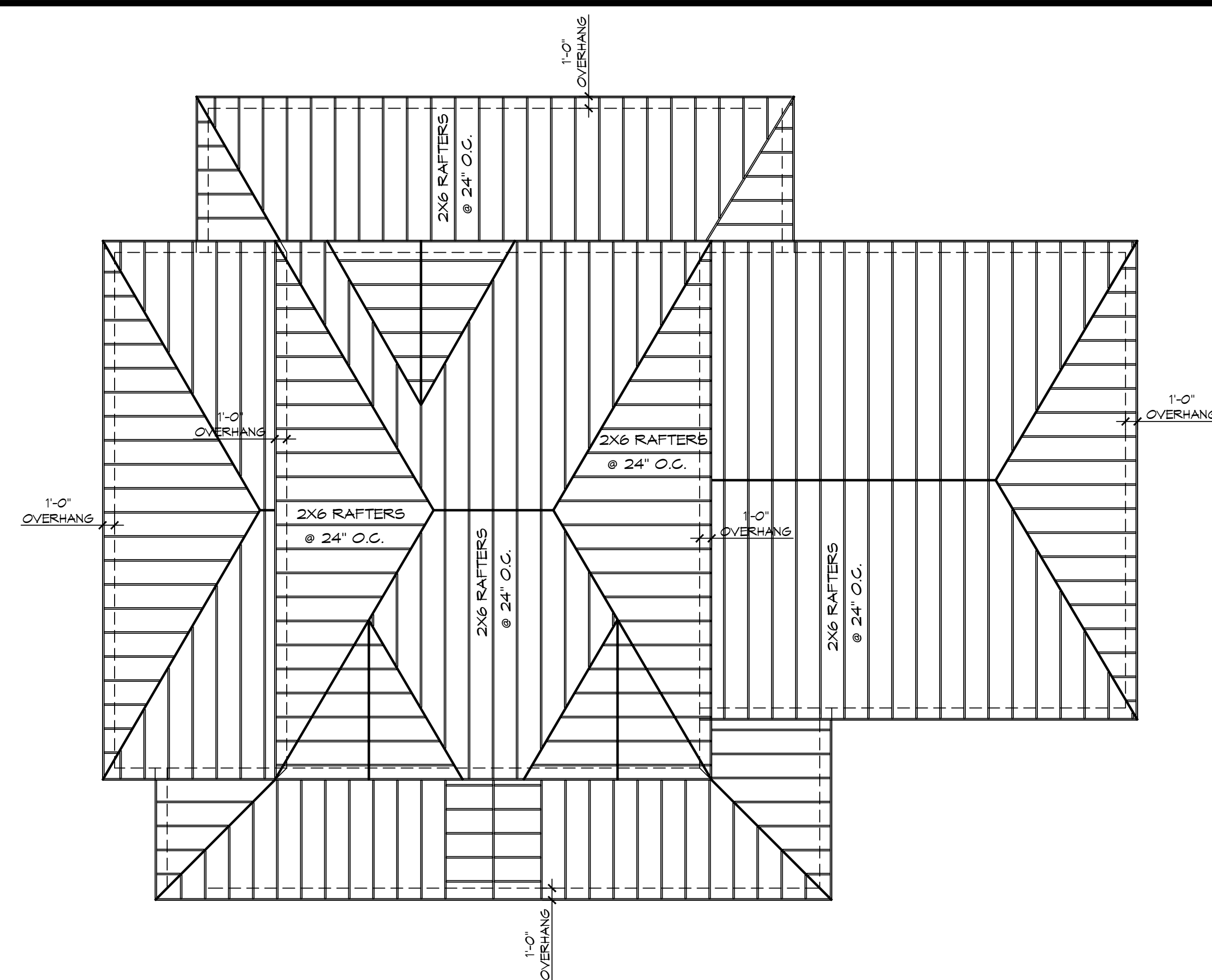
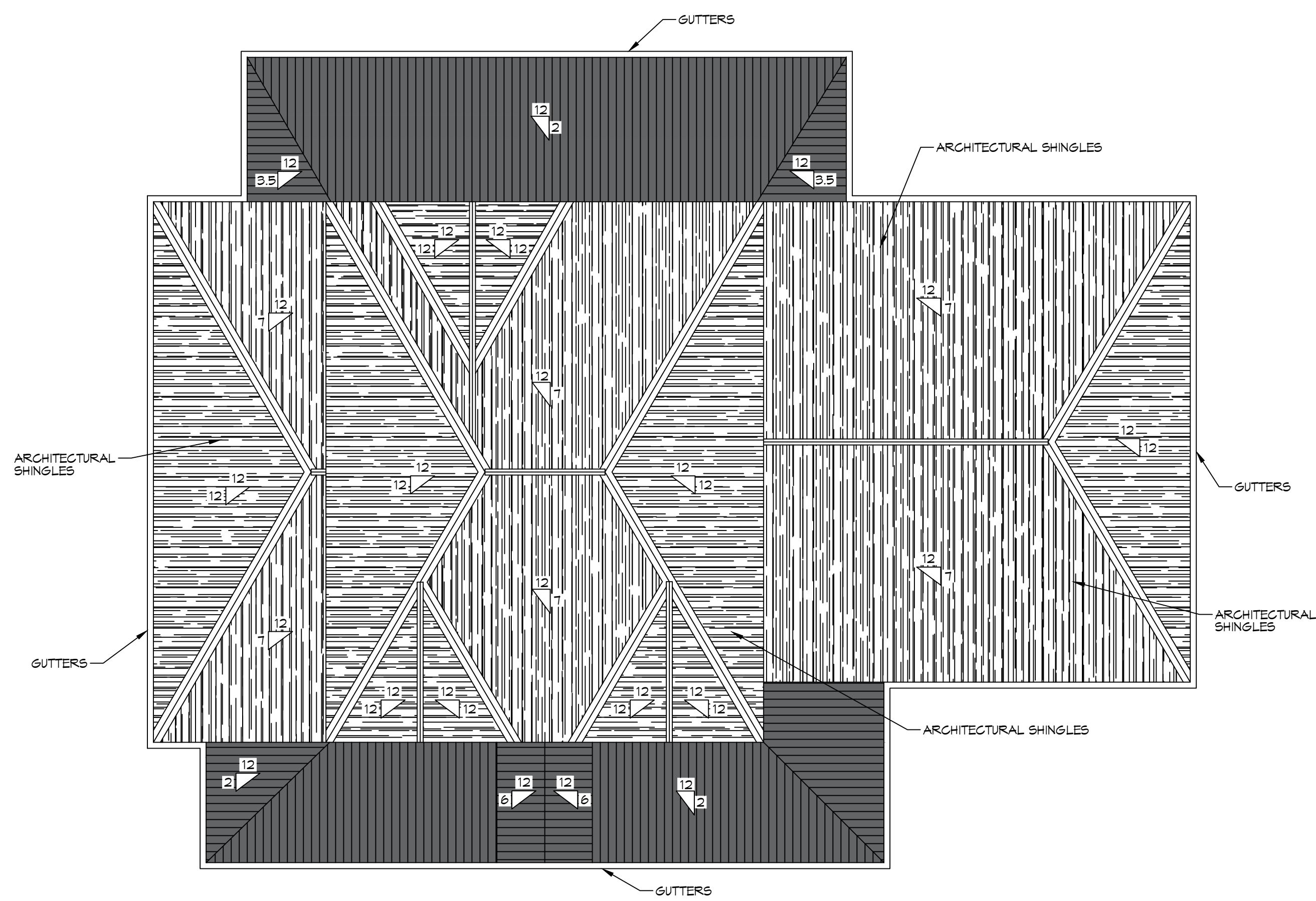


FILE NAME: A:\PROJECTS\2024\04\04\2024-04-04\2024-04-04.dwg PLOT DATE: 04/09/2024 PLOT TIME: 10:46:00 AM



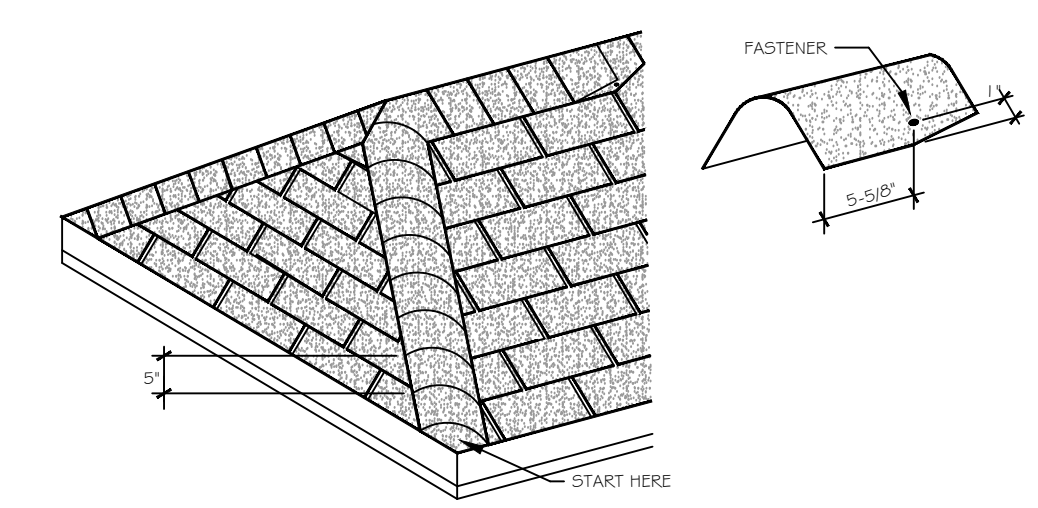
**7 ROOF FRAMING PLAN**  
SCALE: 1/8" = 1'-0"



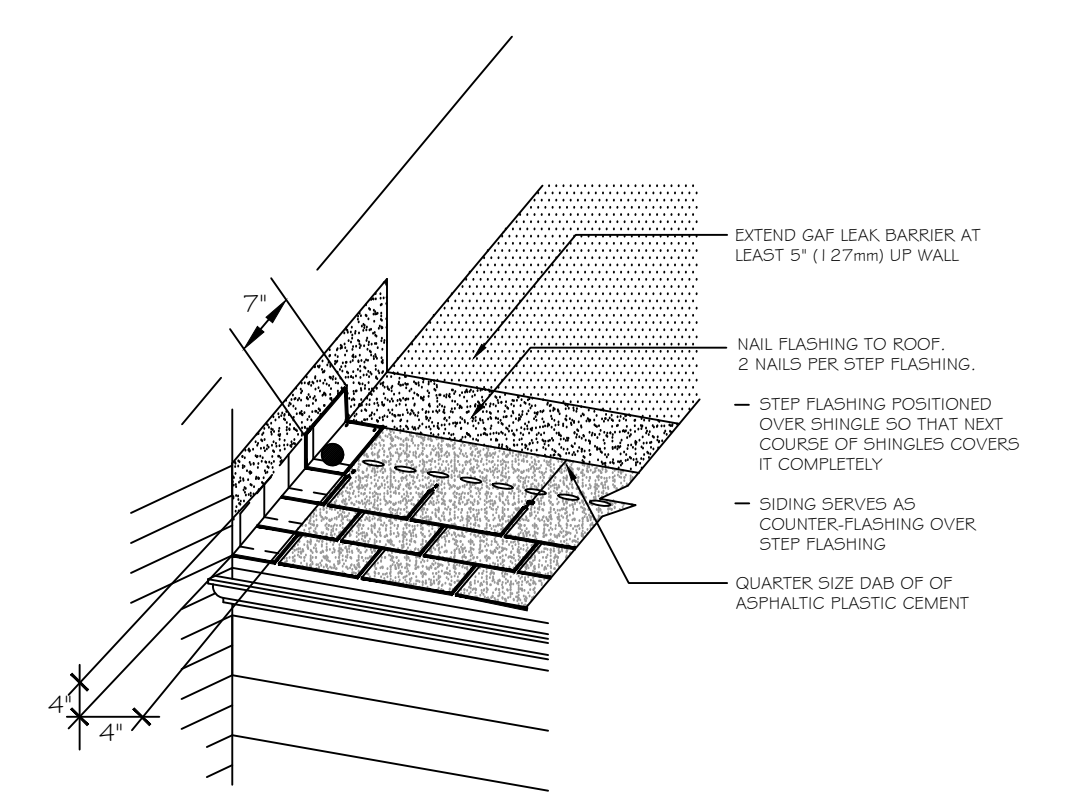
**8 ROOF PLAN**  
SCALE: 1/8" = 1'-0"

**ROOF NOTES**

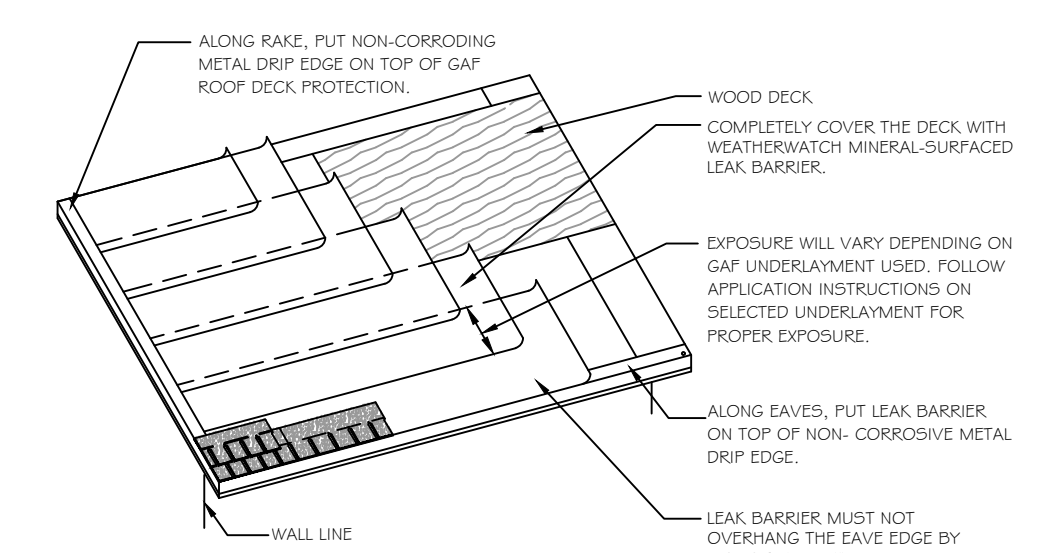
1. ALL JOIST SPANS, HEADERS AND GIRDERS REVIEWED AS #2 SOUTHERN YELLOW PINE.
  2. ANY CHANGES IN THE SPECIES OR GRADE SHALL CONFORM TO THE APPROPRIATE SPAN TABLES, FLOOR JOIST CHAPTER 5, RAFTERS & CEILING JOIST CHAPTER 6, UNLESS NOTED ON THE CONSTRUCTION PLANS.
  3. ALL JOIST, BEAMS, HEADERS, HIPS, VALLEYS, AND PURLINS SHALL BE SUPPORTED AND BRACED TO LOAD BEARING WALLS AS REQUIRED BY THE INTERNATIONAL RESIDENTIAL BUILDING CODE.
  4. ALL SHALL BE SIZED FOR SPAN AND FOR ALL LOADS THAT WILL BE APPLIED.
  5. CEILING JOISTS SPANS ARE BASED ON 2018 INTERNATIONAL RESIDENTIAL CODE (I.R.C.) SOUTHERN YELLOW PINE #2 LUMBER SPANS.
  6. HEADER SIZES SHOULD BE BASED ON I.R.C. 2018 - TABLE R502.5
  7. DESIGN AND LAYOUT OF TRIM JOISTS TO BE PROVIDED BY TRIM JOIST MANUFACTURER.
  8. ALL LUMBER TO BE #2 SOUTHERN PINE.
  9. FIRE ENGINEERED LVL, BEAM & GLUE LAM SHALL BE SIZED PER MANUFACTURER RECOMMENDATION.
- NOTE: OWNER TO SELECT STYLES OF ROOFING & FOLLOW MANUFACTURERS INSTALLATION REQUIREMENTS.



**HIP/RIDGE DETAIL**  
SCALE: N.T.S.




**STEP FLASHING DETAIL**  
SCALE: N.T.S.



**UNDERLAYMENT DETAIL**  
SCALE: N.T.S.

**DAMMON ENGINEERING, INC.**  
 LOUISIANA & MISSISSIPPI  
 Chief Engineer: Brian Misch, PE  
 554 Old Spanish Trail  
 Slidell, LA 70458  
 www.dammonengineering.com  
 info@dammonengineering.com  
 PH: 985.649.8832

#	DESCRIPTION	DATE



**HOUSE PLAN**  
**DARRELTE & JOSEPH CHARLETTE**  
 LOT 31  
 GULBORN DRIVE  
 SLIDELL, LA 70460  
 JOB No: \_\_\_\_\_  
 DATE: 04-09-2024  
 DRAWN BY: SKC  
 CHECKED BY: CKD

SHEET TITLE:  
**ROOF FRAMING PLAN AND ROOF PLAN**

DRAWING NUMBER:

**S103**