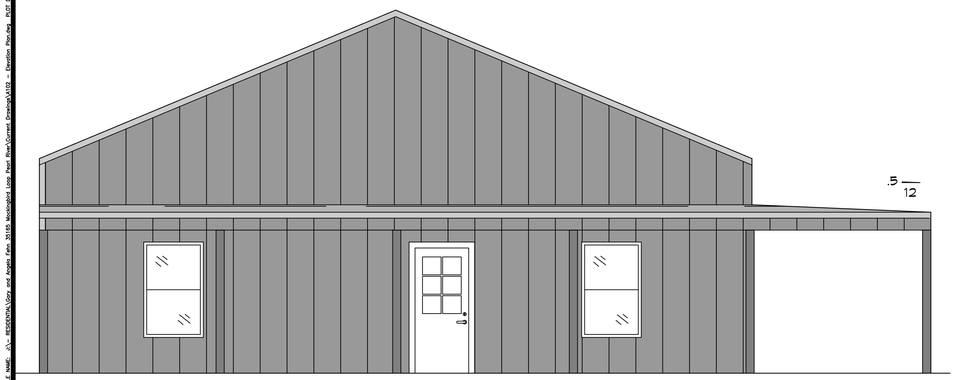

12 FRONT ELEVATION PLAN
SCALE: 1/4" = 1'-0"

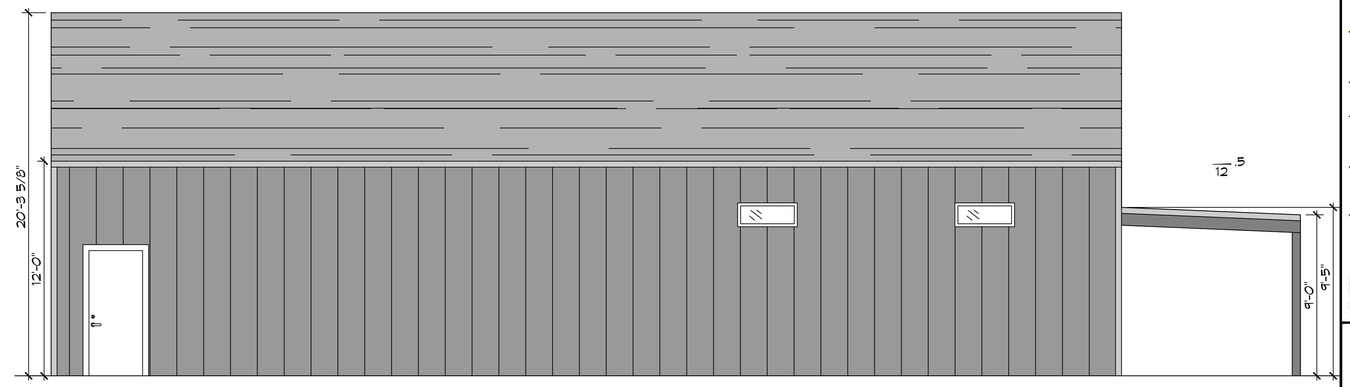

13 LEFT ELEVATION PLAN
SCALE: 1/4" = 1'-0"

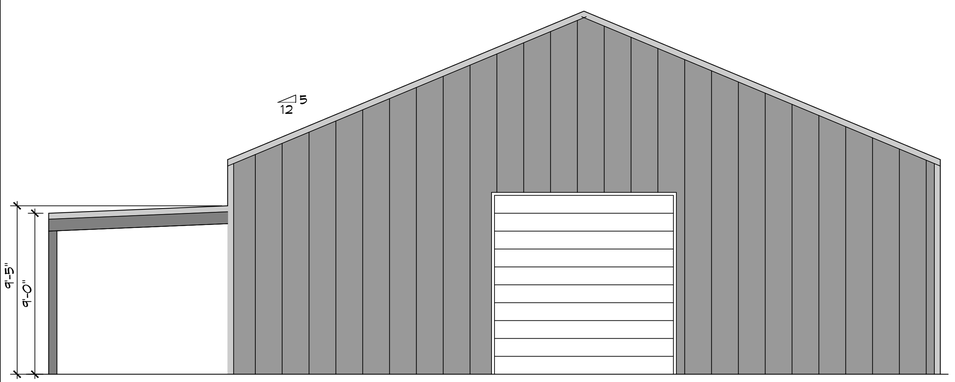

14 REAR ELEVATION PLAN
SCALE: 1/4" = 1'-0"

15 RIGHT ELEVATION PLAN
SCALE: 1/4" = 1'-0"

DAMMON ENGINEERING, INC.
LOUISIANA & MISSISSIPPI

www.dammonengineering.com
info@dammonengineering.com
PH: 985.649.5832

Chief Engineer: Brian Mistich, PE
15414 Doyle Trail
Slidell, LA 70458

#	DESCRIPTION	DATE

REVISIONS

SEAL:

HOUSE PLAN

GARRY AND ANGELA FEHN
35165 MOCKINGBIRD LOOP
PEARL RIVER, LA 70452

DATE:	12-11-2024
JOB No:	
DRAWN BY:	SCA
CHECKED BY:	CAD

All rights reserved. Copyright © 2024 Dammon Engineering, Inc. The plans, specifications, and all other documents, including electronic documents, prepared by Dammon Engineering, and any copies thereof that may be made, are the property of Dammon Engineering, and may not be reproduced or distributed without written consent of Dammon Engineering. The plans, specifications, and other documents have been prepared for the project by which they have been prepared and distributed without written consent of Dammon Engineering, shall be returned to Dammon Engineering upon completion of the project.

SHEET TITLE:
EXTERIOR ELEVATION PLAN

DRAWING NUMBER:
A102

SHEET No: 9 of 1