

Gordmans

Store #6593

**4402 E. Aloha Dr. Ste 18
Diamondhead, MS 39525**

January 27, 2020

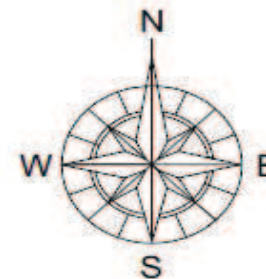
300

Allen Industries
YOUR BRAND AT ITS BEST™



SITE PLAN LEGEND

- 1 7'-0" Channel Letter Set



SITE PLAN
SCALE: NTS

Project Information

Client: **Gordmans**
 Location: **4402 E. Aloha Dr. Ste 18
 Diamondhead, MS 39525**
 File: **Gordmans.6593_Diamondhead, MS_300**
 Sales: **DS** Design: **M. Jones** Project Manager: **J. Cheek**

Date / Description

01/27/20 Issue Date
 - Issue Date -

Notes

Patch & paint wall color SW-0088

Client Review Status

Allen Industries, Inc. requires that an Approved drawing be obtained from the client prior to any production or final production release/revision.

Approved Approved as Noted Revise & Resubmit

Name: _____ Date: _____

Declaration

Copyright © 2019 Allen Industries, Inc.
 This is an original, unpublished drawing, created by Allen Industries, Inc. This drawing is submitted to you in confidence for your use solely in connection with the project being planned for you by Allen Industries, Inc. and is not to be shown to anyone outside your organization, nor used, reproduced, copied or published in any fashion whatsoever. The designs shown on the drawing (except for any registered trademarks that may belong to a client of Allen Industries, Inc.) remain the property of Allen Industries, Inc.



1-800-967-2553
www.allenindustries.com



EXISTING
 Not to Scale

This sign is designed to withstand 142 MPH wind load.
 This sign will contain a UL label
 This sign will be installed using 3/8" thru-bolts or appropriately sized fasteners
 as necessary



PROPOSED
 Not to Scale



Project Information

Client: **Gordmans**
 Location: **4402 E. Aloha Dr. Ste 18
 Diamondhead, MS 39525**
 File: **Gordmans.6593_Diamondhead, MS_300**
 Sales: **DS** Design: **M. Jones** Project Manager: **J. Cheek**

Date / Description: **01/27/20** Issue Date: **-**

Notes
 Patch & paint wall color SW-0036

Client Review Status


Allen Industries, Inc. requires that you Approved drawing be obtained from the client prior to any production or reproduction.
 Approved Approved as Noted Revise & Resubmit
 Name: _____ Title: _____ Date: _____

Declaration

Copyright © 2019 Allen Industries, Inc.
 This is an original, unpublished drawing, created by Allen Industries, Inc. This drawing is submitted to you in confidence for your use solely in connection with the project being planned for you by Allen Industries, Inc. and is not to be shown to anyone outside your organization, nor used, reproduced, copied, or credited in any fashion whatsoever. The designs shown on the drawing (except for any registered trademarks that may belong to a client of Allen Industries, Inc.) remain the property of Allen Industries, Inc.



This sign is designed to withstand 142 MPH wind load.
 This sign will contain a UL label
 This sign will be installed using 3/8" thru-bolts or appropriately sized fasteners
 as necessary



ELEVATION VIEW
 Scale: 3/8" = 1'-0"

Square Footage:
 A 76.875 x 51 = 27.20
 B 60 x 71 = 29.58
 C 80.75 x 15.625 = 8.75
 D 54.25 x 102.75 = 38.69
 E 68.75 x 40.375 = 19.37

SQFT: 123.99

COLOR SPECIFICATIONS

- PMS 526C Purple (3M Bright Violet 3630 - 158)
- White

GENERAL SPECIFICATIONS:

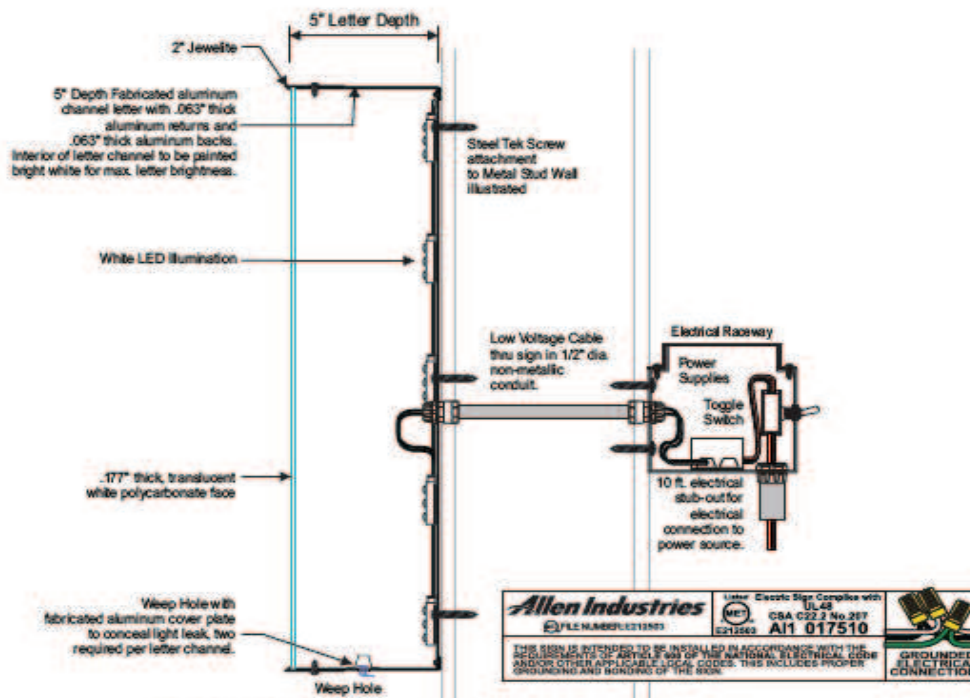
Facelit letterset to be pre-finished white, .063" aluminum returns with pre-finished white, .063" aluminum backs. Faces to be .177" translucent white polycarbonate with 2" white jewelite retainer, 1st surface applied translucent vinyl inlay with white border.
 •Illumination by white LED and remote power supplies.
 •Install to building facade with mechanical fasteners as required per wall conditions.

Hardware Mounting Chart


Note:	Masonry	Wood	Metal
Threaded Rod will be Provided Standard for All. Other Hardware is to be Provided by the Installer As Req.			
1/4" Zinc Plated Steel Threaded Rod Thru Wall	•	•	•
3/8" Lags with Shields	•		
3/8" Lag Bolts		•	
3/8" Toggle Bolts			•



SIDE VIEW



GENERAL DETAIL
 Scale: 3/16" = 1"



Project Information

Client: Gordmans
 Location: 4402 E. Aloha Dr. Ste 18, Diamondhead, MS 39525
 File: Gordmans.6593_Diamondhead, MS_300
 Sales: DS, Design: M. Jones, Project Manager: J. Cheek
 Date / Description: 01/27/20 Issue Date

Notes

Patch & paint wall color SW-0036

Client Review Status

Allen Industries, Inc. requires that an Approved drawing be obtained from the client prior to any production release or production release revision.

Approved Approved as Noted Revise & Resubmit

Name: _____

Title: _____ Date: _____

Declaration

Copyright © 2019 Allen Industries, Inc.
 This is an original, unpublished drawing, created by Allen Industries, Inc. This drawing is submitted to you in confidence for your use solely in connection with the project being planned for you by Allen Industries, Inc. and is not to be shown to anyone outside your organization, nor used, reproduced, copied or exhibited in any fashion whatsoever. The designs shown on this drawing (except for any registered trademarks that may belong to a client of Allen Industries, Inc.) remain the property of Allen Industries, Inc.

This sign is designed to withstand 142 MPH wind load.
 This sign will contain a UL label
 This sign will be installed using 3/8" thru-bolts or appropriately sized fasteners
 as necessary



7'-0" OAH Facelit Letterset
 LED Layouts
 Page 5 of 5



2471	1	34	/
		39	
		16	
		16	/ 1
		22	
		26	
		19	/ 2
		17	
		24	

Project Information

Client
Gordmans
 Location
**4402 E. Aloha Dr. Ste 18
 Diamondhead, MS 39525**
 File
Gordmans.6593_Diamondhead, MS_300
 Sales Design Project Manager
DS M. Jones J. Cheek

Date / Description

Date / Description	Issue Date
01/27/20	Issue Date
-	△ -

Notes

Patch & paint wall color SW-0036

Client Review Status

Allen Industries, Inc. requires that an Approved drawing be obtained from the client prior to any production release or production release revision.

Approved Approved as Noted Revise & Resubmit

Name _____
 Title _____ Date _____

Declaration

Copyright © 2019 Allen Industries, Inc.
 This is an original, unpublished drawing, created by Allen Industries, Inc. This drawing is submitted to you in confidence for your use solely in connection with the project being planned for you by Allen Industries, Inc. and is not to be shown to anyone outside your organization, nor used, reproduced, copied or exhibited in any fashion whatsoever. The designs shown on the drawing (except for any registered trademarks that may belong to a client of Allen Industries, Inc.) remain the property of Allen Industries, Inc.



5	/	120	150 36	178 93	75 31	2 38 /
					90051997	2471 1 179 119
						24 100 2
						0
					19160004 1 192160004	24
					9409	18 80
					191600041	18
888 694 3533 / 216 266 2419					083892 02	
GE current a Daintree company					1023/19	