

DAMMON

ENGINEERING, INC.

554 Old Spanish Trail
Slidell, LA 70458
985.649.5832

www.dammonengineering.com
info@dammonengineering.com

Architects & Engineers

SHOP DRAWING and SAMPLE TRANSMITTAL

DATE: 6/19/2025

TO: Cheri Rush
M Natal Contractor, Inc.
P.O. Box 518
Slidell, La

FROM: Chuck Dammon

SUBMITTAL No.: 099113-001-0

REFERENCE: **STP Fire District 1 Training Center**

DE Project: 2507

WE TRANSMIT:

enclosed under separate cover _____

FOR YOUR:

use record approval
 review and comment information drafting

THE FOLLOWING:

drawing(s) contracts specifications
 shop drawings samples change order(s)
 product information warranty substitution request

# COPIES	DESCRIPTION	ACTION
Electronic	Painting	A

ACTION CODES:

- A. Reviewed/No Exceptions
- B. Reviewed/Exceptions Noted
- C. Revise and Resubmit
- G. Rejected
- D. No Action Required
- E. For Signature and Return to this Office
- F. See Remarks Below

REMARKS:

Painting...please provide sample board for meeting with the owner

COPIES TO: File



Project: STFD No.1 New Training Facility
 34780 S. Range Road
 Slidell, Louisiana 70460

SUBMITTAL COVER SHEET

Arch. Project No: 2507

MNC Project No: 830

To: Dammon Engineering, Inc.
554 Old Spanish Trail
Slidell, Louisiana 70458
info@dammonengineering.com

From: Cheri Rusich
M Natal Contractor, Inc.
P.O. Box 518
Slidell, LA 70459

Attn. David Dammon
Chuck Dammon

Sent Via E-Mail

General Contractor's Review:

M Natal Contractor, Inc.

CONTRACTOR'S REVIEW:

SUBMITTAL NO: 099113-001-0
SPEC. SEC. NO: 099113
VENDOR/SUB: Buie Contractors, LLC
DESCRIPTION: Painting

NO EXCEPTIONS TAKEN
FURNISH AS CORRECTED
REJECTED; RESUBMIT
PARTIAL APPROVAL; SUBMIT ADD'L ITEM(S)

Reviewing is for conformance with the design concept of the project and compliance with the information given in the Contract Documents. The Vendor/Subcontractor is responsible for dimensions to be confirmed and correlated at the site for information that pertains solely to the fabrication process or to the means, method, technician, sequences, and procedures of construction; and for coordination of the work with all trades.

BY Cheri Rusich DATE: 06/09/2025

Architect/Engineer Review:

DAMMON ENGINEERING, INC
 Date: 06-19-2005 Project: Training Facility#2
 Reviewed: X
 Reviewed as noted: _____
 Revise and ReSubmit: _____
 Rejected: _____
 Other: _____

Correction or comments made on the shop drawings during this review do not relieve the contractor from compliance with requirements of the drawings and specifications. This check is only for review of the general conformance with the design concept of the project and general compliance with the information given in the contract documents. This contractor is responsible for: confirming and correlating all quantities and dimensions, selecting fabrication processes and techniques of construction; coordinating his or her work with that of all other trades and performing all in a safe and satisfactory manner.

Submittal item: Painting
 Comments: _____



SHERWIN-WILLIAMS®

Product Submittal

New Training Facility Fire Department

Presented By:

Ricardo Delarosa

SALES- Sales Representative PC Commercial

+1 (504) 723-5821

ricardo.delarosa@sherwin.com

SHERWIN-WILLIAMS

39201 NATCHEZ DR

SLIDELL, LA 70461 2121

(985) 643-8078

June 06, 2025

Exterior Finishes

Steel/Ferrous Metal

Primer: B66W01310 - PI PROCRYL PR OF W

- Location: Doors - Secondary Location: Frame

Two coat: B66W01351 - PI SHER-CRYL SG EW

- Location: Doors - Secondary Location: Frame

Interior Finishes

Gypsum Board

Primer: B51W00620 - PrepRite® ProBlock® Interior/Exterior Latex Primer/Sealer White

Two coat: B30W12651 - PM 200 0 FL EXTRA

- Location: Ceilings

Two coat: B20W02951 - PM200 HP 0 EG EW

- Location: Walls

Steel/Ferrous Metal

Primer: B66W01310 - PI PROCRYL PR OF W

- Location: Doors - Secondary Location: Frame

Two coat: B66W01351 - PI SHER-CRYL SG EW

- Location: Doors - Secondary Location: Frame

Wood - Interior

Primer: B51W00620 - PrepRite® ProBlock® Interior/Exterior Latex Primer/Sealer White

- Location: Walls

Notes: Epoxy Room

Two coat: B73W00361 - Pro Industrial Waterbased Epoxy Eg-Shel (Part A) Extra White / Tint Base

- Location: Walls

Notes: Epoxy Room

Concrete Masonry

Two coat: B70W08161 - FPLX 8100 EW STN A

- Location: Floor

Notes: Epoxy Room



SHERWIN-WILLIAMS.

Basic Surface Preparation

Coating performance is directly affected by surface preparation. Coating integrity and service life will be reduced because of improperly prepared surfaces. As high as 80% of all coating failures can be directly attributed to inadequate surface preparation that affects coating adhesion. Proper product selection, surface preparation, and application affect coating performance. Coating integrity and service life will be reduced because of improperly prepared surfaces. Selection and implementation of proper surface preparation ensures coating adhesion to the substrate and prolongs the service life of the coating system.

The majority of paintable surfaces are concrete, ferrous metal, galvanizing, wood and aluminum. They all require protection to keep them from deteriorating in aggressive environments. Selection of the proper method for surface preparation depends on the substrate, the environment, the coating selected, and the expected service life of the coating system. Economics, surface contamination, and the effect on the substrate will also influence the selection of surface preparation methods. Recognize that any surface preparation short of total removal of the old coating may compromise the service length of the system.

Verify the existence of lead based paints on the project. Buildings constructed after 1978 are less likely to contain lead based paints. If lead based paints are suspected on the project, all removal must be done in accordance with the EPA Renovation, Repair and Painting and all applicable state and local regulations. State and local regulations may be more strict than those set under the federal regulations. Verify that Owner has completed a Hazardous Material Assessment Report for the project prior to issuing of Drawings. Concluding that no lead based paints were found on project site, delete paragraph regarding lead based paints.

WARNING! Removal of old paint by sanding, scraping or other means may generate dust or fumes that contain lead. Exposure to lead dust or fumes may cause brain damage or other adverse health effects, especially in children or pregnant women. Controlling exposure to lead or other hazardous substances requires the use of proper protective equipment, such as a properly fitted respirator (NIOSH approved) and proper containment and cleanup. For more information, call the National Lead Information Center at 1-800-424-LEAD (in US) or contact your local health authority. Removal must be done in accordance with EPA Renovation, Repair and Painting Rule and all related state and local regulations. Care should be taken to follow all state and local regulations which may be more strict than those set under the federal RRP Rule.

No exterior painting should be done immediately after a rain, during foggy weather, when rain is predicted, or when the temperature is below 50°F, unless the products to be used are designed to be used in those environments.

Aluminum – S-W 1: Remove all oil, grease, dirt, oxide and other foreign material by cleaning per SSPC-SP1, Solvent Cleaning.

Block (Cinder and Concrete) – S-W 3: Remove all loose mortar and foreign material. Surface must be free of laitance, concrete dust, dirt, form release agents, moisture curing membranes, loose cement, and hardeners. Concrete and mortar must be cured at least 28 days at 75°F. The pH of the surface should be between 6 and 9. On tilt-up and poured-in-place concrete, commercial detergents and abrasive blasting may be necessary to prepare the surface. Fill bug holes, air pockets, and other voids with a cement patching compound (per ASTM D4261).

Brick – S-W 4: Must be free of dirt, loose and excess mortar, and foreign material. All brick should be allowed to weather for at least one year followed by wire brushing to remove efflorescence. Treat the bare brick with one coat of Loxon Conditioner.

Concrete and Masonry – Concrete, Poured – Exterior or Interior – S-W 5: The preparation of new concrete surfaces is as important as the surface preparation of steel. The following precautions will help assure maximum performance of the coating system and satisfactory coating adhesion:

- 1. Cure** – Concrete must be cured prior to coating. Cured is generally defined as concrete poured and aged at a material temperature of at least 75°F for at least 28 days unless specified products are designed for earlier application.
- 2. Moisture** – Reference ASTM F1869-98 Moisture Test by use of Calcium Chloride or ASTM D4263 Plastic Sheet Method. Concrete must be free from moisture as much as possible (it seldom falls below 15%). Vapor pressures, temperature, humidity, differentials, and hydrostatic pressures can cause coatings to prematurely fail. The source of moisture, if present, must be located, and the cause corrected prior to coating.
- 3. Temperature** – Air, surface and material temperatures must be in keeping with requirements for the selected product during and after coating application, until coating is cured.

4. Contamination – Remove all grease, dirt, paint, oil, laitance, efflorescence, loose mortar, and cement by the recommendations listed in the surface preparation section.

5. Surface Condition – Hollow areas, bug holes, voids, honeycombs, fin form marks, and all protrusions or rough edges are to be ground or stoned to provide a continuous surface of suitable texture for proper adhesion of the coating. Imperfections may require filling, as specified, with a recommended Sherwin-Williams product.

6. Concrete Treatment – Hardeners, sealers, form release agents, curing compounds, and other concrete treatments should be removed to ensure adequate coating adhesion and performance.

Methods of Surface Preparation on Concrete per SSPC-SP13/NACE 6 or ICRI 03732 Surface Cleaning Methods: Vacuum cleaning, air blast cleaning, and water cleaning per ASTM D4258.

Used to remove dirt, loose material, and/or dust from concrete.

Detergent water cleaning and steam cleaning per ASTM D4258.

Used to remove oils and grease from concrete. Prior to abrasive cleaning, and after abrasive cleaning, surfaces should be cleaned by one of the methods described above.

Mechanical Surface Preparation Methods:

Dry abrasive blasting, wet abrasive blasting, vacuum assisted abrasive blasting, and centrifugal shot abrasive blasting per ASTM D4259. Used to remove contaminants, laitance, and weak concrete, to expose subsurface voids, and to produce a sound concrete surface with adequate profile and surface porosity.

High-pressure water cleaning or water jetting per SSPC-SP12-NACE5.

Used to remove contaminants, laitance, and weak concrete, to expose subsurface voids, and to produce a sound concrete surface with adequate profile and surface porosity.

Impact tool methods per ASTM D4259.

Used to remove existing coatings, laitance, and weak concrete. Methods include scarifying, planing, scabbling, and rotary peening. Impact tools may fracture concrete surfaces or cause microcracking requiring surface repair.

Power tool methods per ASTM D4259.

Used to remove existing coatings, laitance, weak concrete, and protrusions in concrete. Methods include circular grinding, sanding, and wire brushing. These methods may not produce the required surface profile to ensure adequate adhesion of subsequent coatings.

Chemical Surface Preparation Methods:

Acid etching per ASTM D4260. Use to remove some surface contaminants, laitance, and weak concrete, and to provide a surface profile on horizontal concrete surfaces. This method requires complete removal of all reaction products and pH testing to ensure neutralization of the acid. Not recommended for vertical surfaces. Etching with hydrochloric acid shall not be used where corrosion of metal in the concrete is likely to occur. Adequate ventilation and safety equipment required.

1. Clean surface per ASTM D4268
2. Wet surface with clean water
3. Etch with 10-15% muriatic acid solution at the rate of 1 gallon per 75 square feet
4. Scrub with stiff brush
5. Allow sufficient time for scrubbing and until bubbling stops
6. If no bubbling occurs, surface is contaminated. Refer to ASTM D4258 or ASTM D4259
7. Rinse surface two or three times. Remove acid/water each time.
8. Surface should have a texture similar to medium grit sandpaper.
9. Neutralize surface with a 3% solution of tri-sodium phosphate and flush with clean water.
10. Allow to dry and check for excess moisture.

Cement Composition Siding/Panels – S-W 6: Remove all surface contamination by washing with an appropriate cleaner, rinse thoroughly and allow to dry. Existing peeled or checked paint should be scraped and sanded to a sound surface. Glossy surfaces should be sanded dull. Pressure clean, if needed, with a minimum of 2100 psi pressure to remove all dirt, dust, grease, oil, loose particles, laitance, foreign material, and peeling or defective coatings. Allow the surface to dry thoroughly. If the surface is new, test it for pH, many times the pH may be 10 or higher.

Composition Board (Hardboard) – S-W 9: Some composition boards may exude a waxy material that must be removed with a solvent prior to coating. Whether factory primed or unprimed, exterior composition board siding (hardboard) must be cleaned thoroughly and primed with an alkyl primer.

Copper – S-W 7: Remove all oil, grease, dirt, oxide and other foreign material by cleaning per SSPC-SP2, Hand Tool Cleaning.

Drywall—Interior and Exterior – S-W 8: Must be clean and dry. All nail heads must be set and spackled. Joints must be taped and covered with a joint compound. Spackled nail heads and tape joints must be sanded smooth and all dust removed prior to painting. Exterior surfaces must be spackled with exterior grade compounds.

Galvanized Metal – S-W 10: Allow to weather a minimum of 6 months prior to coating. Clean per SSPC-SP1 using detergent and water or a degreasing cleaner, then prime as required. When weathering is not possible or the surface has been treated with chromates or silicates, first Solvent Clean per SSPC-SP1 and apply a test area, priming as required. Allow the coating to dry at least one week before testing. If adhesion is poor, Brush Blast per SSPC-SP16 is necessary to remove these treatments.

Plaster – S-W 11: Must be allowed to dry thoroughly for at least 30 days before painting. Room must be ventilated while drying; in cold, damp weather, rooms must be heated. Damaged areas must be repaired with an appropriate patching material. Bare plaster must be cured and hard. Textured, soft, porous, or powdery plaster should be treated with a solution of 1 pint household vinegar to 1 gallon of water. Repeat until the surface is hard, rinse with clear water and allow to dry.

Steel/Ferrous Metal Substrates

SSPC-SP1- Solvent Cleaning: Solvent cleaning is a method for removing all visible oil, grease, soil, drawing and cutting compounds, and other soluble contaminants. Solvent cleaning does not remove rust or mill scale. Change rags and cleaning solution frequently so that deposits of oil and grease are not spread over additional areas in the cleaning process. Be sure to allow adequate ventilation. Follow manufacturer's safety recommendations when using solvents. For complete instructions, refer to Steel Structures Paint Council Surface Preparation Specification No.1. (Refer to each products cleaning instructions. Many acrylic coatings will state; When cleaning the surface per SSPC-SP1, use only an emulsifying industrial detergent, followed by a water rinse. **Do not use hydrocarbon solvents for cleaning.**)

SSPC-SP2 - Hand Tool Cleaning: Hand Tool Cleaning removes all loose mill scale, loose rust, and other detrimental foreign matter. It is not intended that adherent mill scale, rust, and paint be removed by this process. Mil scale, rust, and paint are considered adherent if they cannot be removed by lifting with a dull putty knife. Before hand tool cleaning, remove visible oil, grease, soluble welding residues, and salts by the methods outlined in SSPC-SP1. For complete instructions, refer to Steel Structures Paint Council Surface Preparation Specification No.2.

SSPC-SP3 - Power Tool Cleaning: Power Tool Cleaning removes all loose mill scale, loose rust, and other detrimental foreign matter. It is not intended that adherent mill scale, rust, and paint be removed by this process. Mil scale, rust, and paint are considered adherent if they cannot be removed by lifting with a dull putty knife. Before power tool cleaning, remove visible oil, grease, soluble welding residues, and salts by the methods outlined in SSPC-SP1. For complete instructions, refer to Steel Structures Paint Council Surface Preparation Specification No.3.

SSPC-SP5 / NACE 1 - White Metal Blast Cleaning: A White Metal Blast Cleaned surface, when viewed without magnification, shall be free of all visible oil, grease, dirt, dust, mill scale, rust, paint, oxides, corrosion products, and other foreign matter. Before blast cleaning, visible deposits of oil or grease shall be removed by any of the methods specified in SSPC-SP 1 or other agreed upon methods. For complete instructions, refer to Joint Surface Preparation Standard SSPC-SP5/ NACE No.1.

SSPC-SP6 / NACE 3 - Commercial Blast Cleaning: A Commercial Blast Cleaned surface, when viewed without magnification, shall be free of all visible oil, grease, dirt, dust, mill scale, rust, paint, oxides, corrosion products, and other foreign matter, except for staining. Staining shall be limited to no more than 33 percent of each square inch of surface area and may consist of light shadows, slight streaks, or minor discoloration caused by stains of rust, stains of mill scale, or stains of previously applied paint. Before blast cleaning, visible deposits of oil or grease shall be removed by any of the methods specified in SSPC-SP 1 or other agreed upon methods. For complete instructions, refer to Joint Surface Preparation Standard SSPC-SP6/NACE No.3.

SSPC-SP7 / NACE 4 - Brush-Off Blast Cleaning: A Brush-Off Blast Cleaned surface, when viewed without magnification, shall be free of all visible oil, grease, dirt, dust, loose mill scale, loose rust, and loose paint. Tightly adherent mill scale, rust, and paint may remain on the surface. Mil scale, rust, and coating are considered adherent if they cannot be removed by lifting with a dull putty knife. Before blast cleaning, visible deposits of oil or grease shall be removed by any of the methods specified in SSPC-SP 1 or other agreed upon methods. For complete instructions, refer to Joint Surface Preparation Standard SSPC-SP7/NACE No.4.

SSPC-SP10 / NACE 2 - Near-White Blast Cleaning: A Near White Blast Cleaned surface, when viewed without magnification, shall be free of all visible oil, grease, dirt, dust, mill scale, rust, paint, oxides, corrosion products, and other foreign matter, except for staining. Staining shall be limited to no more than 5 percent of each square inch of surface area and may consist of light shadows, slight streaks, or minor discoloration caused by stains of rust, stains of mill scale, or stains of previously applied paint. Before blast cleaning, visible deposits of oil or grease shall be removed by any of the methods specified in SSPC-SP 1 or other agreed upon methods. For complete instructions, refer to Joint Surface Preparation Standard SSPCSP10/ NACE No.2.

SSPC-SP11 - Power Tool Cleaning to Bare Metal: Metallic surfaces that are prepared according to this specification, when viewed without magnification, shall be free of all visible oil, grease, dirt, dust, mill scale, rust, paint, oxide corrosion products, and other foreign matter. Slight residues of rust and paint may be left in the lower portions of pits if the original surface is pitted. Prior to power tool surface preparation, remove visible deposits of oil or grease by any of the methods specified in SSPC-SP 1, Solvent Cleaning, or other agreed upon methods. For complete instructions, refer to Steel Structures Paint Council Surface Preparation Specification No.11.

SSPC-SP12 / NACE 5 - Surface Preparation and Cleaning of Metals by Waterjetting Prior to Recoating: High- and Ultra-High Pressure Water Jetting for Steel and Other Hard Materials This standard provides requirements for the use of high- and ultra-high pressure water jetting to achieve various degrees of surface cleanliness. This standard is limited in scope to the use of water only, without the addition of solid particles in the stream. For complete instructions, refer to Joint Surface Preparation Standard SSPC-SP12/NACE No.5.

SSPC-SP13 / NACE 6 or ICRI 03732 - Surface Preparation of Concrete: This standard gives requirements for surface preparation of concrete by mechanical, chemical, or thermal methods prior to the application of bonded protective coating or lining systems. The requirements of this standard are applicable to all types of cementitious surfaces including cast-in-place concrete floors and walls, precast slabs, masonry walls and shotcrete surfaces. An acceptable prepared concrete surface should be free of contaminants, laitance, loosely adhering concrete, and dust, and should provide a dry, sound, uniform substrate suitable for the application of protective coating or lining systems. Depending upon the desired finish and system, a block filler may be required. For complete instructions, refer to Joint Surface Preparation Standard SSPC-SP13/NACE No.6 or ICRI 03732

SSPC-SP14 / NACE 8 – Industrial Blast Cleaning: This standard gives requirements for industrial blast cleaning of unpainted or painted steel surfaces by the use of abrasives. This joint standard allows defined quantities of mill scale and/or old coating to remain on the surface. An industrial blast cleaned surface, when viewed without magnification, shall be free of all visible oil, grease, dust, and dirt. Traces of tightly adherent mill scale, rust, and coating residue are permitted to remain on 10% of each unit area of the surface. The traces of mill scale, rust, and coating shall be considered tightly adherent if they cannot be lifted with a dull putty knife. Shadows, streaks, and discolorations caused by stains of rust, stains of mill scale, and stains of previously applied coating may be present on the remainder of the surface.

SSPC-SP16 Brush-Off Blast Cleaning of Coated and Uncoated Galvanized Steel, Stainless Steels, and Non-Ferrous Metals: This standard covers the requirements for brush-off blast cleaning of uncoated or coated metal surfaces other than carbon steel by the use of abrasives. These requirements include visual verification of the end condition of the surface and materials and procedures necessary to achieve and verify the end condition. A brush-off blast cleaned non-ferrous metal surface, when viewed without magnification, shall be free of all visible oil, grease, dirt, dust, metal oxides (corrosion products), and other foreign matter. Intact, tightly adherent coating is permitted to remain. A coating is considered tightly adherent if it cannot be removed by lifting with a dull putty knife.

High- and Ultra-High Pressure Water Jetting for Steel and Other Hard Materials:

SSPC-SP WJ-1/NACE WJ-1: Clean to Bare Substrate (WJ-1) is intended to be similar to the degree of surface cleanliness of SSPC-SP 5/NACE 1, except that stains are permitted to remain on the surface. This standard is used when the objective is to remove every trace of rust and other corrosion products, coating and mill scale.

SSPC-SP WJ-2/NACE WJ-2: Very Thorough Cleaning (WJ-2) is intended to be similar to the degree of surface cleanliness of SSPC-SP 10/NACE 2, except that tightly adherent material, rather than only stains, is permitted to remain on the surface. This standard is used when the objective is to remove almost all rust and other corrosion products, coating, and mill scale.

SSPC-SP WJ-3/NACE WJ-3: Thorough Cleaning (WJ-3) is intended to be similar to the degree of surface cleanliness of SSPC-SP 10/NACE 2, except that tightly adherent material, rather than only stains, is permitted to remain on the surface. This standard is used when the objective is to remove much of the rust and other corrosion products, coating, and mill scale, leaving tightly adherent thin films.

SSPC-SP WJ-4/NACE WJ-4: Light Cleaning (WJ-4) is intended to be similar to the degree of surface cleanliness of SSPC-SP 10/NACE 2, except that tightly adherent material, rather than only stains, is permitted to remain on the surface. This standard is used when the objective is to allow as much of the tightly adherent rust and other corrosion products, coating, and mill scale to remain as possible, Discoloration of the surface may be present.

Water Blasting NACE Standard RP-01-72: Removal of oil grease dirt, loose rust, loose mill scale, and loose paint by water at pressures of 2,000 to 2,500 psi at a flow of 4 to 14 gallons per minute.

Stucco S-W 22 : Must be clean and free of any loose stucco. If recommended procedures for applying stucco are followed, and normal drying conditions prevail, the surface may be painted in 30 days. The pH of the surface should be between 6 and 9.

Wood—Exterior – S-W 23: Must be clean and dry. Prime and paint as soon as possible. Knots and pitch streaks must be scraped, sanded, and spot primed before a full priming coat is applied. Patch all nail holes and imperfections with a wood filler or putty and sand smooth. Caulk should be applied after priming.

Wood—Interior – S-W 24: All finishing lumber and flooring must be stored in dry, warm rooms to prevent absorption of moisture, shrinkage, and roughening of the wood. All surfaces must be sanded smooth, with the grain, never across it. Surface blemishes must be corrected and the area cleaned of dust before coating.

Vinyl Siding, Architectural Plastics, PVC & Fiberglass: – S-W 24: Clean the surface thoroughly by scrubbing with warm, soapy water. Rinse thoroughly, prime with appropriate white primer. Do not paint vinyl with any color darker than the original color. Do not paint vinyl with a color having a Light Reflective Value (LRV) of less than 56 unless VinylSafe® Colors are used. If VinylSafe® Colors are not used and darker colors lower than an LRV of 56 are, the vinyl may warp. Follow all painting guidelines of the vinyl manufacturer when painting. Only paint properly installed vinyl siding. Deviating from the manufacturer's painting guidelines may cause the warranty to be voided.

Previously Coated Surfaces – S-W 12: Maintenance painting will frequently not permit or require complete removal of all old coatings prior to repainting. However, all surface contamination such as oil, grease, loose paint, mill scale dirt, foreign matter, rust, mold, mildew, mortar, efflorescence, and sealers must be removed to assure sound bonding to the tightly adhering old paint. Glossy surfaces of old paint films must be clean and dull before repainting. Thorough washing with an abrasive cleanser will clean and dull in one operation, or, wash thoroughly and dull by sanding. Spot prime any bare areas with an appropriate primer. Recognize that any surface preparation short of total removal of the old coating may compromise the service length of the system. Check for compatibility by applying a test patch of the recommended coating system, covering at least 2 to 3 square feet. Allow to dry one week before testing adhesion per ASTM D3359. If the coating system is incompatible, complete removal is required per ASTM D4259.

Touch-Up, Maintenance and Repair

For a protective coating system to provide maximum long-term protection, regularly scheduled maintenance is required. Maintenance includes inspection of painted areas, cleaning of surfaces to remove oils, chemicals, and other contaminants, and touch-up of areas where the coatings have been damaged. Highly corrosive areas, such as those subjected to frequent chemical spillage, corrosive fumes, and/or high abrasion or temperature areas should be inspected frequently – every six months, for example. Areas exposed to less severe conditions, such as interiors and exteriors of potable water tanks, may be inspected annually to assess the condition of the coating system.

The SSPC-VIS 2, Standard Method for Evaluating Degree of Rusting on Painted Steel Surfaces, can be used as a guide to determine appropriate touch-up and repairs maintenance schedules. Touch-up would be suggested when the surface resembles Rust Grade 5-S (Spot Rusting), 6-G (General Rusting), or 6-P (Pinpoint Rusting). Surface preparation would generally consist of SSPC-SP2, SP3, SP11, or SP12. Overcoating a well protected, but aged steel surface showing no evidence of rusting, may be achieved by Low Pressure Water Cleaning per SSPC-SP12/WJ4, and applying an appropriate coating system.

Full removal of the existing coating system by abrasive blasting would be recommended when the surface resembles Rust Grade 3-S (Spot Rusting), 4-G (General Rusting), or 4-P (Pinpoint Rusting). When the coating system has deteriorated to encompass approximately 33% of the surface area, it is always more economical to consider full removal and reapplication of the appropriate protective coating system.

Mildew –Prior to attempting to remove mildew, it is always recommended to test any cleaner on a small, inconspicuous area prior to use. Bleach and bleaching type cleaners may damage or discolor existing paint films. Bleach alternative cleaning solutions may be advised.

Mildew may be removed before painting by washing with a solution of 1 part liquid bleach and 3 parts water. Apply the solution and scrub the mildewed area. Allow the solution to remain on the surface for 10 minutes. Rinse thoroughly with water and allow the surface to dry before painting. Wear protective eyewear, waterproof gloves, and protective clothing. Quickly wash off any of the mixture that comes in contact with your skin. Do not add detergents or ammonia to the bleach/water solution.



SHERWIN-WILLIAMS®

Reference Pages

Data Pages



**SHERWIN
WILLIAMS.**

Pro Industrial™ Pro-Cryl®

Universal Primer

B66-1300 Series

CHARACTERISTICS

Pro Industrial Pro-Cryl® Universal Primer is an advanced technology, self-cross-linking acrylic primer. It is rust inhibitive and was designed for both construction and maintenance applications. It can be used as a primer under water-based or solvent-based high-performance topcoats.

Features:

- Rust inhibitive, corrosion resistant
- Single component
- Early moisture resistant
- Fast dry
- Lower temperature application 35°F
- Interior and exterior use
- Suitable for use in USDA inspected facilities

For use on properly prepared:

Steel, Galvanized & Aluminum, Wood

Finish: Low Sheen

Color: Off White, Medium Grey, and Red Oxide

Recommended Spreading Rate per coat:

Wet mils: 5.0-10.0
 Dry mils: 1.9-3.8
 Coverage: 160-320 sq. ft. per gallon
 Theoretical Coverage: 609 sq. ft. per gallon
 @ 1 mil dry

Approximate spreading rates are calculated on volume solids and do not include any application loss.

Note: Brush or roll application may require multiple coats to achieve maximum film thickness and uniformity of appearance.

Drying Schedule @ 6.0 mils wet, @ 50% RH:

Drying and recoat times are temperature, humidity, and film thickness dependent.

	@40°F	@77°F	@120°F
To touch	2 hours	40 minutes	20 minutes
Tack free	8 hours	2 hours	1 hour
To recoat	16 hours	4 hours	2 hours

Tinting: **DO NOT TINT**

Extra White B66W01310

(may vary by color)

V.O.C. (less exempt solvents):

less than 50 grams per litre; 0.42 lbs. per gallon
 As per 40 CFR 59.406

Volume Solids: 38 ±2%
Weight Solids: 50 ±2%
Weight per Gallon: 10.09 lbs
Flash Point: N/A
Shelf Life: 36 months, unopened

COMPLIANCE

As of 2/14/2024, Complies with:

OTC	Yes
OTC Phase II	Yes
S.C.A.Q.M.D.	Yes
CARB	Yes
CARB SCM 2007	Yes
CARB SCM 2020	Yes
Canada	Yes
LEED® v4 & v4.1 Emissions	Yes
LEED® v4 & v4.1 V.O.C.	Yes
EPD-NSF® Certified	Yes
MIR-Manufacturer Inventory	Yes
MPI®	Yes

APPLICATION

Temperature:	
minimum	35°F / 1.6°C
maximum	120°F / 48.8°C
	air, surface and material
	At least 5°F above dew point
Relative humidity:	85% maximum

The following is a guide. Changes in pressures and tip sizes may be needed for proper spray characteristics. Always purge spray equipment before use with listed reducer. Any reduction must be compatible with the existing environmental and application conditions.

Reducer: Water

Airless Spray:	
Pressure	2000 p.s.i.
Hose	1/4 inch I.D.
Tip	.015-.019 inch
Filter	60 mesh

Conventional Spray:	
Gun	Binks 95
Fluid Nozzle	66
Air Nozzle	63 PB
Atomization Pressure	60 p.s.i.
Fluid Pressure	25 p.s.i.

Reduction: As needed up to 5% by volume

Brush: Nylon-polyester

Roller Cover: 3/8 inch woven

If specific application equipment is listed above, equivalent equipment may be substituted.

Apply paint at the recommended film thickness and spreading rate as indicated. Application of coating above maximum or below minimum recommended spreading rate may adversely affect coating performance.

Stripe coat crevices, welds, and sharp angles to prevent early failure in these areas. For best results on rusty surfaces, always apply first coat by brush.

When using spray application, use a 50% overlap with each pass of the gun to avoid holidays, bare areas, and pinholes. If necessary, cross spray at a right angle.

No painting should be done immediately after a rain or during foggy weather.

For optimal performance, this primer should be topcoated.

For exterior exposure, this primer should be topcoated within 14 days. If 14 days is exceeded remove all surface contamination by washing with an appropriate cleaner, rinse thoroughly and allow to dry. Finish with appropriate topcoat.

SPECIFICATIONS

Acceptable Water Based topcoats:

1-2 coats Pro Industrial Acrylic Coating or Pro Industrial Acrylic Dryfall
 Pro Industrial DTM Acrylic
 Pro Industrial Multi-Surface Acrylic
 Pro Industrial Pre-Catalyzed Epoxy
 Pro Industrial Pre-Catalyzed Urethane
 Pro Industrial Water Based Acrolon 100
 Pro Industrial Water Based Alkyd Urethane
 Pro Industrial Water Based Catalyzed Epoxy
 Sherwin-Williams Architectural Coatings

Acceptable Solvent Based topcoats:

Pro Industrial High Performance Epoxy
 Pro Industrial Industrial Enamels
 Tile Clad HS Epoxy

The finishes listed above are representative of the product's use. Other finishes may be appropriate.

Pro Industrial™ Pro-Cryl® Universal Primer

SURFACE PREPARATION

WARNING! If you scrape, sand or remove old paint, you may release lead dust. LEAD IS TOXIC. EXPOSURE TO LEAD DUST CAN CAUSE SERIOUS ILLNESS, SUCH AS BRAIN DAMAGE, ESPECIALLY IN CHILDREN. PREGNANT WOMEN SHOULD ALSO AVOID EXPOSURE. Wear a NIOSH-approved respirator to control lead exposure. Clean up carefully with a HEPA vacuum and a wet mop. Before you start, find out how to protect yourself and your family by contacting the National Lead Information Hotline at 1-800-424-LEAD or log on to www.epa.gov/lead.

Do not use hydrocarbon solvents for cleaning.

Remove all surface contamination by washing with an appropriate cleaner, rinse thoroughly and allow to dry. Existing peeled or checked paint should be scraped and sanded to a sound surface. Glossy surfaces should be sanded dull. Stains from water, smoke, ink, pencil, grease, etc. should be sealed with the appropriate primer-sealer. Recognize that any surface preparation short of total removal of the old coating may compromise the service length of the system.

Iron & Steel - Minimum surface preparation is Hand Tool Cleaning per SSPC-SP2. Remove all oil and grease from the surface per SSPC-SP1. For better performance, use Commercial Blast Cleaning per SSPC-SP6. Prime the area the same day as cleaned. Self priming.

Aluminum - Remove all oil, grease, dirt, oxide and other foreign material per SSPC-SP1. Self priming.

Galvanizing - Allow to weather a minimum of six months prior to coating. Solvent Clean per SSPC-SP1. When weathering is not possible, or the surface has been treated with chromates or silicates, first Solvent Clean per SSPC-SP1 and apply a test patch. Allow paint to dry at least one week before testing adhesion. If adhesion is poor, brush blasting per SSPC-SP16 is necessary to remove these treatments. Rusty galvanizing requires a minimum of Hand Tool Cleaning per SSPC-SP2, prime the area the same day as cleaned. Self priming.

Previously Painted Surfaces - If in sound condition, clean the surface of all foreign material. Smooth, hard or glossy coatings and surfaces should be dulled by abrading the surface. Apply a test area, allowing paint to dry one week before testing adhesion. If adhesion is poor, additional abrasion of the surface and/or removal of the previous coating may be necessary. Retest surface for adhesion. If paint is peeling or badly weathered, clean surface to sound substrate and treat as a new surface as above. Recognize that any surface preparation short of total removal of the old coating may compromise the service length of the system.

Wood - Surface must be clean, dry and sound. Prime with recommended primer. No painting should be done immediately after a rain or during foggy weather. Knots and pitch streaks must be scraped, sanded and spot primed before full coat of primer is applied. All nail holes or small openings must be properly caulked.

SURFACE PREPARATION

Mildew-

Prior to attempting to remove mildew, it is always recommended to test any cleaner on a small, inconspicuous area prior to use. Bleach and bleaching type cleaners may damage or discolor existing paint films. Bleach alternative cleaning solutions may be advised.

Mildew may be removed before painting by washing with a solution of 1 part liquid bleach and 3 parts clean water. Apply the solution and scrub the mildewed area. Allow the solution to remain on the surface for 10 minutes. Rinse thoroughly with clean water and allow the surface to dry before painting. Wear protective eyewear, waterproof gloves, and protective clothing. Quickly wash off any of the mixture that comes in contact with your skin. Do not add detergents or ammonia to the bleach-water solution.

PERFORMANCE

System Tested: (unless otherwise indicated)
Substrate: Steel
Surface Preparation: SSPC-SP10
Finish: 1 coat Pro Industrial Pro-Cryl Off White
1 coat Pro Industrial Acrylic Coating

Adhesion:
Method: ASTM D4541
Result: 500 p.s.i.

Corrosion Weathering:
Method: ASTM D5894, 10 cycles, 3360 hours
Result: Passes

Direct Impact Resistance:
Method: ASTM D2794
Result: greater than 140 inch lb.

Dry Heat Resistance:
Method: ASTM D2485
Result: 200°F

Flexibility:
Method: ASTM D522, 180° bend,
½ inch mandrel
Result: Passes

Moisture Condensation Resistance:
Method: ASTM D4585, 100°F, 1250 hours
Result: Passes

Pencil Hardness:
Method: ASTM D3363
Result: B

Salt Fog Resistance:
Method: ASTM B117, 1250 hours
Result: Passes

Provides performance comparable to products formulated In Lieu of federal specification: AA50557 and Paint Specification: SSPC-Paint 23.

SAFETY PRECAUTIONS

Before using, carefully read **CAUTIONS** on label.

Refer to the Safety Data Sheets (SDS) before use.

FOR PROFESSIONAL USE ONLY.

Published technical data and instructions are subject to change without notice. Contact your Sherwin-Williams representative for additional technical data and instructions.

CLEANUP INFORMATION

Clean spills, spatters, hands and tools immediately after use with soap and warm clean water. After cleaning, flush spray equipment with compliant cleanup solvent to prevent rusting of the equipment. Follow manufacturer's safety recommendations when using solvents.

HOTW	2/14/2024	B66W01310	10	39
HOTW	2/14/2024	B66A01320	08	38
HOTW	2/14/2024	B66N01310	08	39

FRC



**SHERWIN
WILLIAMS.**

Pro Industrial™ Sher-Cryl™ High Performance Acrylic

B66-1300 Series Gloss, B66-1350 Series Semi-Gloss

CHARACTERISTICS

Pro Industrial Sher-Cryl HPA is a higher performing ambient cured, one component acrylic coating with excellent performance properties.

Features:

- Chemical Resistant
- Outstanding humidity resistance
- Outstanding application characteristics
- Flash rust-early rust resistant
- Fast Dry
- Suitable for use in USDA inspected facilities

For use on properly prepared: Steel, Galvanized & Aluminum, Concrete & Masonry, Wood, Previously Painted, Zinc Rich Primers

Recommended for use in: Buildings & Warehouses, Equipment & Machinery, Storage Tanks, Piping, Structural Steel, Manufacturing Facilities, New Construction, Interior or Exterior

Finish: 35-45 @ 60° Semi-Gloss
80+ @ 60° Gloss

Colors: Most Colors, Safety Colors

Recommended Spreading Rate per coat:

(Extra White B66W01311 (may vary by color))

Wet mils:	6.0-10.0
Dry mils:	2.0-3.3
Coverage:	160-264 sq. ft. per gallon
Theoretical Coverage:	529 sq. ft. per gallon @ 1 mil dry

Approximate spreading rates are calculated on volume solids and do not include any application loss.

Note: Brush or roll application may require multiple coats to achieve maximum film thickness and uniformity of appearance.

Drying Schedule @ 7.0 mils wet, @ 50% RH:

Drying and recoat times are temperature, humidity, and film thickness dependent.

	@50°F	@77°F	@110°F
To touch	1 hours	30 minutes	5 minutes
To handle	8 hours	5 hours	15 minutes
To recoats	8 hours	5 hours	15 minutes
To cure	30 days	30 days	30 days

Tinting with CCE only:

Base	oz. per gallon	Strength
Extra White	0-6	SherColor
Ultradeep Base	10-14	SherColor
Vivid Yellow	0-12	SherColor

Extra White B66W01311

(may vary by base)

V.O.C. (less exempt solvents): As Mixed

242 grams per litre; 2.02 lbs. per gallon
As per 40 CFR 59.406

Volume Solids:	33 ±2%
Weight Solids:	42 ±2%
Weight per Gallon:	9.44 lbs
Flash Point:	N/A
Vehicle Type:	Acrylic
Shelf Life:	36 months, unopened

COMPLIANCE

As of 11/12/2024, Complies with:

OTC	Yes
OTC Phase II	Yes
S.C.A.Q.M.D.	No
CARB	Yes
CARB SCM 2007	Yes
CARB SCM 2020	Yes
Canada	Yes
LEED® v4 & v4.1 Emissions	No
LEED® v4 & v4.1 V.O.C.	Yes
EPD-NSF® Certified	No
MIR-Manufacturer Inventory	No
MPI®	Yes

APPLICATION

Temperature:

minimum	35°F / 1°C
maximum	120°F / 49°C

air, surface and material
At least 5°F above dew point

Relative humidity:

85% maximum
The following is a guide. Changes in pressures and tip sizes may be needed for proper spray characteristics. Always purge spray equipment before use with listed reducer. Any reduction must be compatible with the existing environmental and application conditions.

Reducer: Water

Airless Spray:

Pressure	1500 p.s.i.
Hose	1/4 inch I.D.
Tip	.017-.021 inch
Filter	60 mesh

Conventional Spray:

Fluid Nozzle	Binks 95
Air Nozzle	63 PB
Atomization Pressure	50 p.s.i.
Fluid Pressure	15-20 p.s.i.

Reduction: As needed up to 10% by volume

R8K10 – WB Hot Weather Reducer
No reduction in areas that are less than 340 g/L. Confirm compliance with national, state, and local air quality rules before use.

Brush: Nylon-polyester

Roller Cover: 3/8 inch woven

If specific application equipment is listed above, equivalent equipment may be substituted. Consult spray manufacturer for more information on equipment variations.

Apply paint at the recommended film thickness and spreading rate as indicated. Application of coating above maximum or below minimum recommended spreading rate may adversely affect coating performance. Spreading rates are calculated on volume solids and do not include an application loss factor due to surface profile, roughness, or porosity of the surface, skill, and technique of the applicator, method of application, various surface irregularities, material loss during mixing, spillage, over thinning, climatic conditions, and excessive film build.

Application temperature above 95°F (35°C) may cause dry spray, uneven sheen, and poor adhesion. Application temperature below 50°F (10°C) may cause poor adhesion and lengthen the drying and curing time.

Mix paint thoroughly to a uniform consistency with slow speed power agitation prior to use.

Stripe coat crevices, welds, and sharp angles to prevent early failure in these areas. When using spray application, use 50% overlap with each pass of the fan to avoid holidays, bare areas, and pinholes. If necessary, cross spray at a right angle. During the early stages of drying, the coating is sensitive to rain, dew, high humidity, and moisture condensation. Plan painting schedules to avoid these influences during the first 16-24 hours of curing.

SPECIFICATIONS

Steel:

1 coat Pro Industrial Pro-Cryl Primer
Or Pro Industrial DTM Primer/ Finish
Or Pro Industrial Kem Bond HS
Or Zinc Clad XI
2 coats Pro Industrial Sher-Cryl HPA

Aluminum:

2 coats Pro Industrial Sher-Cryl HPA

Aluminum:

1 coat Pro Industrial Pro-Cryl Primer
2 coats Pro Industrial Sher-Cryl HPA

Concrete Block (CMU):

1 coat Pro Industrial Heavy Duty Block Filler
2 coats Pro Industrial Sher-Cryl HPA

Concrete-Masonry:

1 coat Loxon Concrete & Masonry Primer
Or Loxon Conditioner
2 coats Pro Industrial Sher-Cryl HPA

Drywall:

1 coat ProMar 200 Zero V.O.C Primer
2 coats Pro Industrial Sher-Cryl HPA

Galvanizing:

2 coats Pro Industrial Sher-Cryl HPA

Pre-Finished Siding (Baked-on Finishes):

1 coat Pro Industrial DTM Bonding Primer
2 coats Pro Industrial Sher-Cryl HPA

Previously Painted:

2 coats Pro Industrial Sher-Cryl HPA

Wood, Exterior:

1 coat Exterior Wood Primer
2 coats Pro Industrial Sher-Cryl HPA

Wood, Interior:

1 coat Premium Wall & Wood Primer
2 coats Pro Industrial Sher-Cryl HPA

The systems listed above are representative of the product's use. Other systems may be appropriate. Other primers may be appropriate.

Chromatic base colors require a prime coat for maximum durability, adhesion, and corrosion protection. Application of coating on unprimed bare steel may cause pinpoint rusting.

Pro Industrial™ Sher-Cryl™ High Performance Acrylic

SURFACE PREPARATION

WARNING! If you scrape, sand or remove old paint, you may release lead dust. LEAD IS TOXIC. EXPOSURE TO LEAD DUST CAN CAUSE SERIOUS ILLNESS, SUCH AS BRAIN DAMAGE, ESPECIALLY IN CHILDREN. PREGNANT WOMEN SHOULD ALSO AVOID EXPOSURE. Wear a NIOSH-approved respirator to control lead exposure. Clean up carefully with a HEPA vacuum and a wet mop. Before you start, find out how to protect yourself and your family by contacting the National Lead Information Hotline at 1-800-424-LEAD or log on to www.epa.gov/lead.

When cleaning the surface per SSPC-SP1, use only an emulsifying industrial detergent, followed by a water rinse. **Do not use hydrocarbon solvents for cleaning.**

Remove all surface contamination by washing with an appropriate cleaner, rinse thoroughly and allow to dry. Existing peeled or checked paint should be scraped and sanded to a sound surface. Glossy surfaces should be sanded dull. Stains from water, smoke, ink, pencil, grease, etc. should be sealed with the appropriate primer-sealer. Recognize that any surface preparation short of total removal of the old coating may compromise the service length of the system.

Iron & Steel - Minimum surface preparation is Hand Tool Clean per SSPC-SP2. Remove all oil and grease from surface per SSPC-SP1. For better performance, use Commercial Blast Cleaning per SSPC-SP6. Primer recommended for best performance. Prime any bare steel within 8 hours or before flash rusting occurs.

Aluminum - Remove all oil, grease, dirt, oxide and other foreign material per SSPC-SP1. Primer required.

Galvanizing - Allow to weather a minimum of six months prior to coating. Solvent Clean per SSPC-SP1. When weathering is not possible, or the surface has been treated with chromates or silicates, first Solvent Clean per SSPC-SP1 and apply a test patch. Allow paint to dry at least one week before testing adhesion. If adhesion is poor, brush blasting per SSPC-SP16 is necessary to remove these treatments. Rusty galvanizing requires a minimum of Hand Tool Cleaning per SSPC-SP2, prime the area the same day as cleaned.

Concrete Block - Surface should be thoroughly clean and dry. Air, material, and surface temperatures must be at least 50°F (10°C) before filling. Use Pro Industrial Heavy Duty Block Filler or Loxon Acrylic Block Surfacer. The filler must be thoroughly dry before topcoating.

Masonry - All masonry must be free of dirt, oil, grease, loose paint, mortar, masonry dust, etc. Clean per SSPC-SP13-Nace 6-ICRI No. 310.2R, CSP 1-3. Poured, troweled, or tilt-up concrete, plaster, mortar, etc. must be thoroughly cured at least 30 days at 75°F. Form release compounds and curing membranes must be removed by brush blasting. Brick must be allowed to weather for one year prior to surface preparation and painting. Prime the area the same day as cleaned. Weathered masonry and soft or porous cement board must be brush blasted or power tool cleaned to remove loosely adhering contamination and to get to a hard, firm surface. Apply one coat Loxon Conditioner, following label recommendations. Primer required.

Wood - Surface must be clean, dry, and sound. Prime with recommended primer. No painting should be done immediately after a rain or during foggy weather. Knots and pitch streaks must be scraped, sanded and spot primed before full coat of primer is applied. All nail holes or small openings must be properly caulked. Sand to remove any loose or deteriorated surface wood and to obtain a proper surface profile.

Prefinished Siding (baked-on finishes)- Remove oil, grease, dirt, oxides, and other contaminants from the surface by cleaning per SSPC-SP1 or water blasting per NACE Standard RP-01-72. Always checks for compatibility of the previously painted surface with the new coating by applying a test patch of 2 - 3 square feet. Allow to dry thoroughly for 1 week before checking adhesion. Pro Industrial DTM Bonding Primer is required.

SURFACE PREPARATION

Previously Painted Surface - If in sound condition, clean the surface of all foreign material. Smooth, hard or glossy coatings and surfaces should be dulled by abrading the surface. Always check compatibility of the previously painted surface with the new coating by applying a test patch of 2-3 square feet. Allow to dry thoroughly for 1 week before checking adhesion. If adhesion is poor, additional abrasion of the surface and/or removal of the previous coating may be necessary. Retest surface for adhesion. If paint is peeling or badly weathered, clean surface to sound substrate and treat as a new surface as above. Recognize that any surface preparation short of total removal of the old coating may compromise the service length of the system.

Mildew - Prior to attempting to remove mildew, it is always recommended to test any cleaner on a small, inconspicuous area prior to use. Bleach and bleaching type cleaners may damage or discolor existing paint films. Bleach alternative cleaning solutions may be advised. Mildew may be removed before painting by washing with a solution of 1 part liquid bleach and 3 parts clean water. Apply the solution and scrub the mildewed area. Allow the solution to remain on the surface for 10 minutes. Rinse thoroughly with clean water and allow the surface to dry before painting. Wear protective eyewear, waterproof gloves, and protective clothing. Quickly wash off any of the mixture that comes in contact with your skin. Do not add detergents or ammonia to the bleach-water solution.

PERFORMANCE

**Pro Industrial Sher-Cryl HPA Gloss-2 coats
@ 3.0 mils D.F.T. per coat**
(unless otherwise noted)

Abrasion Resistance:

Method: ASTM D4060, CS17 Wheel, 1000 cycles, 1kg load
Result: 59.1 mg loss

Adhesion:

Method: ASTM D4541
Result: 947 p.s.i.

Corrosion Weathering*:

Method: ASTM D5894, 7 cycles
Result: Rating 8 for rusting
Rating 10 for blistering

Direct Impact Resistance:

Method: ASTM D2794
Result: greater than 176 inch pound

Dry Heat Resistance:

Method: ASTM D2485
Result: 300°F/149°C

Flexibility:

Method: ASTM D522, 180° bend, 1/8 inch mandrel
Result: Pass

Humidity Resistance:

Method: ASTM D4585, 2186 hours
Result: Rating 10 for rusting
Rating 10 for blistering

Pencil Hardness:

Method: ASTM D3363
Result: 4B

Water Vapor Transmission (US Perms):

Method: ASTM D1653
Result: B66W01311 Gloss, total 4.3 DFT
16.89 grains/(hr ft² in Hg)
Result: B66W01351 Semi-Gloss, total 3.5 DFT
21.94 grains/(hr ft² in Hg)

*1 coat Pro Industrial Sher-Cryl HPA over 1 coat Pro Industrial Pro-Cryl Universal Primer

Provides performance comparable to products in lieu of the Federal Specification: AA50570, and Paint Specification: SSPC-Paint 24.

SAFETY PRECAUTIONS

Before using, carefully read **CAUTIONS** on label.

Refer to the Safety Data Sheets (SDS) before use.

FOR PROFESSIONAL USE ONLY.

Published technical data and instructions are subject to change without notice. Contact your Sherwin-Williams representative for additional technical data and instructions.

CLEANUP INFORMATION

Clean spills, spatters, hands and tools immediately after use with soap and warm clean water. After cleaning, flush spray equipment with compliant cleanup solvent to prevent rusting of the equipment. Follow manufacturer's safety recommendations when using solvents.

HOTW	11/12/2024	B66W01300	26	238
HOTW	11/12/2024	B66W01311	30	242
HOTW	11/12/2024	B66T01304	27	227
HOTW	11/12/2024	B66B01300	19	225
HOTW	11/12/2024	B66R01300	33	219
HOTW	11/12/2024	B66Y01300	29	219
HOTW	11/12/2024	B66W01351	38	238
HOTW	11/12/2024	B66T01354	30	244

PrepRite® ProBlock®

Interior-Exterior Latex Primer-Sealer

B51-600 Series



**SHERWIN
WILLIAMS.**

CHARACTERISTICS

PrepRite® ProBlock® Interior-Exterior Latex Primer-Sealer:

- Assures uniform appearance of topcoats
- Fast Dry
- Apply at temperatures down to 35°F
- Assures adhesion of the topcoat to slick, glossy surfaces
- Seals out solvent sensitive stains – tar, solvent based markers, etc.
- Seals minor dried water stains and tannin
- Provides easy “slip” for positioning wallpaper

Use on interior:

- Ceiling Tiles • Paneling • Wall Laminate
- Cured Plaster • Drywall • Varnished Woodwork
- Kitchen Cabinets Ceramic • Wall Tile
- Under Wallcovering

Use on Interior and Exterior:

- Wood • Aluminum • Galvanized Metal
- Previously Painted Surfaces • PVC Piping
- Drywall • Concrete and Masonry • Many Plastics
- Glossy Surfaces • Fiberglass • Copper
- Glazed Block

Color: White & Deep Base
For best color development, use the recommended “p”-shade primer. Check color before use.

Coverage: 400 sq. ft. per gallon
@ 4 mils wet; 1.4 mils dry

Drying Time, @ 77° F, 50% RH:
Touch: 30 minutes
Recoat as a primer: 1 hour
Recoat as a stain sealer: 4 hours
Recoat to apply wallcovering: 2 hours
Drying and recoat times are temperature, humidity, and film thickness dependent.

Finish: 5-10 units @ 85°

Tinting with CCE Only:

Base	oz. per gallon	Strength
White	0-4	SherColor
Deep Base	4-12	SherColor

White B51W00620

(may vary by color)

V.O.C. (less exempt solvents):

Less than 50 grams per litre; 0.42 lbs. per gallon
As per 40 CFR 59.406

Volume Solids: 35 ±2%
Weight Solids: 52 ±2%
Weight per Gallon: 10.89 lbs
Flash Point: N.A.
Vehicle Type: Styrenated Acrylic Latex
Shelf Life: 36 months, unopened

Anti-microbial – This product contains agents which inhibit the growth of microbes on the surface of this paint film.

COMPLIANCE

As of 8/1/2023, Complies with:

OTC	Yes
OTC Phase II	Yes
S.C.A.Q.M.D.	Yes
CARB	Yes
CARB SCM 2007	Yes
CARB SCM 2020	Yes
Canada	Yes
LEED® v4 & v4.1 Emissions	Yes
LEED® v4 & v4.1 V.O.C.	Yes
EPD-NSF® Certified	Yes
MIR-Manufacturer Inventory	Yes
MPI®	Yes

APPLICATION

When the air temperature is at 35°F, substrates may be colder; prior to painting, check to be sure the air, surface and material temperature is above 35°F and at least 5°F above the dew point. Avoid using if rain or snow is expected within 2-3 hours. Air and surface temperatures must not drop below 35°F for 48 hours after application.

Do not reduce for stain blocking.

Brush:
Use a nylon-polyester brush.

Roller:
Use a 3/8 inch nap soft woven cover.

For specific brushes and rollers, please refer to our Brush and Roller Guide on sherwin-williams.com

Spray - Airless:
Pressure 2000 p.s.i.
Tip .015-.021 inch

APPLICATION TIPS

For best topcoat color development, use a recommended “P”-shade primer. Check color before use.

When spot priming on some surfaces, a non-uniform appearance of the final coat may result, due to differences in holdout between primed and unprimed areas. To avoid this, prime the entire surface rather than spot priming.

For optimal performance, this primer must be topcoated with a latex, alkyd-oil, water-based epoxy, or solvent based epoxy coating on architectural applications.

For exterior exposure, this primer must be topcoated within 14 days with architectural latex or oil finishes.

General Priming: PrepRite ProBlock Interior-Exterior Latex Primer-Sealer can be topcoated in 1 hour in non-stain blocking applications.

SPECIFICATIONS

1 coat PrepRite ProBlock Interior-Exterior Latex Primer-Sealer
2 coats appropriate topcoat

Recommended Architectural Topcoats:

All Surface Enamels
A-100® Exterior Latex
Duration® Exterior & Duration Home® Interior
Emerald® Exterior & Interior
Emerald® Urethan Trim Enamel
SuperPaint® Exterior & Interior
ProClassic® Interior Enamels
ProMar® Interior

Recommended Architectural Topcoats:

Pro Industrial™ Acrylic Coating
Pro Industrial™ Pre-Cat Epoxy
Pro Industrial™ Pre-Cat Urethane
Pro Industrial™ Waterbased Catalyzed Epoxy

PrepRite® ProBlock®

Interior-Exterior Latex Primer-Sealer

SURFACE PREPARATION

WARNING! If you scrape, sand or remove old paint, you may release lead dust. LEAD IS TOXIC. EXPOSURE TO LEAD DUST CAN CAUSE SERIOUS ILLNESS, SUCH AS BRAIN DAMAGE, ESPECIALLY IN CHILDREN. PREGNANT WOMEN SHOULD ALSO AVOID EXPOSURE. Wear a NIOSH-approved respirator to control lead exposure. Clean up carefully with a HEPA vacuum and a wet mop. Before you start, find out how to protect yourself and your family by contacting the National Lead Information Hotline at 1-800-424-LEAD or log on to www.epa.gov/lead.

Remove all surface contamination by washing with an appropriate cleaner, rinse thoroughly and allow to dry. Scrape and sand peeled or checked paint to a sound surface. Sand Glossy surfaces dull. Recognize that any surface preparation short of total removal of the old coating may compromise the service length of the system.

Special recommendations:

After priming stained surfaces, allow to dry 4 hours, test a small area for bleeding by applying the topcoat before painting the entire project. If the stain bleeds through, apply a second coat of primer, and allow to dry overnight and retest before topcoating. For a complete primer outside, use appropriate exterior primers.

Caulking:

Fill gaps between walls, ceiling, crown moldings, and other with the appropriate caulk after priming the surface.

Drywall:

Fill cracks and nail holes with patching paste-spackle and sand smooth. Joint compounds must be cured and sanded smooth. Remove all sanding dust.

Fire restoration work:

Thoroughly clean the surface before applying to smoke-stained areas. Apply one or two coats of Multi-Purpose Latex Primer/Sealer and test a small area for bleeding before painting the entire surface.

Testing:

Always check for compatibility and adhesion to the surface by applying a test patch of 2-3 square feet. Allow to dry thoroughly for 1 week before checking adhesion.

Tile:

Laminate, ceramic, and plastic tiles, and similar glossy surfaces, must be free of all oil, grease, and soap residue. Do not use this product in areas subject to excessive water, e.g.: in showers, around sinks, on counter tops.

On hard, slick, glossy or otherwise hard to paint surfaces, after preparing the surface, apply a test area of this primer, allow to dry properly and test for adhesion.

SURFACE PREPARATION

Mildew:

Prior to attempting to remove mildew, it is always recommended to test any cleaner on a small, inconspicuous area prior to use. Bleach and bleaching type cleaners may damage or discolor existing paint films. Bleach alternative cleaning solutions may be advised.

Mildew may be removed before painting by washing with a solution of 1 part liquid bleach and 3 parts clean water. Apply the solution and scrub the mildewed area. Allow the solution to remain on the surface for 10 minutes. Rinse thoroughly with clean water and allow the surface to dry before painting. Wear protective eyewear, waterproof gloves, and protective clothing. Quickly wash off any of the mixture that comes in contact with your skin. Do not add detergents or ammonia to the bleach-water solution.

Plaster:

Bare plaster must be cured, usually 30 days, and hard. If painting cannot wait, allow the surface to dry 7 days and prime with Loxon Concrete and Masonry Primer. Soft, porous, or powdery plaster should be treated with a solution of 1 pint household vinegar to 1 gallon of clean water. Repeat until the surface is hard, rinse with clear water and allow to dry.

When used as a primer under wallcovering:

After the wallcovering has been applied and the adhesive has dried and cured, wait at least 21 days before removing the wallcovering to avoid damage to the drywall.

Wood Exterior:

Sand any exposed, weathered wood to a fresh surface. Replace any deteriorated wood. On woods that present potential tannin bleeding, such as redwood and cedar, Multi-Purpose Latex can be used. Care must be taken to determine if tannins will be activated by the water in the coating. To test for bleeding, coat a 4 foot by 4 foot section with the primer. If no bleeding is evident within 4 hours, proceed with complete priming. If bleeding occurs, use Exterior Oil-Based Wood Primer.

For a complete whole house primer outside, use Exterior Latex Wood Primer or Exterior Oil-Based Wood Primer.

CAUTIONS

Protect from freezing.

Non-Photochemically reactive.

Before using, carefully read **CAUTIONS on label**.

CRYSTALLINE SILICA Use only with adequate ventilation. To avoid overexposure, open windows and doors or use other means to ensure fresh air entry during application and drying. If you experience eye watering, headaches, or dizziness, increase fresh air, or wear respiratory protection (NIOSH approved) or leave the area. Adequate ventilation required when sanding or abrading the dried film. If adequate ventilation cannot be provided wear an approved particulate respirator (NIOSH approved). Follow respirator manufacturer's directions for respirator use. Avoid contact with eyes and skin. Wash hands after using. Keep container closed when not in use. Do not transfer contents to other containers for storage. **FIRST AID:** In case of eye contact, flush thoroughly with large amounts of water. Get medical attention if irritation persists. If swallowed, call Poison Control Center, hospital emergency room, or physician immediately. **DELAYED EFFECTS FROM LONG TERM OVEREXPOSURE.** Abrading or sanding of the dry film may release crystalline silica which has been shown to cause lung damage and cancer under long term exposure. **WARNING:** This product contains chemicals known to the State of California to cause cancer and birth defects or other reproductive harm. **DO NOT TAKE INTERNALLY. KEEP OUT OF THE REACH OF CHILDREN.**

HOTW 8/1/2023 B51W00620 41 00
SP

CLEANUP INFORMATION

Clean spills, splatters, hands and tools immediately after use with soap and clean warm water. After cleaning, flush spray equipment with compliant cleanup solvent to prevent rusting of the equipment. Follow manufacturer's safety recommendations when using solvents.

ProMar® 200 Zero V.O.C.

Interior Latex Flat

B30-Series



**SHERWIN
WILLIAMS.**

CHARACTERISTICS

ProMar® 200 Zero V.O.C. Interior Latex Flat is a durable, professional quality, interior vinyl acrylic finish for use on walls and ceilings of primed plaster, wallboard, wood, masonry, and primed metal.

Color: Most Colors
To optimize hide and color development, always use the recommended P-Shade primer.

Coverage: 350-400 sq. ft. per gallon
@ 4 mils wet
1.4 mils dry

Drying Time, @ 77° F, 50% RH:
Touch: 1 Hour
Recoat: 4 Hours
Drying and recoat times are temperature, humidity, and film thickness dependent.

Finish: 1.5-3.5 units @ 85°

Tinting with CCE only:

Base:	oz. per gallon:	Strength:
High Ref White	0-6	SherColor
Extra White	0-7	SherColor
Deep Base	4-12	SherColor
Ultradeep Base	10-12	SherColor
Real Red	0-12	SherColor
Bright Yellow	0-12	SherColor
Dover White		Do Not Tint

Extra White B30W12651

(may vary by color)

V.O.C. (less exempt solvents):

Less than 50 grams per litre; 0.42 lbs. per gallon
As per 40 CFR 59.406

Volume Solids: 34 ±2%

Weight Solids: 52 ±2%

Weight per Gallon: 11.45 lbs

Flash Point: N.A.

Vehicle Type: Vinyl Acrylic

Shelf Life: 36 months, unopened

WVP Perms (US): 70.83 grains/(hr ft² in Hg)

Anti-microbial

This product contains agents which inhibit the growth of mold and mildew on the surface of this paint film.

COMPLIANCE

As of 06/29/2023, Complies with:

OTC	Yes
OTC Phase II	Yes
S.C.A.Q.M.D.	Yes
CARB	Yes
CARB SCM 2007	Yes
CARB SCM 2020	Yes
Canada	Yes
LEED® v4 & v4.1 Emissions	Yes
LEED® v4 & v4.1 V.O.C.	Yes
EPD-NSF® Certified	Yes
MIR-Manufacturer Inventory	Yes
MPI®	Yes

APPLICATION

Apply at temperatures above 50°F
No reduction needed.

Brush:
Use a nylon-polyester brush.

Roller:
Use a 3/8 to 3/4 inch nap synthetic cover.

For specific brushes and rollers, please refer to our Brush and Roller Guide on Sherwin-williams.com

Spray - Airless:
Pressure 2000 p.s.i.
Tip .017-.021 inch

APPLICATION TIPS

Make sure product is completely agitated (mechanically or manually) before use.

Priming and application of two coats at the recommended film thickness can help where hiding of a previous coating or application to new drywall is a factor.

Using the same method of application and batch to touch up with as that originally used will help improve touch up.

When original application was by spray, preconditioning of touch up paint by running it through the spray tip will help touch up appearance.

SPECIFICATIONS

Block:
1 coat ConFlex Block Filler*
2 coats ProMar 200 Zero V.O.C. Interior Latex

Drywall:
1 coat ProMar 200 Zero V.O.C. Latex Primer
2 coats ProMar 200 Zero V.O.C. Interior Latex

Masonry:
1 coat Loxon Concrete & Masonry Primer*
2 coats ProMar 200 Zero V.O.C. Interior Latex

Plaster:
1 coat Loxon Concrete & Masonry Primer*
2 coats ProMar 200 Zero V.O.C. Interior Latex

Wood:
1 coat Premium Wall & Wood Primer*
2 coats ProMar 200 Zero V.O.C. Interior Latex

*These primers contain less than 50 grams per litre V.O.C.

Other primers may be appropriate.

When repainting involves a drastic color change, a coat of primer will improve the hiding performance of the topcoat color.

ProMar[®] 200 Zero V.O.C. Interior Latex Flat

SURFACE PREPARATION

WARNING! If you scrape, sand or remove old paint, you may release lead dust. LEAD IS TOXIC. EXPOSURE TO LEAD DUST CAN CAUSE SERIOUS ILLNESS, SUCH AS BRAIN DAMAGE, ESPECIALLY IN CHILDREN. PREGNANT WOMEN SHOULD ALSO AVOID EXPOSURE. Wear a **NIOSH**-approved respirator to control lead exposure. Clean up carefully with a **HEPA** vacuum and a wet mop. Before you start, find out how to protect yourself and your family by contacting the National Lead Information Hotline at **1-800-424-LEAD** or log on to **www.epa.gov/lead**.

Remove all surface contamination by washing with an appropriate cleaner, rinse thoroughly and allow to dry. Existing peeled or checked paint should be scraped and sanded to a sound surface. Glossy surfaces should be sanded dull. Stains from water, smoke, ink, pencil, grease, etc. should be sealed with the appropriate primer-sealer. Recognize that any surface preparation short of total removal of the old coating may compromise the service length of the system.

Caulking:

Gaps between walls, ceiling, crown moldings, and other interior trim can be filled with the appropriate caulk after priming the surface.

Drywall:

Fill cracks and holes with patching paste-spackle and sand smooth. Joint compounds must be cured and sanded smooth. Remove all sanding dust.

Masonry, Concrete, Cement, Block:

All new surfaces must be cured according to the supplier's recommendations – usually about 30 days. Remove all form release and curing agents. Rough surfaces can be filled to provide a smooth surface. If painting cannot wait 30 days, allow the surface to cure 7 days and prime the surface with Loxon Concrete & Masonry Primer.

SURFACE PREPARATION

Mildew:

Prior to attempting to remove mildew, it is always recommended to test any cleaner on a small, inconspicuous area prior to use. Bleach and bleaching type cleaners may damage or discolor existing paint films. Bleach alternative cleaning solutions may be advised. Mildew may be removed before painting by washing with a solution of 1 part liquid bleach and 3 parts clean water. Apply the solution and scrub the mildewed area. Allow the solution to remain on the surface for 10 minutes. Rinse thoroughly with clean water and allow the surface to dry before painting. Wear protective eyewear, waterproof gloves, and protective clothing. Quickly wash off any of the mixture that comes in contact with your skin. Do not add detergents or ammonia to the bleach-water solution.

Plaster:

Bare plaster must be cured and hard. Textured, soft, porous, or powdery plaster should be treated with a solution of 1 pint household vinegar to 1 gallon of clean water. Repeat until the surface is hard, rinse with clear water and allow to dry.

Wood:

Sand any exposed wood to a fresh surface. Patch all holes and imperfections with a wood filler or putty and sand smooth.

CAUTIONS

For interior use only.
Protect from freezing.
Non-Photochemically reactive.

Before using, carefully read **CAUTIONS on label**.

Use only with adequate ventilation. To avoid overexposure, open windows and doors or use other means to ensure fresh air entry during application and drying. If you experience eye watering, headaches, or dizziness, increase fresh air, or wear respiratory protection (**NIOSH** approved) or leave the area. Avoid contact with eyes and skin. Wash hands after using. Keep container closed when not in use. Do not transfer contents to other containers for storage.

FIRST AID: In case of eye contact, flush thoroughly with large amounts of water. Get medical attention if irritation persists. If swallowed, call Poison Control Center, hospital emergency room, or physician immediately. **WARNING:** This product contains chemicals known to the State of California to cause cancer and birth defects or other reproductive harm. **DO NOT TAKE INTERNALLY. KEEP OUT OF THE REACH OF CHILDREN.**

HOTW	06/29/2023	B30W12650	15 00
HOTW	06/29/2023	B30W12651	26 00
HOTW	06/29/2023	B30W02653	32 00
HOTW	06/29/2023	B30T02654	34 00
HOTW	06/29/2023	B30R12658	06 00
HOTW	11/06/2023	B30Y12657	02 00
HOTW	06/29/2023	B30W02606	20 00
FRC, SP			

CLEANUP INFORMATION

Clean spills, spatters, hands and tools immediately after use with soap and warm clean water. After cleaning, flush spray equipment with compliant cleanup solvent to prevent rusting of the equipment. Follow manufacturer's safety recommendations when using solvents.

ProMar® 200 HP Zero V.O.C.

Interior Acrylic Eg-Shel

B20-Series



**SHERWIN
WILLIAMS.**

CHARACTERISTICS

ProMar® 200 HP Zero V.O.C. Interior Acrylic is a high performance durable, professional quality, interior 100% acrylic finish for use on walls, ceilings, and trim of primed plaster, wallboard, wood, masonry, and primed metal.

ProMar 200 HP Zero V.O.C. Interior Acrylic is for commercial or light industrial projects that require greater durability and abrasion resistance.

Formulated for MPI® compliance in Standard, High Performance, Institutional and X-Green® categories.

Suitable for us in USDA inspected facilities.

Color: Most Colors
To optimize hide and color development, always use the recommended P-Shade primer.

Coverage: 350-400 sq. ft. per gallon
@ 4 mils wet
1.64 mils dry

Drying Time, @ 77° F, 50% RH:
Touch: 1 Hour
Recoat: 4 Hours

Drying and recoat times are temperature, humidity, and film thickness dependent.

Finish: 20-25 units @ 85°
5+ units @ 60°

Tinting with CCE only:
Base: oz. per gallon: **Strength:**
High Reflective White 0-6 SherColor
Extra White 0-7 SherColor

Extra White B20W02951
(may vary by color)

V.O.C. (less exempt solvents):
Less than 50 grams per litre; 0.42 lbs. per gallon
As per 40 CFR 59.406

Volume Solids: 41 ±2%
Weight Solids: 54 ±2%
Weight per Gallon: 10.73 lbs
Flash Point: N.A.
Vehicle Type: 100% Acrylic
Shelf Life: 36 months, unopened
WVP Perms (US): 33.11 grains/(hr ft² in Hg)

Anti-microbial

This product contains agents which inhibit the growth of mold and mildew on the surface of this paint film.

COMPLIANCE

As of 05/07/2025, Complies with:

OTC	Yes
OTC Phase II	Yes
S.C.A.Q.M.D.	Yes
CARB	Yes
CARB SCM 2007	Yes
CARB SCM 2020	Yes
Canada	Yes
LEED® v4 & v4.1 Emissions	Yes
LEED® v4 & v4.1 V.O.C.	Yes
EPD-NSF® Certified	Yes
MIR-Manufacturer Inventory	No
MPI®	#52, 139, 145

APPLICATION

Apply at temperatures above 50°F
No reduction needed.

Brush:
Use a nylon-polyester brush such as Purdy® Clearcut® Elite™.

Roller:
Use a 3/8 to 3/4 inch nap synthetic cover such as Purdy® Marathon®.

For specific brushes and rollers, please refer to our Brush and Roller Guide on Sherwin-Williams.com

Spray - Airless:
Pressure 2000 p.s.i.
Tip .017-.021 inch

APPLICATION TIPS

Make sure product is completely agitated (mechanically or manually) before use.

Priming and application of two coats at the recommended film thickness can help where hiding of a previous coating or application to new drywall is a factor.

Using the same method of application and batch to touch up with as that originally used will help improve touch up.

When original application was by spray, preconditioning of touch up paint by running it through the spray tip will help touch up appearance.

SPECIFICATIONS

Block:
1 coat ConFlex Block Filler*
2 coats ProMar 200 HP Zero V.O.C. Interior Latex

Drywall:
1 coat ProMar 200 Zero V.O.C. Latex Primer
2 coats ProMar 200 HP Zero V.O.C. Interior Latex

Masonry:
1 coat Loxon Concrete & Masonry Primer*
2 coats ProMar 200 HP Zero V.O.C. Interior Latex

Plaster:
1 coat Loxon Concrete & Masonry Primer*
2 coats ProMar 200 HP Zero V.O.C. Interior Latex

Wood:
1 coat Premium Wall & Wood Primer*
2 coats ProMar 200 HP Zero V.O.C. Interior Latex

*These primers contain less than 50 grams per litre V.O.C.

Other primers may be appropriate.

When repainting involves a drastic color change, a coat of primer will improve the hiding performance of the topcoat color.

ProMar[®] 200 HP Zero V.O.C. Interior Acrylic Eg-Shel

SURFACE PREPARATION

WARNING! If you scrape, sand or remove old paint, you may release lead dust. LEAD IS TOXIC. EXPOSURE TO LEAD DUST CAN CAUSE SERIOUS ILLNESS, SUCH AS BRAIN DAMAGE, ESPECIALLY IN CHILDREN. PREGNANT WOMEN SHOULD ALSO AVOID EXPOSURE. Wear a **NIOSH**-approved respirator to control lead exposure. Clean up carefully with a **HEPA** vacuum and a wet mop. Before you start, find out how to protect yourself and your family by contacting the National Lead Information Hotline at **1-800-424-LEAD** or log on to **www.epa.gov/lead**.

Remove all surface contamination by washing with an appropriate cleaner, rinse thoroughly and allow to dry. Existing peeled or checked paint should be scraped and sanded to a sound surface. Glossy surfaces should be sanded dull. Stains from water, smoke, ink, pencil, grease, etc. should be sealed with the appropriate primer-sealer. Recognize that any surface preparation short of total removal of the old coating may compromise the service length of the system.

Caulking:

Gaps between walls, ceiling, crown moldings, and other interior trim can be filled with the appropriate caulk after priming the surface.

Drywall:

Fill cracks and holes with patching paste-spackle and sand smooth. Joint compounds must be cured and sanded smooth. Remove all sanding dust.

Masonry, Concrete, Cement, Block:

All new surfaces must be cured according to the supplier's recommendations – usually about 30 days. Remove all form release and curing agents. Rough surfaces can be filled to provide a smooth surface. If painting cannot wait 30 days, allow the surface to cure 7 days and prime the surface with Loxon Concrete & Masonry Primer.

SURFACE PREPARATION

Mildew:

Clean mildew from the Surface: Mildew is a fungus that looks like dirt but won't wash off. Mildew must be removed before painting, or it will grow through any new coat of paint. To remove mildew or suspected mildew, scrub surface before painting with a commercial mildew remover following manufacturer's safety instructions.

Plaster:

Bare plaster must be cured and hard. Textured, soft, porous, or powdery plaster should be treated with a solution of 1 pint household vinegar to 1 gallon of clean water. Repeat until the surface is hard, rinse with clear water and allow to dry.

Wood:

Sand any exposed wood to a fresh surface. Patch all holes and imperfections with a wood filler or putty and sand smooth.

CAUTIONS

For interior use only.
Protect from freezing.
Non-Photochemically reactive.

Before using, carefully read **CAUTIONS on label**.

Use only with adequate ventilation. To avoid overexposure, open windows and doors or use other means to ensure fresh air entry during application and drying. If you experience eye watering, headaches, or dizziness, increase fresh air, or wear respiratory protection (**NIOSH** approved) or leave the area. Avoid contact with eyes and skin. Wash hands after using. Keep container closed when not in use. Do not transfer contents to other containers for storage.

FIRST AID: In case of eye contact, flush thoroughly with large amounts of water. Get medical attention if irritation persists. If swallowed, call Poison Control Center, hospital emergency room, or physician immediately. **WARNING:** This product contains chemicals known to the State of California to cause cancer and birth defects or other reproductive harm. **DO NOT TAKE INTERNALLY. KEEP OUT OF THE REACH OF CHILDREN.**

HOTW 05/07/2025 B20W02951 03 00
FRC, SP

CLEANUP INFORMATION

Clean spills, spatters, hands and tools immediately after use with soap and warm clean water. After cleaning, flush spray equipment with compliant cleanup solvent to prevent rusting of the equipment. Follow manufacturer's safety recommendations when using solvents.


**SHERWIN
WILLIAMS.**

Pro Industrial™ Water Based Catalyzed Epoxy

B73-300 Series (Part A), B73V00300 (Part B)

CHARACTERISTICS

Pro Industrial Water Based Catalyzed Epoxy is an interior-exterior two component polyamine epoxy topcoat. Designed for use in commercial and industrial application.

Features :

- Provides excellent corrosion resistance
- Abrasion resistant
- Chemical resistant
- Early moisture resistant
- Good adhesion to concrete, metal, or primed substrates
- Suitable for use in USDA inspected facilities

For use on properly prepared:

Steel, Galvanized, Aluminum, Concrete and Masonry, Wood and Drywall and Previously Painted.

Finish: 90+ @ 60° Gloss
15-25+ @ 85° Eg-Shel
Color: Most Colors

Recommended Spreading Rate per coat:

Wet mils: 5.0-12.0
Dry mils: 2.0-4.9
Coverage: 134-328 sq. ft. per gallon
Theoretical Coverage: 657 sq. ft. per gallon
@ 1 mil dry

Approximate spreading rates are calculated on volume solids and do not include any application loss. **Note:** Brush or roll application may require multiple coats to achieve maximum film thickness and uniformity of appearance.

Drying Schedule @ 7.0 mils wet, @ 50% RH:

Drying and recoat times are temperature, humidity, and film thickness dependent.

	@50°F	@77°F	@100°F
To touch	1 hr.	45 min.	25 min.
To handle	5 hrs.	4 hrs.	2 hrs.
Minimum recoat	8 hrs.	6 hrs.	3 hrs.
Maximum recoat*	30 days	30 days	30 days
To Cure	7 days	7 days	7 days
Pot Life	8 hrs.	5.5 hrs.	3.5 hrs.

Sweat-In Time none required

Mix Ratio 2 components, premeasured 4:1

*If maximum recoat time is exceeded, abrade surface before recoating.

Tinting with CCE only: at 100% strength.

Five minutes minimum mixing on a mechanical shaker is required for complete mixing of color.

Extra White B73W00311/B73V00300

(may vary by color)

V.O.C. (less exempt solvents): As Mixed
less than 50 grams per litre; 0.42 lbs. per gallon

As per 40 CFR 59.406

Volume Solids: 39 ±2%

Weight Solids: 50 ±2%

Weight per Gallon: 9.97 lbs

Flash Point: N.A.

Vehicle Type: Polyamine Epoxy

Shelf Life: Part A: 24 months

Part B: 36 months

COMPLIANCE

As of 2/13/2025, Complies with:

OTC Yes
OTC Phase II Yes
S.C.A.Q.M.D. Yes
CARB Yes
CARB SCM 2007 Yes
CARB SCM 2020 Yes
Canada Yes
LEED® v4 & v4.1 Emissions Yes
LEED® v4 & v4.1 V.O.C. Yes
EPD-NSF® Certified Yes
MIR-Manufacturer Inventory Yes
MPI® #115, 115 X-Green™, 254, 254 X-Green™ Yes

APPLICATION

Temperature:
minimum 50°F
maximum 100°F
air, surface and material
At least 5°F above dew point

Relative humidity: 85% maximum
The following is a guide. Changes in pressures and tip sizes may be needed for proper spray characteristics. Always purge spray equipment before use with listed reducer. Any reduction must be compatible with the existing environmental and application conditions.

Reducer: Water

Airless Spray:
Pressure 2000 p.s.i.
Hose ¼ inch I.D.
Tip .015-.017 inch
Filter 60 mesh

Reduction: As needed up to 10% by volume

Brush: Nylon-polyester

Roller Cover: 3/8 inch woven solvent resistant core

If specific application equipment is listed above, equivalent equipment may be substituted.

Apply paint at the recommended film thickness and spreading rate as indicated. Application of coating above maximum or below minimum recommended spreading rate may adversely affect coating performance. Spreading rates are calculated on volume solids and do not include an application loss factor due to surface profile, roughness, or porosity of the surface, skill, and technique of the applicator, method of application, various surface irregularities, material loss during mixing, spillage, over thinning, climatic conditions, and excessive film build.

Mix contents of each component thoroughly with low speed power agitation. Make certain no pigment remains on the bottom of the can. Then combine four parts by volume of Par A with one part by volume of Part B. Thoroughly agitate the mixture with power agitation. Re-stir before using. If reducer is used, add only after both components have been thoroughly mixed together. Do not apply the material beyond recommended pot life. Do not mix previously catalyzed material with new.

Stripe coat crevices, welds, and sharp angles to prevent early failure in these areas. When using spray application, use a 50% overlap with each pass of the gun to avoid holidays, bare areas, and pinholes. If necessary, cross spray at a right angle. No painting should be done immediately after a rain or during foggy weather.

All epoxies will chalk and fade when un-topcoated in exterior environments. Apply appropriate topcoat if aesthetics are required.

Not suitable for floor or roofing applications.

SPECIFICATIONS

Steel and Galvanizing:

1 coat Pro Industrial Pro-Cryl Primer
2 coats Pro Industrial Water Based Epoxy

(For high performance aesthetics exterior:)

1 coat Pro Industrial Pro-Cryl Primer
1 coat Pro Industrial Water Based Epoxy
1-2 coats Pro Industrial Water Base Acrolon 100

Aluminum:

1 coat Pro Industrial Pro-Cryl Primer
2 coats Pro Industrial Water Based Epoxy

(For high performance aesthetics exterior:)

1 coat Pro Industrial Pro-Cryl Primer
1 coat Pro Industrial Water Based Epoxy
1-2 coats Pro Industrial Water Base Acrolon 100

Concrete and Masonry:

1-2 coats Filler-Surfacer as required to fill voids and provide a continuous surface

Suitable surfacers Interior-Exterior are:

Loxon Acrylic Block Surfacers.
Pro Industrial Heavy Duty Block Filler,
Kem Cati-Coat HS Epoxy Filler,
Cement-Plex 875,
2 coats Pro Industrial Water Based Epoxy

(For high performance aesthetics exterior:)

1-2 coats Filler-Surfacer as required to fill voids and provide a continuous surface
1 coat Pro Industrial Water Based Epoxy
1-2 coats Pro Industrial Water Base Acrolon 100

Concrete and Masonry Smooth:

2 coats Pro Industrial Water Based Epoxy

(For high performance aesthetics exterior:)

1 coat Pro Industrial Water Based Epoxy
1-2 coats Pro Industrial Water Base Acrolon 100

Drywall:

1 coat ProMar 200 Zero V.O.C. Primer
1-2 coats Pro Industrial Water Based Epoxy

Wood, Interior:

1 coat Premium Wall & Wood Primer
2 coats Pro Industrial Water Based Epoxy

The systems listed above are representative of the product's use. Other systems may be appropriate.

Pro Industrial™

Water Based Catalyzed Epoxy

SURFACE PREPARATION

WARNING! If you scrape, sand or remove old paint, you may release lead dust. LEAD IS TOXIC. EXPOSURE TO LEAD DUST CAN CAUSE SERIOUS ILLNESS, SUCH AS BRAIN DAMAGE, ESPECIALLY IN CHILDREN. PREGNANT WOMEN SHOULD ALSO AVOID EXPOSURE. Wear a NIOSH-approved respirator to control lead exposure. Clean up carefully with a HEPA vacuum and a wet mop. Before you start, find out how to protect yourself and your family by contacting: US - National Lead Information Hotline at 1-800-424-LEAD or log on to www.epa.gov/lead.

When cleaning the surface per SSPC-SP1, use only an emulsifying industrial detergent, followed by water to rinse. Do not use hydrocarbon solvents for cleaning.

Remove all surface contamination by washing with an appropriate cleaner, rinse thoroughly and allow to dry. Existing peeled or checked paint should be scraped and sanded to a sound surface. Glossy surfaces should be sanded dull. Stains from water, smoke, ink, pencil, grease, etc. should be sealed with the appropriate primer-sealer. Recognize that any surface preparation short of total removal of the old coating may compromise the service length of the system.

Iron & Steel - Minimum surface preparation is Power Tool Clean per SSPC-SP3. Remove all oil and grease from surface by Solvent Cleaning per SSPC-SP1 (recommended preparation is Steam Cleaning). For better performance, use Commercial Blast Cleaning per SSPC-SP6-NACE 3, blast clean all surfaces using a sharp, angular abrasive for optimum surface profile (2 mils). Prime any bare steel within 8 hours or before flash rusting occurs.

Aluminum - Remove all oil, grease, dirt, oxide and other foreign material per SSPC-SP1. Prime the area the same day as cleaning.

Galvanizing - Allow to weather a minimum of six months prior to coating. Solvent Clean per SSPC-SP1. When weathering is not possible, or the surface has been treated with chromates or silicates, first Solvent Clean per SSPC-SP1 and apply a test patch. Allow paint to dry at least one week before testing adhesion. If adhesion is poor, brush blasting per SSPC-SP16 is necessary to remove these treatments. Rusty galvanizing requires a minimum of Hand Tool Cleaning per SSPC-SP2. Prime the area the same day as cleaned.

Concrete Block - Surface should be thoroughly clean and dry. Air, material and surface temperatures must be at least 50°F (10°C) before filling. Use Pro industrial Heavy Duty Block Filler or Loxon Acrylic Block Surfacer. The filler must be thoroughly dry before topcoating.

Masonry - All masonry must be free of dirt, oil, grease, loose paint, mortar, masonry dust, etc. Clean per SSPC-SP13/Nace 6/ ICRI No. 310.2R, CSP 1-3. Poured, troweled, or tilt-up concrete, plaster, mortar, etc. must be thoroughly cured at least 30 days at 75°F. Form release compounds and curing membranes must be removed by brush blasting. Brick must be allowed to weather for one year prior to surface preparation and painting. Prime the area the same day as cleaned. Weathered masonry and soft or porous cement board must be brush blasted or power tool cleaned to remove loosely adhering contamination and to get to a hard, firm surface. Apply one coat Loxon Conditioner, following label recommendations.

Wood - Surface must be clean, dry, and sound. Prime with recommended primer. No painting should be done immediately after a rain or during foggy weather. Knots and pitch streaks must be scraped, sanded and spot primed before full coat of primer is applied. All nail holes or small openings must be properly caulked. Sand to remove any loose or deteriorated surface wood and to obtain a proper surface profile.

SURFACE PREPARATION

Previously Painted Surface - If in sound condition, clean the surface of all foreign material. Smooth, hard or glossy coatings and surfaces should be dulled by abrading the surface. Apply a test area, allowing paint to dry one week before testing adhesion. If adhesion is poor, additional abrasion of the surface and/or removal of the previous coating may be necessary. Retest surface for adhesion. If paint is peeling or badly weathered, clean surface to sound substrate and treat as a new surface as above. Recognize that any surface preparation short of total removal of the old coating may compromise the service length of the system.

Mildew - Prior to attempting to remove mildew, it is always recommended to test any cleaner on a small, inconspicuous area prior to use. Bleach and bleaching type cleaners may damage or discolor existing paint films. Bleach alternative cleaning solutions may be advised.

Mildew may be removed before painting by washing with a solution of 1 part liquid bleach and 3 parts clean water. Apply the solution and scrub the mildewed area. Allow the solution to remain on the surface for 10 minutes. Rinse thoroughly with clean water and allow the surface to dry before painting. Wear protective eyewear, waterproof gloves, and protective clothing. Quickly wash off any of the mixture that comes in contact with your skin. Do not add detergents or ammonia to the bleach-water solution.

Drywall - Fill cracks and holes with patching paste/spackle and sand smooth. Joint compounds must be cured and sanded smooth. Remove all sanding dust. Prime the area the same day as cleaned.

PERFORMANCE

Extra White B73W00361/B73V00300

System Tested: (unless otherwise indicated)

Substrate: Steel

Surface Preparation SSPC-SP6

Finish: 1 coat Kem Bond HS @ 3.0 mils D.F.T.
1 coat Pro Industrial Water Based Catalyzed Epoxy @ 3.7 D.F.T. 7 day cure

Abrasion Resistance:

Method: ASTM D4060, CS17 wheel, 1000 cycles, 500 g load
Result: 32.5 mg loss

Adhesion:

Method: ASTM D4541
Result: 1059 p.s.i.

Scrub Resistance:

Based on Method: ASTM D2486
Result: 8000 cycles

Dry Heat Resistance:

Method: ASTM D2485
Result: 250°F

Pencil Hardness:

Method: ASTM D3363
Result: 6H

Water Vapor Permeance (US):

Method: ASTM D1653, Test Method B, Condition A
Result: 12.12 grains/(hr ft² in Hg) Gloss
10.04 grains/(hr ft² in Hg) Eg-Shel

Chemical Resistance Rating:

Extra White B73W00361/B73V00300

(1 hour direct exposure to dry film incidental contact)

Ammonia - Pass
10% Hydrochloric Acid - Pass
25% Sodium Hydroxide - Pass
Mineral Spirits - Pass
Motor Oil - Pass
Methyl Alcohol - Pass
Aliphatic Hydrocarbon Solvent - Pass
70% Isopropanol - Pass
Methanol - Pass

SAFETY PRECAUTIONS

Before using, carefully read **CAUTIONS** on label.

Refer to the Safety Data Sheets (SDS) before use.

FOR PROFESSIONAL USE ONLY.

Published technical data and instructions are subject to change without notice. Contact your Sherwin-Williams representative for additional technical data and instructions.

CLEANUP INFORMATION

Clean spills, splatters, hands and tools immediately after use with soap and warm clean water. After cleaning, flush spray equipment with compliant cleanup solvent to prevent rusting of the equipment. Follow manufacturer's safety recommendations when using solvents.

HOTW 2/13/2025	B73W311/B73V300	21 00
HOTW 2/13/2025	B73W313/B73V300	17 00
HOTW 2/13/2025	B73T304/B73V300	19 00

HOTW 2/13/2025	B73W361/B73V300	18 00
HOTW 2/13/2025	B73W363/B73V300	10 00
HOTW 2/13/2025	B73T364/B73V300	12 00

FRC, SP



ArmorSeal
Heavy Duty Floor
Coatings

ARMORSEAL® 8100
WATER BASED EPOXY FLOOR COATING

PART A
PART A
PART B

B70-8100 SERIES
B70-8160 SERIES
B70V8100

GLOSS SATIN
HARDENER

Revised: November 4, 2019

PRODUCT INFORMATION

8.18

PRODUCT DESCRIPTION

ARMORSEAL 8100 is the next generation in water based epoxy floor coatings; a two-component polyamine epoxy with excellent chemical and abrasion resistance that is breathable. It is designed for use in commercial, industrial and residential floor applications. A LEED v4.1 compliant material that offers improved performance while maintaining ease of application properties common to water based materials. This versatile material is self-priming over concrete, can be used as a stand alone coating or as a receiver coat for paint chip floors. Available in a gloss or satin finish

- Breathable
- <50 g/L
- Color Retention, resists yellowing
- Resists disbondment due to Moisture Vapor Transmission (MVT)
- Ease of application

PRODUCT CHARACTERISTICS

Finish: Gloss or Satin
Color: Clear*, Tile Red, Deck Gray, Haze Gray and a wide range of tinted colors using CCE colorants
 Safety Colors
 Gloss only
 * For Clear, use the Ultra Deep Base (for more detail, see Application Bulletin Performance Tips)
Volume Solids: 41% ± 2%, mixed, may vary by color
Weight Solids: 50% ± 2%, mixed, may vary by color
VOC (EPA Method 24): <50 g/L; 0.42 lb/gal, mixed
Mix Ratio: 4:1 by volume

Recommended Spreading Rate per coat:

	Minimum	Maximum
Wet mils (microns)	5.0 (125)	12.0 (300)
Dry mils (microns)	2.0 (50)	5.0 (125)
~Coverage sq ft/gal (m²/L)	130 (3.3)	320 (8.1)

NOTE: Brush or roll to cove base or vertical surfaces may require multiple coats to achieve maximum film thickness and uniformity of appearance.

Drying Schedule @ 7.0 mils wet (175 microns):

	@ 50°F/10°C	@ 77°F/25°C 50% RH	@ 120°F/49°C
To touch:	1 hour	45 minutes	25 minutes
To recoat*:			
minimum:	8 hours	6 hours	3 hours
maximum:	72 hours	72 hours	72 hours
To Cure	7 days	7 days	7 days
Foot Traffic:		18 hours	
Heavy Traffic:		48 hours	
<i>Drying time is temperature, humidity, and film thickness dependent.</i>			
<i>*If recoating after 72 hours abrade surface first.</i>			
Pot Life:	8 hours	5½ hours	3½ hours
Sweat-in-Time:	None	None	None

Shelf Life: Part A: 24months, unopened
 Part B: 36 months
 Store indoors at 40°F (4.5°C) to 100°F (38°C)
Flash Point: >230°F (110°C), Seta Flash, mixed
Reducer/Clean Up: Water

RECOMMENDED USES

Durable epoxy floor coating for general purpose use in industrial and commercial environments, such as:

- Warehouse Floors
- Garages
- Residential
- Automotive Showrooms
- Industrial and Commercial Floors
- Light manufacturing Plants
- Acceptable for use in USDA inspected facilities

PERFORMANCE CHARACTERISTICS

Substrate: Concrete

Surface Preparation: Clean, dry, sound

System Tested:

2 cts. ArmorSeal 8100 @ 2.0 - 4.0 mils (50-100 microns) dft

Test Name	Test Method	Results
Abrasion Resistance	ASTM D4060, CS17 wheel, 1000 cycles, 1 kg load	150 mg loss
Adhesion	ASTM D4541	550 psi concrete
Finish	Satin Gloss	15-25 units@ 85° 90+ units @ 60°
Flexibility	ASTM D 522	180° bend 1/8" mandrel
Impact Resistance	ASTM D2794	Direct 100 in.lb. Indirect 80 in.lb.
Pencil Hardness	ASTM D3363	H
Slip Resistance, Floors	ASTM C1028**, .60 Minimum Static Coefficient of Friction	Passes wet and dry, with and without SharkGrip Additive
WVP Perms (US)	Grains(hr ft ² in Hg)	Gloss – 2.0 Satin – 5.0
Hot Tire Pick-up	ITM @ 140°F (60°C)	Passes

**Test method withdrawn in 2014 without replacement



ArmorSeal
Heavy Duty Floor
Coatings

ARMORSEAL® 8100
WATER BASED EPOXY FLOOR COATING

PART A
PART A
PART B

B70-8100 SERIES
B70-8160 SERIES
B70V8100

GLOSS SATIN
HARDENER

Revised: November 4, 2019

PRODUCT INFORMATION

8.18

RECOMMENDED SYSTEMS

	Dry Film Thickness / ct.	
	Mils	(Microns)
Concrete Floors, unpainted:		
1 ct. ArmorSeal 8100 (reduced with one pint of water per gallon)	2.0-4.0	(50-100)
2 cts. ArmorSeal 8100	2.0-4.0	(50-100)
Concrete Floors, previously painted:		
1 ct. Spot prime bare areas with ArmorSeal 8100	2.0-4.0	(50-100)
2 cts. ArmorSeal 8100	2.0-4.0	(50-100)
Wood Floors:		
2 cts. ArmorSeal 8100	2.0-4.0	(50-100)

The systems listed above are representative of the product's use, other systems may be appropriate.

SURFACE PREPARATION

Surface must be clean, dry, and in sound condition. Remove all oil, dust, grease, dirt, loose rust, and other foreign material to ensure adequate adhesion.

Refer to product Application Bulletin for detailed surface preparation information.

Do not use hydrocarbon solvents for cleaning.

Minimum recommended surface preparation:
 Concrete & Masonry: SSPC-SP13/NACE 6, or ICRI No. 310.2R, CSP1-3

Wood Floors: Clean, smooth, dust free

TINTING

Tint part A with CCE colorants at 100% strength. Five minutes minimum mixing on a mechanical shaker is required for complete mixing of color.

APPLICATION CONDITIONS

Temperature: 50°F (10°C) minimum, 100°F (38°C) maximum
 (air, surface, and material)
 At least 5°F (2.8°C) above dew point
 Relative humidity: 85% maximum

Refer to product Application Bulletin for detailed application information.

ORDERING INFORMATION

Packaging: 1 gallon (3.78L) and 5 gallon (18.9L) containers
 Weight: 9.9 ± 0.2 lb/gal ; 1.12 Kg/L mixed, may vary by color

SAFETY PRECAUTIONS

Refer to the SDS sheet before use.

Published technical data and instructions are subject to change without notice. Contact your Sherwin-Williams representative for additional technical data and instructions.

WARRANTY

The Sherwin-Williams Company warrants our products to be free of manufacturing defects in accord with applicable Sherwin-Williams quality control procedures. Liability for products proven defective, if any, is limited to replacement of the defective product or the refund of the purchase price paid for the defective product as determined by Sherwin-Williams. NO OTHER WARRANTY OR GUARANTEE OF ANY KIND IS MADE BY SHERWIN-WILLIAMS, EXPRESSED OR IMPLIED, STATUTORY, BY OPERATION OF LAW OR OTHERWISE, INCLUDING MERCHANTABILITY AND FITNESS FOR A PARTICULAR PURPOSE.

DISCLAIMER

The information and recommendations set forth in this Product Data Sheet are based upon tests conducted by or on behalf of The Sherwin-Williams Company. Such information and recommendations set forth herein are subject to change and pertain to the product offered at the time of publication. Consult your Sherwin-Williams representative to obtain the most recent Product Data Information and Application Bulletin.



ArmorSeal
Heavy Duty Floor
Coatings

ARMORSEAL® 8100
WATER BASED EPOXY FLOOR COATING

PART A
 PART A
 PART B

B70-8100 SERIES
 B70-8160 SERIES
 B70V8100

GLOSS
 SATIN
 HARDENER

Revised: November 4, 2019

APPLICATION BULLETIN

8.18

SURFACE PREPARATIONS

Surface must be clean, dry, and in sound condition. Remove all oil, dust, grease, dirt, loose rust, and other foreign material to ensure adequate adhesion.

Do not use hydrocarbon solvents for cleaning.

Concrete and Masonry

For surface preparation, refer to SSPC-SP13/NACE 6, or ICRI No. 310.2R, CSP 1-3. Surfaces should be thoroughly clean and dry. Concrete and mortar must be cured at least 28 days @ 75°F (24°C). Remove all loose mortar and foreign material. Surface must be free of laitance, concrete dust, dirt, form release agents, moisture curing membranes, loose cement and hardeners. Fill bug holes, air pockets and other voids with Steel-Seam FT910. Primer required.

Follow the standard methods listed below when applicable:

- ASTM D4258 Standard Practice for Cleaning Concrete.
- ASTM D4259 Standard Practice for Abrading Concrete.
- ASTM D4260 Standard Practice for Etching Concrete.
- ASTM F1869 Standard Test Method for Measuring Moisture Vapor Emission Rate of Concrete.
- SSPC-SP 13/Nace 6 Surface Preparation of Concrete.
- ICRI No. 310.2R Concrete Surface Preparation.

Wood

Surface must be clean, dry and sound. Remove any oils and dirt from the surface using a degreasing solvent or strong detergent. Sand to remove any loose or deteriorated surface wood and to obtain a proper surface profile. Prime with recommended primer and paint as soon as possible. No painting should be done immediately after a rain or during foggy weather. Knots and pitch streaks must be scraped, sanded and spot primed before full coat of primer is applied. All nail holes or small openings must be properly caulked.

Previously Painted Surfaces

If in sound condition, clean the surface of all foreign material. Smooth, hard or glossy coatings and surfaces should be dulled by abrading the surface. Apply a test area, allowing paint to dry one week before testing adhesion. If adhesion is poor, or if this product attacks the previous finish, removal of the previous coating may be necessary. If paint is peeling or badly weathered, clean surface to sound substrate and treat as a new surface as above.

APPLICATION CONDITIONS

Temperature: 50°F (10°C) minimum, 100°F (38°C) maximum (air, surface, and material)
 At least 5°F (2.8°C) above dew point

Relative humidity: 85% maximum

APPLICATION EQUIPMENT

The following is a guide. Any reduction must be compliant with existing VOC regulations and compatible with the existing environmental and application conditions.

- Reducer/Clean Up**Water
 Clear/Ultradeep tint base requires reduction of 5% by volume
- Brush**
 Brush.....Nylon/Polyester or Natural Bristle
 Reduction.....as needed up to 10% by volume, for primer coat only
- Roller**
 Cover 1/4"-3/8" woven with solvent resistant core
 Reduction.....as needed up to 10% by volume, for primer coat only

If specific application equipment is not listed above, equivalent equipment may be substituted.

Surface Preparation Standards

Condition of Surface	ISO 8501-1 BS7079:A1	SSPC	NACE
White Metal	Sa 3	SP 5	1
Near White Metal	Sa 2.5	SP 10	2
Commercial Blast	Sa 2	SP 6	3
Brush-Off Blast	Sa 1	SP 7	4
Hand Tool Cleaning	St 2	SP 7	4
Pitted & Rusted	Dt 2	SP 2	1
Rusted	St 3	SP 3	1
Power Tool Cleaning	Dt 3	SP 3	1
Pitted & Rusted	Dt 3	SP 3	1



ArmorSeal
Heavy Duty Floor
Coatings

ARMORSEAL® 8100
WATER BASED EPOXY FLOOR COATING

PART A
PART A
PART B

B70-8100 SERIES
B70-8160 SERIES
B70V8100

GLOSS SATIN HARDENER

Revised: November 4, 2019

APPLICATION BULLETIN

8.18

APPLICATION PROCEDURES

Surface preparation must be completed as indicated.

Mix contents of each component thoroughly with low speed power agitation. Make certain no pigment remains on the bottom of the can. Then combine four parts by volume of Part A with one part by volume of Part B. Thoroughly agitate the mixture with power agitation.

If reducer is used, add only after both components have been thoroughly mixed.

Apply paint at the recommended film thickness and spreading rate as indicated below:

Recommended Spreading Rate per coat:

	Minimum	Maximum
Wet mils (microns)	5.0 (125)	12.0 (300)
Dry mils (microns)	2.0 (50)	5.0 (125)
~Coverage sq ft/gal (m²/L)	130 (3.3)	320 (8.1)

NOTE: Brush or roll to cover base or vertical surfaces may require multiple coats to achieve maximum film thickness and uniformity of appearance.

Drying Schedule @ 7.0 mils wet (175 microns):

	@ 50°F/10°C	@ 77°F/25°C 50% RH	@ 120°F/49°C
To touch:	1 hour	1 hour	30 minutes
To recoat*:			
minimum:	8 hours	6 hours	3 hours
maximum:	72 hours	72 hours	72 hours
To Cure	7 days	7 days	7 days
Foot Traffic:	36 hours	18 hours	8 hours
<i>Drying time is temperature, humidity, and film thickness dependent.</i>			
*If recoating after 72 hours, abrade surface first.			
Pot Life:	8 hours	5½ hours	3½ hours
Sweat-in-Time:	None	None	None

Application of coating above maximum or below minimum recommended spreading rate may adversely affect coating performance.

CLEAN UP INSTRUCTIONS

Clean spills and spatters immediately with soap and warm water. Clean hands and tools immediately after use with soap and warm water.

DISCLAIMER

The information and recommendations set forth in this Product Data Sheet are based upon tests conducted by or on behalf of The Sherwin-Williams Company. Such information and recommendations set forth herein are subject to change and pertain to the product offered at the time of publication. Consult your Sherwin-Williams representative to obtain the most recent Product Data Information and Application Bulletin.

PERFORMANCE TIPS

During the early stages of drying, the coating is sensitive to rain, dew, high humidity, and moisture condensation. Plan painting schedules to avoid these influences during the first 16-24 hours of curing.

Spreading rates are calculated on volume solids and do not include an application loss factor due to surface profile, roughness or porosity of the surface, skill and technique of the applicator, method of application, various surface irregularities, material lost during mixing, spillage, overthinning, climatic conditions, and excessive film build.

For Clear applications, use the Ultra Deep Base, reduce 5% with potable water. When first mixed and applied, the material is white, but will dry Clear. DO NOT exceed 10 mils WFT. Avoid puddling material at edges or in depressions as it may not dry clear.

Excessive reduction of material can affect film build, appearance, and adhesion.

Do not apply the material beyond recommended pot life.

Do not mix previously catalyzed material with new.

Always test adhesion by applying a test patch of 2-3 square feet. Allow to dry one week before checking adhesion.

Do not use hydrocarbon solvents for cleaning.

Anti-slip additives, such as H&C SharkGrip® or Armorseal Hi-Wear Additive, may be added to the coating to provide some slip resistance. This product should not be used in place of a non-skid finish.

Refer to Product Information sheet for additional performance characteristics and properties.

SAFETY PRECAUTIONS

Refer to the SDS sheet before use.

Published technical data and instructions are subject to change without notice. Contact your Sherwin-Williams representative for additional technical data and instructions.

WARRANTY

The Sherwin-Williams Company warrants our products to be free of manufacturing defects in accord with applicable Sherwin-Williams quality control procedures. Liability for products proven defective, if any, is limited to replacement of the defective product or the refund of the purchase price paid for the defective product as determined by Sherwin-Williams. NO OTHER WARRANTY OR GUARANTEE OF ANY KIND IS MADE BY SHERWIN-WILLIAMS, EXPRESSED OR IMPLIED, STATUTORY, BY OPERATION OF LAW OR OTHERWISE, INCLUDING MERCHANTABILITY AND FITNESS FOR A PARTICULAR PURPOSE.

Safety Data Sheets

SAFETY DATA SHEET

B66W1310

Section 1. Identification

Product name : PRO INDUSTRIAL™ PRO-CRYL® Universal Acrylic Primer
Off White

Product code : B66W1310

Other means of identification : Not available.

Product type : Liquid.

Relevant identified uses of the substance or mixture and uses advised against

Paint or paint related material.

Manufacturer : THE SHERWIN-WILLIAMS COMPANY
101 W. Prospect Avenue
Cleveland, OH 44115

Emergency telephone number of the company : US / Canada: (800) 424-9300
Mexico: SETIQ 800-00-214-00 / 55-5559-1588 Available 24 hours and 365 days a year

Product Information Telephone Number : US / Canada: (800) 524-5979
Mexico: Not Available

Transportation Emergency Telephone Number : US / Canada: (800) 424-9300
Mexico: SETIQ 800-00-214-00 / 55-5559-1588 Available 24 hours and 365 days a year

Section 2. Hazards identification

OSHA/HCS status : This material is considered hazardous by the OSHA Hazard Communication Standard (29 CFR 1910.1200).

Classification of the substance or mixture : SKIN CORROSION/IRRITATION - Category 2
SERIOUS EYE DAMAGE/ EYE IRRITATION - Category 2A
SKIN SENSITIZATION - Category 1
CARCINOGENICITY - Category 1A

GHS label elements

Hazard pictograms :



Signal word : Danger

Hazard statements : Causes skin irritation.
May cause an allergic skin reaction.
Causes serious eye irritation.
May cause cancer.

Precautionary statements

Prevention : Obtain special instructions before use. Do not handle until all safety precautions have been read and understood. Wear protective gloves, protective clothing, eye protection, face protection, or hearing protection. Avoid breathing vapor. Wash thoroughly after handling. Contaminated work clothing should not be allowed out of the workplace.

Section 2. Hazards identification

- Response** : IF exposed or concerned: Get medical advice or attention. IF ON SKIN: Wash with plenty of water. If skin irritation or rash occurs: Get medical advice or attention. Take off contaminated clothing and wash it before reuse. IF IN EYES: Rinse cautiously with water for several minutes. Remove contact lenses, if present and easy to do. Continue rinsing. If eye irritation persists: Get medical advice or attention.
- Storage** : Store locked up.
- Disposal** : Dispose of contents and container in accordance with all local, regional, national and international regulations.
- Supplemental label elements** WARNING: This product contains chemicals known to the State of California to cause cancer and birth defects or other reproductive harm. FOR INDUSTRIAL USE ONLY. Adequate ventilation required when sanding or abrading the dried film. If Adequate ventilation cannot be provided wear an approved particulate respirator (NIOSH approved). Follow respirator manufacturer's directions for respirator use. DELAYED EFFECTS FROM LONG TERM OVEREXPOSURE. Abrading or sanding of the dry film may release Crystalline Silica which has been shown to cause lung damage and cancer under long term exposure.
- This product contains a TSCA regulated chemical. See Section 15 of the US SDS for details.
- Please refer to the SDS for additional information. Keep out of reach of children. Do not transfer contents to other containers for storage.
- Hazards not otherwise classified** : None known.

Section 3. Composition/information on ingredients

- Substance/mixture** : Mixture
- Other means of identification** : Not available.
- CAS number/other identifiers**

Ingredient name	% by weight	Identifiers
Calcium Carbonate	≥10 - <20	1317-65-3
Titanium Dioxide	≤10	13463-67-7
Polypropylene glycol alkyl phenyl ether	≤1	9064-13-5
Light Aliphatic Hydrocarbon	≤0.3	64742-47-8
Cristobalite, respirable powder	≤0.3	14464-46-1

Any concentration shown as a range is to protect confidentiality or is due to batch variation.

There are no additional ingredients present which, within the current knowledge of the supplier and in the concentrations applicable, are classified and hence require reporting in this section.

Occupational exposure limits, if available, are listed in Section 8.

Section 4. First aid measures

Description of necessary first aid measures

- Eye contact** : Immediately flush eyes with plenty of water, occasionally lifting the upper and lower eyelids. Check for and remove any contact lenses. Continue to rinse for at least 10 minutes. Get medical attention.
- Inhalation** : Remove victim to fresh air and keep at rest in a position comfortable for breathing. If not breathing, if breathing is irregular or if respiratory arrest occurs, provide artificial respiration or oxygen by trained personnel. It may be dangerous to the person providing aid to give mouth-to-mouth resuscitation. Get medical attention. If unconscious, place in recovery position and get medical attention immediately. Maintain an open airway. Loosen tight clothing such as a collar, tie, belt or waistband.

Section 4. First aid measures

- Skin contact** : Wash with plenty of soap and water. Remove contaminated clothing and shoes. Wash contaminated clothing thoroughly with water before removing it, or wear gloves. Continue to rinse for at least 10 minutes. Get medical attention. In the event of any complaints or symptoms, avoid further exposure. Wash clothing before reuse. Clean shoes thoroughly before reuse.
- Ingestion** : Wash out mouth with water. Remove dentures if any. If material has been swallowed and the exposed person is conscious, give small quantities of water to drink. Stop if the exposed person feels sick as vomiting may be dangerous. Do not induce vomiting unless directed to do so by medical personnel. If vomiting occurs, the head should be kept low so that vomit does not enter the lungs. Get medical attention. Never give anything by mouth to an unconscious person. If unconscious, place in recovery position and get medical attention immediately. Maintain an open airway. Loosen tight clothing such as a collar, tie, belt or waistband.

Most important symptoms/effects, acute and delayed

Potential acute health effects

- Eye contact** : Causes serious eye irritation.
- Inhalation** : No known significant effects or critical hazards.
- Skin contact** : Causes skin irritation. May cause an allergic skin reaction.
- Ingestion** : No known significant effects or critical hazards.

Over-exposure signs/symptoms

- Eye contact** : Adverse symptoms may include the following:
pain or irritation
watering
redness
- Inhalation** : No specific data.
- Skin contact** : Adverse symptoms may include the following:
irritation
redness
- Ingestion** : No specific data.

Indication of immediate medical attention and special treatment needed, if necessary

- Notes to physician** : Treat symptomatically. Contact poison treatment specialist immediately if large quantities have been ingested or inhaled.
- Specific treatments** : No specific treatment.
- Protection of first-aiders** : No action shall be taken involving any personal risk or without suitable training. If it is suspected that fumes are still present, the rescuer should wear an appropriate mask or self-contained breathing apparatus. It may be dangerous to the person providing aid to give mouth-to-mouth resuscitation. Wash contaminated clothing thoroughly with water before removing it, or wear gloves.

See toxicological information (Section 11)

Section 5. Fire-fighting measures

Extinguishing media

- Suitable extinguishing media** : Use an extinguishing agent suitable for the surrounding fire.
- Unsuitable extinguishing media** : None known.

Section 5. Fire-fighting measures

- Specific hazards arising from the chemical** : In a fire or if heated, a pressure increase will occur and the container may burst.
- Hazardous thermal decomposition products** : Decomposition products may include the following materials:
carbon dioxide
carbon monoxide
metal oxide/oxides
- Special protective actions for fire-fighters** : Promptly isolate the scene by removing all persons from the vicinity of the incident if there is a fire. No action shall be taken involving any personal risk or without suitable training.
- Special protective equipment for fire-fighters** : Fire-fighters should wear appropriate protective equipment and self-contained breathing apparatus (SCBA) with a full face-piece operated in positive pressure mode.

Section 6. Accidental release measures

Personal precautions, protective equipment and emergency procedures

- For non-emergency personnel** : No action shall be taken involving any personal risk or without suitable training. Evacuate surrounding areas. Keep unnecessary and unprotected personnel from entering. Do not touch or walk through spilled material. Avoid breathing vapor or mist. Provide adequate ventilation. Wear appropriate respirator when ventilation is inadequate. Put on appropriate personal protective equipment.
- For emergency responders** : If specialized clothing is required to deal with the spillage, take note of any information in Section 8 on suitable and unsuitable materials. See also the information in "For non-emergency personnel".
- Environmental precautions** : **This product contains a TSCA regulated chemical. See Section 15 of the US SDS for details.**
Avoid dispersal of spilled material and runoff and contact with soil, waterways, drains and sewers. Inform the relevant authorities if the product has caused environmental pollution (sewers, waterways, soil or air).

Methods and materials for containment and cleaning up

- Small spill** : Stop leak if without risk. Move containers from spill area. Absorb with an inert material and place in an appropriate waste disposal container. Dispose of via a licensed waste disposal contractor.
- Large spill** : Stop leak if without risk. Move containers from spill area. Approach release from upwind. Prevent entry into sewers, water courses, basements or confined areas. Wash spillages into an effluent treatment plant or proceed as follows. Dispose of via a licensed waste disposal contractor. Contaminated absorbent material may pose the same hazard as the spilled product. Contain and collect spillage with non-combustible, absorbent material e.g. sand, earth, vermiculite or diatomaceous earth and place in container for disposal according to local regulations.

Section 7. Handling and storage

Precautions for safe handling

- Protective measures** : Put on appropriate personal protective equipment (see Section 8). Persons with a history of skin sensitization problems should not be employed in any process in which this product is used. Avoid exposure - obtain special instructions before use. Do not handle until all safety precautions have been read and understood. Do not get in eyes or on skin or clothing. Do not ingest. Avoid breathing vapor or mist. If during normal use the material presents a respiratory hazard, use only with adequate ventilation or wear appropriate respirator. Keep in the original container or an approved alternative made from a compatible material, kept tightly closed when not in use. Empty containers retain product residue and can be hazardous. Do not reuse container.

Section 7. Handling and storage

Advice on general occupational hygiene : Eating, drinking and smoking should be prohibited in areas where this material is handled, stored and processed. Workers should wash hands and face before eating, drinking and smoking. Remove contaminated clothing and protective equipment before entering eating areas. See also Section 8 for additional information on hygiene measures.

Conditions for safe storage, including any incompatibilities : Store in accordance with local regulations. Store in original container protected from direct sunlight in a dry, cool and well-ventilated area, away from incompatible materials (see Section 10) and food and drink. Store locked up. Keep container tightly closed and sealed until ready for use. Containers that have been opened must be carefully resealed and kept upright to prevent leakage. Do not store in unlabeled containers. Use appropriate containment to avoid environmental contamination. See Section 10 for incompatible materials before handling or use.

Section 8. Exposure controls/personal protection

Control parameters

Occupational exposure limits (OSHA United States)

Ingredient name	CAS #	Exposure limits
Calcium Carbonate	1317-65-3	<p>NIOSH REL (United States, 10/2020) [calcium carbonate] TWA 10 hours: 10 mg/m³. Form: Total. TWA 10 hours: 5 mg/m³. Form: Respirable fraction.</p> <p>OSHA PEL (United States, 5/2018) TWA 8 hours: 15 mg/m³. Form: Total dust. TWA 8 hours: 5 mg/m³. Form: Respirable fraction.</p>
Titanium Dioxide	13463-67-7	<p>ACGIH TLV (United States, 1/2024) A3. TWA 8 hours: 2.5 mg/m³. Form: respirable fraction, finescale particles.</p> <p>NIOSH REL (United States, 10/2020) NIA. OSHA PEL (United States, 5/2018) TWA 8 hours: 15 mg/m³. Form: Total dust.</p>
Polypropylene glycol alkyl phenyl ether Light Aliphatic Hydrocarbon	9064-13-5 64742-47-8	<p>None.</p> <p>ACGIH TLV (United States, 1/2024) [Kerosene] A3. Absorbed through skin. TWA 8 hours: 200 mg/m³ (as total hydrocarbon vapor).</p>
Cristobalite, respirable powder	14464-46-1	<p>ACGIH TLV (United States, 1/2024) [Silica, crystalline] A2. TWA 8 hours: 0.025 mg/m³. Form: Respirable fraction.</p> <p>NIOSH REL (United States, 10/2020) [SILICA, CRYSTALLINE] NIA. TWA 10 hours: 0.05 mg/m³. Form: respirable dust.</p> <p>OSHA PEL (United States, 5/2018) [Silica, crystalline] TWA 8 hours: 50 µg/m³. Form: Respirable dust.</p> <p>OSHA PEL Z3 (United States, 6/2016) TWA 8 hours: 250 / 2 x (%SiO₂+5) mppcf. Form: Respirable. TWA 8 hours: 10 / 2 x (%SiO₂+2) mg/m³. Form: Respirable.</p>

Section 8. Exposure controls/personal protection

TWA 8 hours: 30 / 2 x (%SiO₂+2) mg/m³.
Form: Total dust.

Occupational exposure limits (Canada)

Ingredient name	CAS #	Exposure limits
Petroleum refining, hydrotreated light distillate	64742-47-8	<p>CA British Columbia Provincial (Canada, 4/2024) [kerosene/jet fuels] Absorbed through skin. TWA 8 hours: 200 mg/m³ (as total hydrocarbon vapour). Notes: Application restricted to conditions in which there are negligible aerosol exposures.</p> <p>CA Ontario Provincial (Canada, 6/2019) Absorbed through skin. TWA 8 hours: 200 mg/m³ (as total hydrocarbon vapour).</p> <p>CA Quebec Provincial (Canada, 2/2024) [kerosene] C3. Absorbed through skin. TWAEV 8 hours: 200 mg/m³.</p> <p>CA Alberta Provincial (Canada, 3/2023) [Kerosene/Jet fuels] Absorbed through skin. OEL 8 hours: 200 mg/m³ (as total hydrocarbon vapour).</p>
Cristobalite	14464-46-1	<p>CA Saskatchewan Provincial (Canada, 4/2021) TWA 8 hours: 0.05 mg/m³. Form: respirable fraction.</p> <p>CA British Columbia Provincial (Canada, 4/2024) [silica, crystalline - alpha quartz and cristobalite] Carc 2A, Carc 1. TWA 8 hours: 0.025 mg/m³. Form: Respirable.</p> <p>CA Ontario Provincial (Canada, 6/2019) TWA 8 hours: 0.05 mg/m³. Form: Respirable particulate matter..</p> <p>CA Quebec Provincial (Canada, 2/2024) TWAEV 8 hours: 0.05 mg/m³. Form: respirable aerosol fraction.</p> <p>CA Alberta Provincial (Canada, 3/2023) A2. OEL 8 hours: 0.025 mg/m³. Form: Respirable particulate.</p>

Occupational exposure limits (Mexico)

None.

Biological exposure indices (United States)

No exposure indices known.

Biological exposure indices (Canada)

No exposure indices known.

Biological exposure indices (Mexico)

No exposure indices known.

Section 8. Exposure controls/personal protection

- Appropriate engineering controls** : If user operations generate dust, fumes, gas, vapor or mist, use process enclosures, local exhaust ventilation or other engineering controls to keep worker exposure to airborne contaminants below any recommended or statutory limits.
- Environmental exposure controls** : **This product contains a TSCA regulated chemical. See Section 15 of the US SDS for details.**
Emissions from ventilation or work process equipment should be checked to ensure they comply with the requirements of environmental protection legislation. In some cases, fume scrubbers, filters or engineering modifications to the process equipment will be necessary to reduce emissions to acceptable levels.
- Individual protection measures**
- Hygiene measures** : Wash hands, forearms and face thoroughly after handling chemical products, before eating, smoking and using the lavatory and at the end of the working period. Appropriate techniques should be used to remove potentially contaminated clothing. Contaminated work clothing should not be allowed out of the workplace. Wash contaminated clothing before reusing. Ensure that eyewash stations and safety showers are close to the workstation location.
- Eye/face protection** : Safety eyewear complying with an approved standard should be used when a risk assessment indicates this is necessary to avoid exposure to liquid splashes, mists, gases or dusts. If contact is possible, the following protection should be worn, unless the assessment indicates a higher degree of protection: chemical splash goggles.
- Skin protection**
- Hand protection** : Chemical-resistant, impervious gloves complying with an approved standard should be worn at all times when handling chemical products if a risk assessment indicates this is necessary. Considering the parameters specified by the glove manufacturer, check during use that the gloves are still retaining their protective properties. It should be noted that the time to breakthrough for any glove material may be different for different glove manufacturers. In the case of mixtures, consisting of several substances, the protection time of the gloves cannot be accurately estimated.
- Body protection** : Personal protective equipment for the body should be selected based on the task being performed and the risks involved and should be approved by a specialist before handling this product.
- Other skin protection** : Appropriate footwear and any additional skin protection measures should be selected based on the task being performed and the risks involved and should be approved by a specialist before handling this product.
- Respiratory protection** : Based on the hazard and potential for exposure, select a respirator that meets the appropriate standard or certification. Respirators must be used according to a respiratory protection program to ensure proper fitting, training, and other important aspects of use.

Section 9. Physical and chemical properties

The conditions of measurement of all properties are at standard temperature and pressure unless otherwise indicated.

Appearance

- Physical state** : Liquid.
- Color** : White.
- Odor** : Not available.
- Odor threshold** : Not available.
- pH** : 9.1
- Melting point/freezing point** : Not available.
- Boiling point or initial boiling point and boiling range** : 100°C (212°F)
- Flash point** : Closed cup: Not applicable.

Section 9. Physical and chemical properties

Evaporation rate	: 0.09 (butyl acetate = 1)
Flammability	: Not available.
Lower and upper explosion limit/flammability limit	: Not available.
Vapor pressure	: 2.3 kPa (17.5 mm Hg)
Relative vapor density	: 1 [Air = 1]
Relative density	: 1.21
Density	: 1.2 g/cm ³
Solubility(ies)	:

Media	Result
cold water	Partially soluble

Partition coefficient: n-octanol/water	: Not applicable.
Auto-ignition temperature	: Not available.
Decomposition temperature	: Not available.
Viscosity	: Dynamic (room temperature): Not available. Kinematic (room temperature): Not available. Kinematic (40°C (104°F)): >20.5 mm ² /s (>20.5 cSt)
Molecular weight	: Not applicable.
Particle characteristics	
Median particle size	: Not applicable.
Heat of combustion	: 1.22 kJ/g

Section 10. Stability and reactivity

Reactivity	: No specific test data related to reactivity available for this product or its ingredients.
Chemical stability	: The product is stable.
Possibility of hazardous reactions	: Under normal conditions of storage and use, hazardous reactions will not occur.
Conditions to avoid	: No specific data.
Incompatible materials	: No specific data.
Hazardous decomposition products	: Under normal conditions of storage and use, hazardous decomposition products should not be produced.

Section 11. Toxicological information

Information on toxicological effects

Acute toxicity

Not available.

Conclusion/Summary [Product] : Not available.

Skin corrosion/irritation

Section 11. Toxicological information

Product/ingredient name

Titanium Dioxide

Result

Human - Skin - Mild irritant

Duration of treatment/exposure: 72 hours

Amount/concentration applied: 300 ug l

Conclusion/Summary [Product] : Not available.

Serious eye damage/eye irritation

Not available.

Conclusion/Summary [Product] : Not available.

Respiratory corrosion/irritation

Not available.

Conclusion/Summary [Product] : Not available.

Respiratory or skin sensitization

Not available.

Skin

Conclusion/Summary [Product] : Not available.

Respiratory

Conclusion/Summary [Product] : Not available.

Germ cell mutagenicity

Not available.

Conclusion/Summary [Product] : Not available.

Carcinogenicity

Not available.

Conclusion/Summary [Product] : Not available.

Classification

Product/ingredient name	OSHA	IARC	NTP
Titanium Dioxide Cristobalite, respirable powder	- +	2B 1	- Known to be a human carcinogen.

Reproductive toxicity

Not available.

Conclusion/Summary [Product] : Not available.

Section 11. Toxicological information

Specific target organ toxicity (single exposure)

Product/ingredient name

Calcium Carbonate

Result

SPECIFIC TARGET ORGAN TOXICITY (SINGLE EXPOSURE)
(Respiratory tract irritation) - Category 3

Specific target organ toxicity (repeated exposure)

Product/ingredient name

Cristobalite, respirable powder

Result

SPECIFIC TARGET ORGAN TOXICITY (REPEATED EXPOSURE) (respiratory tract) (inhalation) - Category 1

Aspiration hazard

Product/ingredient name

Light Aliphatic Hydrocarbon

Result

ASPIRATION HAZARD - Category 1

Information on the likely routes of exposure

Not available.

Potential acute health effects

- Eye contact** : Causes serious eye irritation.
Inhalation : No known significant effects or critical hazards.
Skin contact : Causes skin irritation. May cause an allergic skin reaction.
Ingestion : No known significant effects or critical hazards.

Symptoms related to the physical, chemical and toxicological characteristics

- Eye contact** : Adverse symptoms may include the following:
pain or irritation
watering
redness
Inhalation : No specific data.
Skin contact : Adverse symptoms may include the following:
irritation
redness
Ingestion : No specific data.

Delayed and immediate effects and also chronic effects from short and long term exposure

Short term exposure

- Potential immediate effects** : Not available.
Potential delayed effects : Not available.

Long term exposure

- Potential immediate effects** : Not available.
Potential delayed effects : Not available.

Potential chronic health effects

Not available.

Conclusion/Summary [Product] : Not available.

Section 11. Toxicological information

- General** : Once sensitized, a severe allergic reaction may occur when subsequently exposed to very low levels.
- Carcinogenicity** : May cause cancer. Risk of cancer depends on duration and level of exposure.
- Mutagenicity** : No known significant effects or critical hazards.
- Reproductive toxicity** : No known significant effects or critical hazards.

Numerical measures of toxicity

Acute toxicity estimates

N/A

Section 12. Ecological information

Toxicity

Product/ingredient name

Result

Titanium Dioxide

Acute - LC50 - Marine water

Fish - Mummichog - *Fundulus heteroclitus*

>1000 mg/l [96 hours]

Effect: Mortality

Light Aliphatic Hydrocarbon

Acute - LC50 - Fresh water

Fish - Bluegill - *Lepomis macrochirus*

Size: 35 to 75 mm

2200 µg/l [4 days]

Effect: Mortality

Conclusion/Summary [Product] : Not available.

Persistence and degradability

Not available.

Conclusion/Summary [Product] : Not available.

Bioaccumulative potential

Not available.

Mobility in soil

Soil/Water partition coefficient : Not available.

Other adverse effects

No known significant effects or critical hazards.

Section 13. Disposal considerations

Disposal methods : This product contains a TSCA regulated chemical. See Section 15 of the US SDS for details.

The generation of waste should be avoided or minimized wherever possible. Disposal of this product, solutions and any by-products should at all times comply with the requirements of environmental protection and waste disposal legislation and any regional local authority requirements. Dispose of surplus and non-recyclable products via a licensed waste disposal contractor. Waste should not be disposed of untreated to the sewer unless fully compliant with the requirements of all authorities with jurisdiction. Waste packaging should be recycled. Incineration or landfill should only be considered when recycling is not feasible. This material and its container must be disposed of in a safe way. Care should be taken when handling emptied containers that have not been cleaned or rinsed out. Empty containers or liners may retain some product residues. Avoid dispersal of spilled material and runoff and contact with soil, waterways, drains and sewers.

Section 14. Transport information

	DOT Classification	TDG Classification	Mexico Classification	IATA	IMDG
UN number	Not regulated.	Not regulated.	Not regulated.	Not regulated.	Not regulated.
UN proper shipping name	-	-	-	-	-
Transport hazard class(es)	-	-	-	-	-
Packing group	-	-	-	-	-
Environmental hazards	No.	No.	No.	No.	No.
Additional information	-	-	-	-	-

Special precautions for user : Multi-modal shipping descriptions are provided for informational purposes and do not consider container sizes. The presence of a shipping description for a particular mode of transport (sea, air, etc.), does not indicate that the product is packaged suitably for that mode of transport. All packaging must be reviewed for suitability prior to shipment, and compliance with the applicable regulations is the sole responsibility of the person offering the product for transport. People loading and unloading dangerous goods must be trained on all of the risks deriving from the substances and on all actions in case of emergency situations.

Transport in bulk according to IMO instruments : Not available.

Proper shipping name : Not available.

Section 15. Regulatory information

U.S. Federal regulations : TSCA 5(a)2 final significant new use rules: Sodium Nitrite

List name	Name on list	Notes
TSCA 5(a)2 - Final significant new use rules	Sodium Nitrite (Nitrites of Alkali Metals (Group IA elements))	40 CFR 721.4740

[California Prop. 65](#)

WARNING: This product contains chemicals known to the State of California to cause cancer and birth defects or other reproductive harm.

[International regulations](#)

[Montreal Protocol](#)

Not listed.

[Stockholm Convention on Persistent Organic Pollutants](#)

Not listed.

[International lists](#)

: **Australia inventory (AIIIC)**: Not determined.
China inventory (IECSC): Not determined.
Japan inventory (CSCL): Not determined.
Japan inventory (ISHL): Not determined.
Korea inventory (KECI): Not determined.
New Zealand Inventory of Chemicals (NZIoC): Not determined.
Philippines inventory (PICCS): Not determined.
Taiwan Chemical Substances Inventory (TCSI): Not determined.
Thailand inventory: Not determined.
Turkey inventory: Not determined.
Vietnam inventory: Not determined.

Section 16. Other information

[Hazardous Material Information System \(U.S.A.\)](#)

Health	*	2
Flammability		0
Physical hazards		0

The customer is responsible for determining the PPE code for this material. For more information on HMIS® Personal Protective Equipment (PPE) codes, consult the HMIS® Implementation Manual.

Caution: HMIS® ratings are based on a 0-4 rating scale, with 0 representing minimal hazards or risks, and 4 representing significant hazards or risks. Although HMIS® ratings and the associated label are not required on SDSs or products leaving a facility under 29 CFR 1910.1200, the preparer may choose to provide them. HMIS® ratings are to be used with a fully implemented HMIS® program. HMIS® is a registered trademark and service mark of the American Coatings Association, Inc.

[Procedure used to derive the classification](#)

Classification	Justification
SKIN CORROSION/IRRITATION - Category 2	Calculation method
SERIOUS EYE DAMAGE/ EYE IRRITATION - Category 2A	Calculation method
SKIN SENSITIZATION - Category 1	Calculation method
CARCINOGENICITY - Category 1A	Calculation method

[History](#)

Date of printing : 5/12/2025

Section 16. Other information

Date of issue/Date of revision : 5/12/2025

Date of previous issue : 3/22/2025

Version : 29

Key to abbreviations : ATE = Acute Toxicity Estimate
BCF = Bioconcentration Factor
GHS = Globally Harmonized System of Classification and Labelling of Chemicals
IATA = International Air Transport Association
IBC = Intermediate Bulk Container
IMDG = International Maritime Dangerous Goods
LogPow = logarithm of the octanol/water partition coefficient
MARPOL = International Convention for the Prevention of Pollution From Ships, 1973 as modified by the Protocol of 1978. ("Marpol" = marine pollution)
N/A = Not available
SGG = Segregation Group
UN = United Nations

✔ Indicates information that has changed from previously issued version.

Notice to reader

It is recommended that each customer or recipient of this Safety Data Sheet (SDS) study it carefully and consult resources, as necessary or appropriate, to become aware of and understand the data contained in this SDS and any hazards associated with the product. This information is provided in good faith and believed to be accurate as of the effective date herein. However, no warranty, express or implied, is given. The information presented here applies only to the product as shipped. The addition of any material can change the composition, hazards and risks of the product. Products shall not be repackaged, modified, or tinted except as specifically instructed by the manufacturer, including but not limited to the incorporation of products not specified by the manufacturer, or the use or addition of products in proportions not specified by the manufacturer. Regulatory requirements are subject to change and may differ between various locations and jurisdictions. The customer/buyer/user is responsible to ensure that his activities comply with all country, federal, state, provincial or local laws. The conditions for use of the product are not under the control of the manufacturer; the customer/buyer/user is responsible to determine the conditions necessary for the safe use of this product. The customer/buyer/user should not use the product for any purpose other than the purpose shown in the applicable section of this SDS without first referring to the supplier and obtaining written handling instructions. Due to the proliferation of sources for information such as manufacturer-specific SDS, the manufacturer cannot be responsible for SDSs obtained from any other source.


SAFETY DATA SHEET

B66W1351

Section 1. Identification

Product name	: PRO INDUSTRIAL™ SHER-CRYL™ HPA High Performance Acrylic Semi-Gloss Extra White
Product code	: B66W1351
Other means of identification	: Not available.
Product type	: Liquid.
<u>Relevant identified uses of the substance or mixture and uses advised against</u>	
Paint or paint related material.	
Manufacturer	: THE SHERWIN-WILLIAMS COMPANY 101 W. Prospect Avenue Cleveland, OH 44115
Emergency telephone number of the company	: US / Canada: (800) 424-9300 Mexico: SETIQ 800-00-214-00 / 55-5559-1588 Available 24 hours and 365 days a year
Product Information Telephone Number	: US / Canada: (800) 524-5979 Mexico: Not Available
Transportation Emergency Telephone Number	: US / Canada: (800) 424-9300 Mexico: SETIQ 800-00-214-00 / 55-5559-1588 Available 24 hours and 365 days a year

Section 2. Hazards identification

OSHA/HCS status	: This material is considered hazardous by the OSHA Hazard Communication Standard (29 CFR 1910.1200).
Classification of the substance or mixture	: CARCINOGENICITY - Category 2 TOXIC TO REPRODUCTION - Category 1B SPECIFIC TARGET ORGAN TOXICITY (REPEATED EXPOSURE) - Category 1 Percentage of the mixture consisting of ingredient(s) of unknown acute toxicity: 1.2% (oral), 1.2% (dermal), 1.2% (inhalation)
<u>GHS label elements</u>	
Hazard pictograms	: 
Signal word	: Danger
Hazard statements	: Suspected of causing cancer. May damage fertility or the unborn child. Causes damage to organs through prolonged or repeated exposure. (lungs)
<u>Precautionary statements</u>	
Prevention	: Obtain special instructions before use. Do not handle until all safety precautions have been read and understood. Wear protective gloves, protective clothing, eye protection, face protection, or hearing protection. Do not breathe vapor. Do not eat, drink or smoke when using this product. Wash thoroughly after handling.

Section 2. Hazards identification

- Response** : IF exposed or concerned: Get medical advice or attention.
- Storage** : Store locked up.
- Disposal** : Dispose of contents and container in accordance with all local, regional, national and international regulations.
- Supplemental label elements** WARNING: This product contains chemicals known to the State of California to cause cancer and birth defects or other reproductive harm. FOR INDUSTRIAL USE ONLY.
This product contains a TSCA regulated chemical. See Section 15 of the US SDS for details.
Please refer to the SDS for additional information. Keep out of reach of children. Do not transfer contents to other containers for storage.
- Hazards not otherwise classified** : None known.

Section 3. Composition/information on ingredients

- Substance/mixture** : Mixture
- Other means of identification** : Not available.
- CAS number/other identifiers**

Ingredient name	% by weight	Identifiers
Titanium Dioxide	≥10 - ≤25	13463-67-7
Talc	≤10	14807-96-6
Propylene Glycol	≤3	57-55-6
2-(2-Methoxyethoxy)-ethanol	≤3	111-77-3
Hydrotreated Heavy Petroleum Naphtha	≤1	64742-48-9
Calcium 2-Ethylhexanoate	<1	136-51-6

Any concentration shown as a range is to protect confidentiality or is due to batch variation.

There are no additional ingredients present which, within the current knowledge of the supplier and in the concentrations applicable, are classified and hence require reporting in this section.

Occupational exposure limits, if available, are listed in Section 8.

Section 4. First aid measures

Description of necessary first aid measures

- Eye contact** : Immediately flush eyes with plenty of water, occasionally lifting the upper and lower eyelids. Check for and remove any contact lenses. Continue to rinse for at least 10 minutes. Get medical attention.
- Inhalation** : Remove victim to fresh air and keep at rest in a position comfortable for breathing. If not breathing, if breathing is irregular or if respiratory arrest occurs, provide artificial respiration or oxygen by trained personnel. It may be dangerous to the person providing aid to give mouth-to-mouth resuscitation. Get medical attention. If unconscious, place in recovery position and get medical attention immediately. Maintain an open airway. Loosen tight clothing such as a collar, tie, belt or waistband.
- Skin contact** : Flush contaminated skin with plenty of water. Remove contaminated clothing and shoes. Wash contaminated clothing thoroughly with water before removing it, or wear gloves. Continue to rinse for at least 10 minutes. Get medical attention. Wash clothing before reuse. Clean shoes thoroughly before reuse.

Section 4. First aid measures

- Ingestion** : Wash out mouth with water. Remove dentures if any. If material has been swallowed and the exposed person is conscious, give small quantities of water to drink. Stop if the exposed person feels sick as vomiting may be dangerous. Do not induce vomiting unless directed to do so by medical personnel. If vomiting occurs, the head should be kept low so that vomit does not enter the lungs. Get medical attention. Never give anything by mouth to an unconscious person. If unconscious, place in recovery position and get medical attention immediately. Maintain an open airway. Loosen tight clothing such as a collar, tie, belt or waistband.

Most important symptoms/effects, acute and delayed

Potential acute health effects

- Eye contact** : No known significant effects or critical hazards.
Inhalation : No known significant effects or critical hazards.
Skin contact : No known significant effects or critical hazards.
Ingestion : No known significant effects or critical hazards.

Over-exposure signs/symptoms

- Eye contact** : No specific data.
Inhalation : Adverse symptoms may include the following:
reduced fetal weight
increase in fetal deaths
skeletal malformations
Skin contact : Adverse symptoms may include the following:
reduced fetal weight
increase in fetal deaths
skeletal malformations
Ingestion : Adverse symptoms may include the following:
reduced fetal weight
increase in fetal deaths
skeletal malformations

Indication of immediate medical attention and special treatment needed, if necessary

- Notes to physician** : Treat symptomatically. Contact poison treatment specialist immediately if large quantities have been ingested or inhaled.
Specific treatments : No specific treatment.
Protection of first-aiders : No action shall be taken involving any personal risk or without suitable training. If it is suspected that fumes are still present, the rescuer should wear an appropriate mask or self-contained breathing apparatus. It may be dangerous to the person providing aid to give mouth-to-mouth resuscitation. Wash contaminated clothing thoroughly with water before removing it, or wear gloves.

See toxicological information (Section 11)

Section 5. Fire-fighting measures

Extinguishing media

- Suitable extinguishing media** : Use an extinguishing agent suitable for the surrounding fire.
Unsuitable extinguishing media : None known.

- Specific hazards arising from the chemical** : In a fire or if heated, a pressure increase will occur and the container may burst.

Section 5. Fire-fighting measures

- Hazardous thermal decomposition products** : Decomposition products may include the following materials:
carbon dioxide
carbon monoxide
metal oxide/oxides
- Special protective actions for fire-fighters** : Promptly isolate the scene by removing all persons from the vicinity of the incident if there is a fire. No action shall be taken involving any personal risk or without suitable training.
- Special protective equipment for fire-fighters** : Fire-fighters should wear appropriate protective equipment and self-contained breathing apparatus (SCBA) with a full face-piece operated in positive pressure mode.

Section 6. Accidental release measures

Personal precautions, protective equipment and emergency procedures

- For non-emergency personnel** : No action shall be taken involving any personal risk or without suitable training. Evacuate surrounding areas. Keep unnecessary and unprotected personnel from entering. Do not touch or walk through spilled material. Avoid breathing vapor or mist. Provide adequate ventilation. Wear appropriate respirator when ventilation is inadequate. Put on appropriate personal protective equipment.
- For emergency responders** : If specialized clothing is required to deal with the spillage, take note of any information in Section 8 on suitable and unsuitable materials. See also the information in "For non-emergency personnel".

Environmental precautions : **This product contains a TSCA regulated chemical. See Section 15 of the US SDS for details.**

Avoid dispersal of spilled material and runoff and contact with soil, waterways, drains and sewers. Inform the relevant authorities if the product has caused environmental pollution (sewers, waterways, soil or air).

Methods and materials for containment and cleaning up

- Small spill** : Stop leak if without risk. Move containers from spill area. Absorb with an inert material and place in an appropriate waste disposal container. Dispose of via a licensed waste disposal contractor.
- Large spill** : Stop leak if without risk. Move containers from spill area. Approach release from upwind. Prevent entry into sewers, water courses, basements or confined areas. Wash spillages into an effluent treatment plant or proceed as follows. Dispose of via a licensed waste disposal contractor. Contaminated absorbent material may pose the same hazard as the spilled product. Contain and collect spillage with non-combustible, absorbent material e.g. sand, earth, vermiculite or diatomaceous earth and place in container for disposal according to local regulations.

Section 7. Handling and storage

Precautions for safe handling

- Protective measures** : Put on appropriate personal protective equipment (see Section 8). Avoid exposure - obtain special instructions before use. Avoid exposure during pregnancy. Do not handle until all safety precautions have been read and understood. Do not get in eyes or on skin or clothing. Do not breathe vapor or mist. Do not ingest. If during normal use the material presents a respiratory hazard, use only with adequate ventilation or wear appropriate respirator. Keep in the original container or an approved alternative made from a compatible material, kept tightly closed when not in use. Empty containers retain product residue and can be hazardous. Do not reuse container.

Section 7. Handling and storage

Advice on general occupational hygiene : Eating, drinking and smoking should be prohibited in areas where this material is handled, stored and processed. Workers should wash hands and face before eating, drinking and smoking. Remove contaminated clothing and protective equipment before entering eating areas. See also Section 8 for additional information on hygiene measures.

Conditions for safe storage, including any incompatibilities : Store in accordance with local regulations. Store in original container protected from direct sunlight in a dry, cool and well-ventilated area, away from incompatible materials (see Section 10) and food and drink. Store locked up. Keep container tightly closed and sealed until ready for use. Containers that have been opened must be carefully resealed and kept upright to prevent leakage. Do not store in unlabeled containers. Use appropriate containment to avoid environmental contamination. See Section 10 for incompatible materials before handling or use.

Section 8. Exposure controls/personal protection

Control parameters

Occupational exposure limits (OSHA United States)

Ingredient name	CAS #	Exposure limits
Titanium Dioxide	13463-67-7	ACGIH TLV (United States, 1/2024) A3. TWA 8 hours: 2.5 mg/m ³ . Form: respirable fraction, finescale particles.
Talc	14807-96-6	NIOSH REL (United States, 10/2020) NIA. OSHA PEL (United States, 5/2018) TWA 8 hours: 15 mg/m ³ . Form: Total dust. ACGIH TLV (United States, 1/2024) A4. TWA 8 hours: 2 mg/m ³ . Form: Respirable fraction. NIOSH REL (United States, 10/2020) TWA 10 hours: 2 mg/m ³ . Form: Respirable fraction.
Propylene Glycol	57-55-6	OARS WEEL (United States, 9/2024) TWA 8 hours: 10 mg/m ³ .
2-(2-Methoxyethoxy)-ethanol	111-77-3	None.
Hydrotreated Heavy Petroleum Naphtha	64742-48-9	None.
Calcium 2-Ethylhexanoate	136-51-6	None.

Occupational exposure limits (Canada)

Ingredient name	CAS #	Exposure limits
talc (none asbestiform)	14807-96-6	CA Saskatchewan Provincial (Canada, 4/2021) TWA 8 hours: 2 mg/m ³ . Form: respirable fraction. CA British Columbia Provincial (Canada, 4/2024) TWA 8 hours: 2 mg/m ³ . Form: Respirable. Notes: the value is for particulate matter containing no asbestos and less than 1% crystalline silica. CA Ontario Provincial (Canada, 6/2019) TWA 8 hours: 2 mg/m ³ . Form: Respirable particulate matter.. TWA 8 hours: 2 fibers/cm ³ . CA Quebec Provincial (Canada, 2/2024) TWA 8 hours: 2 mg/m ³ . Form: respirable aerosol fraction.

Section 8. Exposure controls/personal protection

2-Ethylhexanol	104-76-7	<p>CA Alberta Provincial (Canada, 3/2023) OEL 8 hours: 2 mg/m³. Form: Respirable particulate.</p> <p>ACGIH TLV (United States, 1/2024) A3. TWA 8 hours: 5 ppm.</p>
----------------	----------	---

Occupational exposure limits (Mexico)

None.

Biological exposure indices (United States)

No exposure indices known.

Biological exposure indices (Canada)

No exposure indices known.

Biological exposure indices (Mexico)

No exposure indices known.

- Appropriate engineering controls** : If user operations generate dust, fumes, gas, vapor or mist, use process enclosures, local exhaust ventilation or other engineering controls to keep worker exposure to airborne contaminants below any recommended or statutory limits.
- Environmental exposure controls** : **This product contains a TSCA regulated chemical. See Section 15 of the US SDS for details.**
Emissions from ventilation or work process equipment should be checked to ensure they comply with the requirements of environmental protection legislation. In some cases, fume scrubbers, filters or engineering modifications to the process equipment will be necessary to reduce emissions to acceptable levels.
- Individual protection measures**
- Hygiene measures** : Wash hands, forearms and face thoroughly after handling chemical products, before eating, smoking and using the lavatory and at the end of the working period. Appropriate techniques should be used to remove potentially contaminated clothing. Wash contaminated clothing before reusing. Ensure that eyewash stations and safety showers are close to the workstation location.
- Eye/face protection** : Safety eyewear complying with an approved standard should be used when a risk assessment indicates this is necessary to avoid exposure to liquid splashes, mists, gases or dusts. If contact is possible, the following protection should be worn, unless the assessment indicates a higher degree of protection: safety glasses with side-shields.
- Skin protection**
- Hand protection** : Chemical-resistant, impervious gloves complying with an approved standard should be worn at all times when handling chemical products if a risk assessment indicates this is necessary. Considering the parameters specified by the glove manufacturer, check during use that the gloves are still retaining their protective properties. It should be noted that the time to breakthrough for any glove material may be different for different glove manufacturers. In the case of mixtures, consisting of several substances, the protection time of the gloves cannot be accurately estimated.
- Body protection** : Personal protective equipment for the body should be selected based on the task being performed and the risks involved and should be approved by a specialist before handling this product.
- Other skin protection** : Appropriate footwear and any additional skin protection measures should be selected based on the task being performed and the risks involved and should be approved by a specialist before handling this product.

Section 8. Exposure controls/personal protection

Respiratory protection : Based on the hazard and potential for exposure, select a respirator that meets the appropriate standard or certification. Respirators must be used according to a respiratory protection program to ensure proper fitting, training, and other important aspects of use.

Section 9. Physical and chemical properties

The conditions of measurement of all properties are at standard temperature and pressure unless otherwise indicated.

Appearance

Physical state : Liquid.
Color : White.
Odor : Not available.
Odor threshold : Not available.
pH : 9
Melting point/freezing point : Not available.
Boiling point or initial boiling point and boiling range : 100°C (212°F)
Flash point : Closed cup: Not applicable.
Evaporation rate : 0.09 (butyl acetate = 1)
Flammability : Not available.
Lower and upper explosion limit/flammability limit : Lower: 0.6%
Upper: 12.5%
Vapor pressure : 2.3 kPa (17.5 mm Hg)
Relative vapor density : 1 [Air = 1]
Relative density : 1.19
Density : 1.18 g/cm³
Solubility(ies) :

Media	Result
cold water	Partially soluble

Partition coefficient: n-octanol/water : Not applicable.
Auto-ignition temperature : Not available.
Decomposition temperature : Not available.
Viscosity : Dynamic (room temperature): Not available.
Kinematic (room temperature): Not available.
Kinematic (40°C (104°F)): >20.5 mm²/s (>20.5 cSt)
Molecular weight : Not applicable.
Particle characteristics
Median particle size : Not applicable.
Heat of combustion : 3.603 kJ/g

Section 10. Stability and reactivity

Reactivity	: No specific test data related to reactivity available for this product or its ingredients.
Chemical stability	: The product is stable.
Possibility of hazardous reactions	: Under normal conditions of storage and use, hazardous reactions will not occur.
Conditions to avoid	: No specific data.
Incompatible materials	: No specific data.
Hazardous decomposition products	: Under normal conditions of storage and use, hazardous decomposition products should not be produced.

Section 11. Toxicological information

Information on toxicological effects

Acute toxicity

Product/ingredient name

Result

Propylene Glycol

Rat - Oral - LD50

20 g/kg

Rabbit - Dermal - LD50

20800 mg/kg

Hydrotreated Heavy Petroleum Naphtha

Rat - Oral - LD50

>6 g/kg

Rat - Inhalation - LC50 Vapor

8500 mg/m³ [4 hours]

Toxic effects: Lung, Thorax, or Respiration - Other changes

Conclusion/Summary [Product] : Not available.

Skin corrosion/irritation

Product/ingredient name

Result

Titanium Dioxide

Human - Skin - Mild irritant

Duration of treatment/exposure: 72 hours

Amount/concentration applied: 300 ug l

Talc

Human - Skin - Mild irritant

Duration of treatment/exposure: 72 hours

Amount/concentration applied: 300 ug l

Propylene Glycol

Child - Skin - Moderate irritant

Duration of treatment/exposure: 96 hours

Amount/concentration applied: 30 % C

Human - Skin - Mild irritant

Duration of treatment/exposure: 168 hours

Amount/concentration applied: 500 mg

Human - Skin - Moderate irritant

Duration of treatment/exposure: 72 hours

Amount/concentration applied: 104 mg l

Woman - Skin - Mild irritant

Duration of treatment/exposure: 96 hours

Amount/concentration applied: 30 %

Section 11. Toxicological information

Conclusion/Summary [Product] : Not available.

Serious eye damage/eye irritation

Product/ingredient name

Propylene Glycol

Result

Rabbit - Eyes - Mild irritant

Duration of treatment/exposure: 24 hours

Amount/concentration applied: 500 mg

Rabbit - Eyes - Mild irritant

Amount/concentration applied: 100 mg

Rabbit - Eyes - Mild irritant

Duration of treatment/exposure: 24 hours

Amount/concentration applied: 500 mg

Rabbit - Eyes - Moderate irritant

Amount/concentration applied: 500 mg

2-(2-Methoxyethoxy)-ethanol

Conclusion/Summary [Product] : Not available.

Respiratory corrosion/irritation

Not available.

Conclusion/Summary [Product] : Not available.

Respiratory or skin sensitization

Not available.

Skin

Conclusion/Summary [Product] : Not available.

Respiratory

Conclusion/Summary [Product] : Not available.

Germ cell mutagenicity

Not available.

Conclusion/Summary [Product] : Not available.

Carcinogenicity

Not available.

Conclusion/Summary [Product] : Not available.

Classification

Product/ingredient name	OSHA	IARC	NTP
Titanium Dioxide	-	2B	-
Talc	-	3	-

Reproductive toxicity

Section 11. Toxicological information

Not available.

Conclusion/Summary [Product] : Not available.

Specific target organ toxicity (single exposure)

Not available.

Specific target organ toxicity (repeated exposure)

Product/ingredient name

Talc

Result

SPECIFIC TARGET ORGAN TOXICITY (REPEATED EXPOSURE) (lungs) (inhalation) - Category 1

Aspiration hazard

Product/ingredient name

Hydrotreated Heavy Petroleum Naphtha

Result

ASPIRATION HAZARD - Category 1

Information on the likely routes of exposure

Not available.

Potential acute health effects

- Eye contact** : No known significant effects or critical hazards.
- Inhalation** : No known significant effects or critical hazards.
- Skin contact** : No known significant effects or critical hazards.
- Ingestion** : No known significant effects or critical hazards.

Symptoms related to the physical, chemical and toxicological characteristics

- Eye contact** : No specific data.
- Inhalation** : Adverse symptoms may include the following:
 - reduced fetal weight
 - increase in fetal deaths
 - skeletal malformations
- Skin contact** : Adverse symptoms may include the following:
 - reduced fetal weight
 - increase in fetal deaths
 - skeletal malformations
- Ingestion** : Adverse symptoms may include the following:
 - reduced fetal weight
 - increase in fetal deaths
 - skeletal malformations

Delayed and immediate effects and also chronic effects from short and long term exposure

Short term exposure

- Potential immediate effects** : Not available.
- Potential delayed effects** : Not available.

Long term exposure

- Potential immediate effects** : Not available.

Section 11. Toxicological information

Potential delayed effects : Not available.

Potential chronic health effects

Not available.

Conclusion/Summary [Product] : Not available.

General : Causes damage to organs through prolonged or repeated exposure.

Carcinogenicity : Suspected of causing cancer. Risk of cancer depends on duration and level of exposure.

Mutagenicity : No known significant effects or critical hazards.

Reproductive toxicity : May damage fertility or the unborn child.

Numerical measures of toxicity

Acute toxicity estimates

Product/ingredient name	Oral (mg/kg)	Dermal (mg/kg)	Inhalation (gases) (ppm)	Inhalation (vapors) (mg/l)	Inhalation (dusts and mists) (mg/l)
Propylene Glycol	20000	20800	N/A	N/A	N/A
Calcium 2-Ethylhexanoate	500	N/A	N/A	N/A	N/A

Section 12. Ecological information

Toxicity

Product/ingredient name

Result

Titanium Dioxide

Acute - LC50 - Marine water

Fish - Mummichog - *Fundulus heteroclitus*
>1000 mg/l [96 hours]

Effect: Mortality

Propylene Glycol

Acute - LC50 - Fresh water

Crustaceans - Water flea - *Ceriodaphnia dubia*

Age: <24 hours

1020 mg/l [48 hours]

Effect: Mortality

2-(2-Methoxyethoxy)-ethanol

Acute - LC50 - Fresh water

Fish - Fathead minnow - *Pimephales promelas*

Age: ≤7 days

710 mg/l [96 hours]

Effect: Mortality

Acute - EC50 - Fresh water

US EPA

Daphnia - Water flea - *Daphnia magna*

Age: <24 hours

>930 ppm [48 hours]

Effect: Intoxication

Acute - LC50 - Fresh water

Fish - Bluegill - *Lepomis macrochirus*

7500 ppm [96 hours]

Effect: Mortality

Conclusion/Summary [Product] : Not available.

Section 12. Ecological information

Persistence and degradability

Not available.

Conclusion/Summary [Product] : Not available.

Product/ingredient name	Aquatic half-life	Photolysis	Biodegradability
Propylene Glycol	-	-	Readily

Bioaccumulative potential

Product/ingredient name	LogP _{ow}	BCF	Potential
Hydrotreated Heavy Petroleum Naphtha	-	10 to 2500	High
Calcium 2-Ethylhexanoate	-	2.96	Low

Mobility in soil

Soil/Water partition coefficient : Not available.

Other adverse effects

No known significant effects or critical hazards.

Section 13. Disposal considerations

Disposal methods : This product contains a TSCA regulated chemical. See Section 15 of the US SDS for details.

The generation of waste should be avoided or minimized wherever possible. Disposal of this product, solutions and any by-products should at all times comply with the requirements of environmental protection and waste disposal legislation and any regional local authority requirements. Dispose of surplus and non-recyclable products via a licensed waste disposal contractor. Waste should not be disposed of untreated to the sewer unless fully compliant with the requirements of all authorities with jurisdiction. Waste packaging should be recycled. Incineration or landfill should only be considered when recycling is not feasible. This material and its container must be disposed of in a safe way. Care should be taken when handling emptied containers that have not been cleaned or rinsed out. Empty containers or liners may retain some product residues. Avoid dispersal of spilled material and runoff and contact with soil, waterways, drains and sewers.

Section 14. Transport information

	DOT Classification	TDG Classification	Mexico Classification	IATA	IMDG
UN number	Not regulated.	Not regulated.	Not regulated.	Not regulated.	Not regulated.
UN proper shipping name	-	-	-	-	-
Transport hazard class(es)	-	-	-	-	-

Section 14. Transport information

Packing group	-	-	-	-	-
Environmental hazards	No.	No.	No.	No.	No.
Additional information	-	-	-	-	-

Special precautions for user : Multi-modal shipping descriptions are provided for informational purposes and do not consider container sizes. The presence of a shipping description for a particular mode of transport (sea, air, etc.), does not indicate that the product is packaged suitably for that mode of transport. All packaging must be reviewed for suitability prior to shipment, and compliance with the applicable regulations is the sole responsibility of the person offering the product for transport. People loading and unloading dangerous goods must be trained on all of the risks deriving from the substances and on all actions in case of emergency situations.

Transport in bulk according to IMO instruments : Not available.

Proper shipping name : Not available.

Section 15. Regulatory information

U.S. Federal regulations : **TSCA 5(a)2 final significant new use rules:** Sodium Nitrite

<u>List name</u>	<u>Name on list</u>	<u>Notes</u>
TSCA 5(a)2 - Final significant new use rules	Sodium Nitrite (Nitrites of Alkali Metals (Group IA elements))	40 CFR 721.4740

California Prop. 65

WARNING: This product contains chemicals known to the State of California to cause cancer and birth defects or other reproductive harm.

International regulations

Montreal Protocol

Not listed.

Stockholm Convention on Persistent Organic Pollutants

Not listed.

International lists

: Australia inventory (AIIIC): Not determined.
China inventory (IECSC): Not determined.
Japan inventory (CSCL): Not determined.
Japan inventory (ISHL): Not determined.
Korea inventory (KECI): Not determined.
New Zealand Inventory of Chemicals (NZIoC): Not determined.
Philippines inventory (PICCS): Not determined.
Taiwan Chemical Substances Inventory (TCSI): Not determined.
Thailand inventory: Not determined.
Turkey inventory: Not determined.
Vietnam inventory: Not determined.

Section 16. Other information

Hazardous Material Information System (U.S.A.)

Health	*	3
Flammability		0
Physical hazards		0

The customer is responsible for determining the PPE code for this material. For more information on HMIS® Personal Protective Equipment (PPE) codes, consult the HMIS® Implementation Manual.

Caution: HMIS® ratings are based on a 0-4 rating scale, with 0 representing minimal hazards or risks, and 4 representing significant hazards or risks. Although HMIS® ratings and the associated label are not required on SDSs or products leaving a facility under 29 CFR 1910.1200, the preparer may choose to provide them. HMIS® ratings are to be used with a fully implemented HMIS® program. HMIS® is a registered trademark and service mark of the American Coatings Association, Inc.

Procedure used to derive the classification

Classification	Justification
CARCINOGENICITY - Category 2	Calculation method
TOXIC TO REPRODUCTION - Category 1B	Calculation method
SPECIFIC TARGET ORGAN TOXICITY (REPEATED EXPOSURE) - Category 1	Calculation method

History

Date of printing : 6/1/2025

Date of issue/Date of revision : 6/1/2025

Date of previous issue : 3/22/2025

Version : 7

Key to abbreviations : ATE = Acute Toxicity Estimate
BCF = Bioconcentration Factor
GHS = Globally Harmonized System of Classification and Labelling of Chemicals
IATA = International Air Transport Association
IBC = Intermediate Bulk Container
IMDG = International Maritime Dangerous Goods
LogPow = logarithm of the octanol/water partition coefficient
MARPOL = International Convention for the Prevention of Pollution From Ships, 1973 as modified by the Protocol of 1978. ("Marpol" = marine pollution)
N/A = Not available
SGG = Segregation Group
UN = United Nations

📌 Indicates information that has changed from previously issued version.

Notice to reader

It is recommended that each customer or recipient of this Safety Data Sheet (SDS) study it carefully and consult resources, as necessary or appropriate, to become aware of and understand the data contained in this SDS and any hazards associated with the product. This information is provided in good faith and believed to be accurate as of the effective date herein. However, no warranty, express or implied, is given. The information presented here applies only to the product as shipped. The addition of any material can change the composition, hazards and risks of the product. Products shall not be repackaged, modified, or tinted except as specifically instructed by the manufacturer, including but not limited to the incorporation of products not specified by the manufacturer, or the use or addition of products in proportions not specified by the manufacturer. Regulatory requirements are subject to change and may differ between various locations and jurisdictions. The customer/buyer/user is responsible to ensure that his activities comply with all country, federal, state, provincial or local laws. The conditions for use of the product are not under the control of the manufacturer; the customer/buyer/user is responsible to determine the conditions necessary for the safe use of this product. The customer/buyer/user should not use the product for any purpose other than the purpose shown in the applicable section of this SDS without first referring to the supplier and obtaining written handling instructions. Due to the proliferation of

Section 16. Other information

sources for information such as manufacturer-specific SDS, the manufacturer cannot be responsible for SDSs obtained from any other source.

SAFETY DATA SHEET

B51W620

Section 1. Identification

Product name : PrepRite® ProBlock® Interior/Exterior Latex Primer/Sealer
White

Product code : B51W620

Other means of identification : Not available.

Product type : Liquid.

Relevant identified uses of the substance or mixture and uses advised against

Paint or paint related material.

Manufacturer : THE SHERWIN-WILLIAMS COMPANY
101 W. Prospect Avenue
Cleveland, OH 44115

Emergency telephone number of the company : US / Canada: (800) 424-9300
Mexico: SETIQ 800-00-214-00 / 55-5559-1588 Available 24 hours and 365 days a year

Product Information Telephone Number : US / Canada: 1-800-474-3794
Mexico: Not Available

Transportation Emergency Telephone Number : US / Canada: (800) 424-9300
Mexico: SETIQ 800-00-214-00 / 55-5559-1588 Available 24 hours and 365 days a year

Section 2. Hazards identification

OSHA/HCS status : This material is considered hazardous by the OSHA Hazard Communication Standard (29 CFR 1910.1200).

Classification of the substance or mixture : CARCINOGENICITY - Category 2
SPECIFIC TARGET ORGAN TOXICITY (REPEATED EXPOSURE) - Category 1

GHS label elements

Hazard pictograms :



Signal word : Danger

Hazard statements : Suspected of causing cancer.
Causes damage to organs through prolonged or repeated exposure. (lungs)

Precautionary statements

General : Keep out of reach of children. If medical advice is needed, have product container or label at hand.

Prevention : Obtain special instructions before use. Do not handle until all safety precautions have been read and understood. Wear protective gloves, protective clothing, eye protection, face protection, or hearing protection. Do not breathe vapor. Do not eat, drink or smoke when using this product. Wash thoroughly after handling.

Response : IF exposed or concerned: Get medical advice or attention.

Storage : Store locked up.

Section 2. Hazards identification

- Disposal** : Dispose of contents and container in accordance with all local, regional, national and international regulations.
- Supplemental label elements** : WARNING: This product contains chemicals known to the State of California to cause cancer and birth defects or other reproductive harm. Adequate ventilation required when sanding or abrading the dried film. If Adequate ventilation cannot be provided wear an approved particulate respirator (NIOSH approved). Follow respirator manufacturer's directions for respirator use. DELAYED EFFECTS FROM LONG TERM OVEREXPOSURE. Abrading or sanding of the dry film may release Crystalline Silica which has been shown to cause lung damage and cancer under long term exposure. This product contains a TSCA regulated chemical. See Section 15 of the US SDS for details.
- Please refer to the SDS for additional information. Keep out of reach of children. Do not transfer contents to other containers for storage.
- Hazards not otherwise classified** : None known.

Section 3. Composition/information on ingredients

- Substance/mixture** : Mixture
- Other means of identification** : Not available.

CAS number/other identifiers

Ingredient name	% by weight	Identifiers
Titanium Dioxide	≥10 - ≤25	13463-67-7
Talc	≤10	14807-96-6

Any concentration shown as a range is to protect confidentiality or is due to batch variation.

There are no additional ingredients present which, within the current knowledge of the supplier and in the concentrations applicable, are classified and hence require reporting in this section.

Occupational exposure limits, if available, are listed in Section 8.

Section 4. First aid measures

Description of necessary first aid measures

- Eye contact** : Immediately flush eyes with plenty of water, occasionally lifting the upper and lower eyelids. Check for and remove any contact lenses. Continue to rinse for at least 10 minutes. Get medical attention.
- Inhalation** : Remove victim to fresh air and keep at rest in a position comfortable for breathing. If not breathing, if breathing is irregular or if respiratory arrest occurs, provide artificial respiration or oxygen by trained personnel. It may be dangerous to the person providing aid to give mouth-to-mouth resuscitation. Get medical attention. If unconscious, place in recovery position and get medical attention immediately. Maintain an open airway. Loosen tight clothing such as a collar, tie, belt or waistband. In case of inhalation of decomposition products in a fire, symptoms may be delayed. The exposed person may need to be kept under medical surveillance for 48 hours.
- Skin contact** : Flush contaminated skin with plenty of water. Remove contaminated clothing and shoes. Continue to rinse for at least 10 minutes. Get medical attention. Wash clothing before reuse. Clean shoes thoroughly before reuse.

Section 4. First aid measures

Ingestion : Wash out mouth with water. Remove dentures if any. If material has been swallowed and the exposed person is conscious, give small quantities of water to drink. Stop if the exposed person feels sick as vomiting may be dangerous. Do not induce vomiting unless directed to do so by medical personnel. If vomiting occurs, the head should be kept low so that vomit does not enter the lungs. Get medical attention. Never give anything by mouth to an unconscious person. If unconscious, place in recovery position and get medical attention immediately. Maintain an open airway. Loosen tight clothing such as a collar, tie, belt or waistband.

Most important symptoms/effects, acute and delayed

Potential acute health effects

Eye contact : No known significant effects or critical hazards.
Inhalation : No known significant effects or critical hazards.
Skin contact : No known significant effects or critical hazards.
Ingestion : No known significant effects or critical hazards.

Over-exposure signs/symptoms

Eye contact : No specific data.
Inhalation : No specific data.
Skin contact : No specific data.
Ingestion : No specific data.

Indication of immediate medical attention and special treatment needed, if necessary

Notes to physician : In case of inhalation of decomposition products in a fire, symptoms may be delayed. The exposed person may need to be kept under medical surveillance for 48 hours.
Specific treatments : No specific treatment.
Protection of first-aiders : No action shall be taken involving any personal risk or without suitable training. It may be dangerous to the person providing aid to give mouth-to-mouth resuscitation.

See toxicological information (Section 11)

Section 5. Fire-fighting measures

Extinguishing media

Suitable extinguishing media : Use an extinguishing agent suitable for the surrounding fire.
Unsuitable extinguishing media : None known.

Specific hazards arising from the chemical : In a fire or if heated, a pressure increase will occur and the container may burst.

Hazardous thermal decomposition products : Decomposition products may include the following materials:
carbon dioxide
carbon monoxide
nitrogen oxides
metal oxide/oxides

Special protective actions for fire-fighters : Promptly isolate the scene by removing all persons from the vicinity of the incident if there is a fire. No action shall be taken involving any personal risk or without suitable training.

Special protective equipment for fire-fighters : Fire-fighters should wear appropriate protective equipment and self-contained breathing apparatus (SCBA) with a full face-piece operated in positive pressure mode.

Section 6. Accidental release measures

Personal precautions, protective equipment and emergency procedures

- For non-emergency personnel** : No action shall be taken involving any personal risk or without suitable training. Evacuate surrounding areas. Keep unnecessary and unprotected personnel from entering. Do not touch or walk through spilled material. Avoid breathing vapor or mist. Provide adequate ventilation. Wear appropriate respirator when ventilation is inadequate. Put on appropriate personal protective equipment.
- For emergency responders** : If specialized clothing is required to deal with the spillage, take note of any information in Section 8 on suitable and unsuitable materials. See also the information in "For non-emergency personnel".

Environmental precautions : **This product contains a TSCA regulated chemical. See Section 15 of the US SDS for details.**

Avoid dispersal of spilled material and runoff and contact with soil, waterways, drains and sewers. Inform the relevant authorities if the product has caused environmental pollution (sewers, waterways, soil or air).

Methods and materials for containment and cleaning up

- Small spill** : Stop leak if without risk. Move containers from spill area. Absorb with an inert material and place in an appropriate waste disposal container. Dispose of via a licensed waste disposal contractor.
- Large spill** : Stop leak if without risk. Move containers from spill area. Approach release from upwind. Prevent entry into sewers, water courses, basements or confined areas. Wash spillages into an effluent treatment plant or proceed as follows. Dispose of via a licensed waste disposal contractor. Contaminated absorbent material may pose the same hazard as the spilled product. Contain and collect spillage with non-combustible, absorbent material e.g. sand, earth, vermiculite or diatomaceous earth and place in container for disposal according to local regulations.

Section 7. Handling and storage

Precautions for safe handling

- Protective measures** : Put on appropriate personal protective equipment (see Section 8). Avoid exposure - obtain special instructions before use. Do not handle until all safety precautions have been read and understood. Do not get in eyes or on skin or clothing. Do not breathe vapor or mist. Do not ingest. If during normal use the material presents a respiratory hazard, use only with adequate ventilation or wear appropriate respirator. Keep in the original container or an approved alternative made from a compatible material, kept tightly closed when not in use. Empty containers retain product residue and can be hazardous. Do not reuse container.
- Advice on general occupational hygiene** : Eating, drinking and smoking should be prohibited in areas where this material is handled, stored and processed. Workers should wash hands and face before eating, drinking and smoking. Remove contaminated clothing and protective equipment before entering eating areas. See also Section 8 for additional information on hygiene measures.

- Conditions for safe storage, including any incompatibilities** : Store in accordance with local regulations. Store in original container protected from direct sunlight in a dry, cool and well-ventilated area, away from incompatible materials (see Section 10) and food and drink. Store locked up. Keep container tightly closed and sealed until ready for use. Containers that have been opened must be carefully resealed and kept upright to prevent leakage. Do not store in unlabeled containers. Use appropriate containment to avoid environmental contamination. See Section 10 for incompatible materials before handling or use.

Section 8. Exposure controls/personal protection

Control parameters

Occupational exposure limits (OSHA United States)

Ingredient name	CAS #	Exposure limits
Titanium Dioxide	13463-67-7	ACGIH TLV (United States, 1/2024) A3. TWA 8 hours: 2.5 mg/m ³ . Form: respirable fraction, finescale particles.
Talc	14807-96-6	NIOSH REL (United States, 10/2020) NIA. OSHA PEL (United States, 5/2018) TWA 8 hours: 15 mg/m ³ . Form: Total dust. ACGIH TLV (United States, 1/2024) A4. TWA 8 hours: 2 mg/m ³ . Form: Respirable fraction. NIOSH REL (United States, 10/2020) TWA 10 hours: 2 mg/m ³ . Form: Respirable fraction.

Occupational exposure limits (Canada)

Ingredient name	CAS #	Exposure limits
talc (none asbestiform)	14807-96-6	CA Saskatchewan Provincial (Canada, 4/2021) TWA 8 hours: 2 mg/m ³ . Form: respirable fraction. CA British Columbia Provincial (Canada, 4/2024) TWA 8 hours: 2 mg/m ³ . Form: Respirable. Notes: the value is for particulate matter containing no asbestos and less than 1% crystalline silica. CA Ontario Provincial (Canada, 6/2019) TWA 8 hours: 2 mg/m ³ . Form: Respirable particulate matter.. TWA 8 hours: 2 fibers/cm ³ . CA Quebec Provincial (Canada, 2/2024) TWAEV 8 hours: 2 mg/m ³ . Form: respirable aerosol fraction. CA Alberta Provincial (Canada, 3/2023) OEL 8 hours: 2 mg/m ³ . Form: Respirable particulate.

Occupational exposure limits (Mexico)

None.

Biological exposure indices (United States)

No exposure indices known.

Biological exposure indices (Canada)

No exposure indices known.

Biological exposure indices (Mexico)

No exposure indices known.

Appropriate engineering controls

: If user operations generate dust, fumes, gas, vapor or mist, use process enclosures, local exhaust ventilation or other engineering controls to keep worker exposure to airborne contaminants below any recommended or statutory limits.

Section 8. Exposure controls/personal protection

Environmental exposure controls : This product contains a TSCA regulated chemical. See Section 15 of the US SDS for details.

Emissions from ventilation or work process equipment should be checked to ensure they comply with the requirements of environmental protection legislation. In some cases, fume scrubbers, filters or engineering modifications to the process equipment will be necessary to reduce emissions to acceptable levels.

Individual protection measures

Hygiene measures : Wash hands, forearms and face thoroughly after handling chemical products, before eating, smoking and using the lavatory and at the end of the working period. Appropriate techniques should be used to remove potentially contaminated clothing. Wash contaminated clothing before reusing. Ensure that eyewash stations and safety showers are close to the workstation location.

Eye/face protection : Safety eyewear complying with an approved standard should be used when a risk assessment indicates this is necessary to avoid exposure to liquid splashes, mists, gases or dusts. If contact is possible, the following protection should be worn, unless the assessment indicates a higher degree of protection: safety glasses with side-shields.

Skin protection

Hand protection : Chemical-resistant, impervious gloves complying with an approved standard should be worn at all times when handling chemical products if a risk assessment indicates this is necessary. Considering the parameters specified by the glove manufacturer, check during use that the gloves are still retaining their protective properties. It should be noted that the time to breakthrough for any glove material may be different for different glove manufacturers. In the case of mixtures, consisting of several substances, the protection time of the gloves cannot be accurately estimated.

Body protection : Personal protective equipment for the body should be selected based on the task being performed and the risks involved and should be approved by a specialist before handling this product.

Other skin protection : Appropriate footwear and any additional skin protection measures should be selected based on the task being performed and the risks involved and should be approved by a specialist before handling this product.

Respiratory protection : Based on the hazard and potential for exposure, select a respirator that meets the appropriate standard or certification. Respirators must be used according to a respiratory protection program to ensure proper fitting, training, and other important aspects of use.

Section 9. Physical and chemical properties

The conditions of measurement of all properties are at standard temperature and pressure unless otherwise indicated.

Appearance

Physical state : Liquid.
Color : White.
Odor : Not available.
Odor threshold : Not available.
pH : 8.8
Melting point/freezing point : Not available.
Boiling point or initial boiling point and boiling range : 100°C (212°F)
Flash point : Closed cup: Not applicable.
Evaporation rate : 0.09 (butyl acetate = 1)
Flammability : Not available.

Section 9. Physical and chemical properties

Lower and upper explosion limit/flammability limit : Not available.

Vapor pressure : 2.3 kPa (17.5 mm Hg)

Relative vapor density : 1 [Air = 1]

Relative density : 1.31

Density : 1.3 g/cm³

Solubility(ies) :

Media	Result
cold water	Partially soluble

Partition coefficient: n-octanol/water : Not applicable.

Auto-ignition temperature : Not available.

Decomposition temperature : Not available.

Viscosity : Dynamic (room temperature): Not available.
Kinematic (room temperature): Not available.
Kinematic (40°C (104°F)): >20.5 mm²/s (>20.5 cSt)

Molecular weight : Not applicable.

Particle characteristics

Median particle size : Not applicable.

Heat of combustion : 0.165 kJ/g

Section 10. Stability and reactivity

Reactivity : No specific test data related to reactivity available for this product or its ingredients.

Chemical stability : The product is stable.

Possibility of hazardous reactions : Under normal conditions of storage and use, hazardous reactions will not occur.

Conditions to avoid : No specific data.

Incompatible materials : No specific data.

Hazardous decomposition products : Under normal conditions of storage and use, hazardous decomposition products should not be produced.

Section 11. Toxicological information

Information on toxicological effects

Acute toxicity

Not available.

Conclusion/Summary [Product] : Not available.

Skin corrosion/irritation

Product/ingredient name	Result
-------------------------	--------

Section 11. Toxicological information

Titanium Dioxide

Human - Skin - Mild irritant

Duration of treatment/exposure: 72 hours

Amount/concentration applied: 300 ug I

Talc

Human - Skin - Mild irritant

Duration of treatment/exposure: 72 hours

Amount/concentration applied: 300 ug I

Conclusion/Summary [Product] : Not available.

Serious eye damage/eye irritation

Not available.

Conclusion/Summary [Product] : Not available.

Respiratory corrosion/irritation

Not available.

Conclusion/Summary [Product] : Not available.

Respiratory or skin sensitization

Not available.

Skin

Conclusion/Summary [Product] : Not available.

Respiratory

Conclusion/Summary [Product] : Not available.

Germ cell mutagenicity

Not available.

Conclusion/Summary [Product] : Not available.

Carcinogenicity

Not available.

Conclusion/Summary [Product] : Not available.

Classification

Product/ingredient name	OSHA	IARC	NTP
Titanium Dioxide	-	2B	-
Talc	-	3	-

Reproductive toxicity

Not available.

Section 11. Toxicological information

Conclusion/Summary [Product] : Not available.

Specific target organ toxicity (single exposure)

Not available.

Specific target organ toxicity (repeated exposure)

Product/ingredient name

Talc

Result

SPECIFIC TARGET ORGAN TOXICITY (REPEATED EXPOSURE) (lungs) (inhalation) - Category 1

Aspiration hazard

Not available.

Information on the likely routes of exposure

Not available.

Potential acute health effects

- Eye contact** : No known significant effects or critical hazards.
- Inhalation** : No known significant effects or critical hazards.
- Skin contact** : No known significant effects or critical hazards.
- Ingestion** : No known significant effects or critical hazards.

Symptoms related to the physical, chemical and toxicological characteristics

- Eye contact** : No specific data.
- Inhalation** : No specific data.
- Skin contact** : No specific data.
- Ingestion** : No specific data.

Delayed and immediate effects and also chronic effects from short and long term exposure

Short term exposure

- Potential immediate effects** : Not available.
- Potential delayed effects** : Not available.

Long term exposure

- Potential immediate effects** : Not available.
- Potential delayed effects** : Not available.

Potential chronic health effects

Not available.

Conclusion/Summary [Product] : Not available.

- General** : Causes damage to organs through prolonged or repeated exposure.
- Carcinogenicity** : Suspected of causing cancer. Risk of cancer depends on duration and level of exposure.
- Mutagenicity** : No known significant effects or critical hazards.

Section 11. Toxicological information

Reproductive toxicity : No known significant effects or critical hazards.

Numerical measures of toxicity

Acute toxicity estimates

N/A

Section 12. Ecological information

Toxicity

Product/ingredient name

Titanium Dioxide

Result

Acute - LC50 - Marine water

Fish - Mummichog - *Fundulus heteroclitus*

>1000 mg/l [96 hours]

Effect: Mortality

Conclusion/Summary [Product] : Not available.

Persistence and degradability

Not available.

Conclusion/Summary [Product] : Not available.

Bioaccumulative potential

Not available.

Mobility in soil

Soil/Water partition coefficient

: Not available.

Other adverse effects

No known significant effects or critical hazards.

Section 13. Disposal considerations

Disposal methods

: This product contains a TSCA regulated chemical. See Section 15 of the US SDS for details.

The generation of waste should be avoided or minimized wherever possible. Disposal of this product, solutions and any by-products should at all times comply with the requirements of environmental protection and waste disposal legislation and any regional local authority requirements. Dispose of surplus and non-recyclable products via a licensed waste disposal contractor. Waste should not be disposed of untreated to the sewer unless fully compliant with the requirements of all authorities with jurisdiction. Waste packaging should be recycled. Incineration or landfill should only be considered when recycling is not feasible. This material and its container must be disposed of in a safe way. Care should be taken when handling emptied containers that have not been cleaned or rinsed out. Empty containers or liners may retain some product residues. Avoid dispersal of spilled material and runoff and contact with soil, waterways, drains and sewers.

Section 14. Transport information

	DOT Classification	TDG Classification	Mexico Classification	IATA	IMDG
UN number	Not regulated.	Not regulated.	Not regulated.	Not regulated.	Not regulated.
UN proper shipping name	-	-	-	-	-
Transport hazard class(es)	-	-	-	-	-
Packing group	-	-	-	-	-
Environmental hazards	No.	No.	No.	No.	No.
Additional information	-	-	-	-	-

Special precautions for user : Multi-modal shipping descriptions are provided for informational purposes and do not consider container sizes. The presence of a shipping description for a particular mode of transport (sea, air, etc.), does not indicate that the product is packaged suitably for that mode of transport. All packaging must be reviewed for suitability prior to shipment, and compliance with the applicable regulations is the sole responsibility of the person offering the product for transport. People loading and unloading dangerous goods must be trained on all of the risks deriving from the substances and on all actions in case of emergency situations.

Transport in bulk according to IMO instruments : Not available.

Proper shipping name : Not available.

Section 15. Regulatory information

U.S. Federal regulations : TSCA 5(a)2 final significant new use rules: Sodium Nitrite

List name	Name on list	Notes
TSCA 5(a)2 - Final significant new use rules	Sodium Nitrite (Nitrites of Alkali Metals (Group IA elements))	40 CFR 721.4740

California Prop. 65

WARNING: This product contains chemicals known to the State of California to cause cancer and birth defects or other reproductive harm.

International regulations

Montreal Protocol

Not listed.

Stockholm Convention on Persistent Organic Pollutants

Section 15. Regulatory information

Not listed.

International lists :

- Australia inventory (AIIIC): Not determined.
- China inventory (IECSC): Not determined.
- Japan inventory (CSCL): Not determined.
- Japan inventory (ISHL): Not determined.
- Korea inventory (KECI): Not determined.
- New Zealand Inventory of Chemicals (NZIoC): Not determined.
- Philippines inventory (PICCS): Not determined.
- Taiwan Chemical Substances Inventory (TCSI): Not determined.
- Thailand inventory: Not determined.
- Turkey inventory: Not determined.
- Vietnam inventory: Not determined.

Section 16. Other information

Hazardous Material Information System (U.S.A.)

Health	*	3
Flammability		0
Physical hazards		0

The customer is responsible for determining the PPE code for this material. For more information on HMIS® Personal Protective Equipment (PPE) codes, consult the HMIS® Implementation Manual.

Caution: HMIS® ratings are based on a 0-4 rating scale, with 0 representing minimal hazards or risks, and 4 representing significant hazards or risks. Although HMIS® ratings and the associated label are not required on SDSs or products leaving a facility under 29 CFR 1910.1200, the preparer may choose to provide them. HMIS® ratings are to be used with a fully implemented HMIS® program. HMIS® is a registered trademark and service mark of the American Coatings Association, Inc.

Procedure used to derive the classification

Classification	Justification
CARCINOGENICITY - Category 2	Calculation method
SPECIFIC TARGET ORGAN TOXICITY (REPEATED EXPOSURE) - Category 1	Calculation method

History

Date of printing : 5/12/2025

Date of issue/Date of revision : 5/12/2025

Date of previous issue : 3/22/2025

Version : 22.06

Key to abbreviations :

- ATE = Acute Toxicity Estimate
- BCF = Bioconcentration Factor
- GHS = Globally Harmonized System of Classification and Labelling of Chemicals
- IATA = International Air Transport Association
- IBC = Intermediate Bulk Container
- IMDG = International Maritime Dangerous Goods
- LogPow = logarithm of the octanol/water partition coefficient
- MARPOL = International Convention for the Prevention of Pollution From Ships, 1973 as modified by the Protocol of 1978. ("Marpol" = marine pollution)
- N/A = Not available
- SGG = Segregation Group
- UN = United Nations

Indicates information that has changed from previously issued version.

Notice to reader

Section 16. Other information

It is recommended that each customer or recipient of this Safety Data Sheet (SDS) study it carefully and consult resources, as necessary or appropriate, to become aware of and understand the data contained in this SDS and any hazards associated with the product. This information is provided in good faith and believed to be accurate as of the effective date herein. However, no warranty, express or implied, is given. The information presented here applies only to the product as shipped. The addition of any material can change the composition, hazards and risks of the product. Products shall not be repackaged, modified, or tinted except as specifically instructed by the manufacturer, including but not limited to the incorporation of products not specified by the manufacturer, or the use or addition of products in proportions not specified by the manufacturer. Regulatory requirements are subject to change and may differ between various locations and jurisdictions. The customer/buyer/user is responsible to ensure that his activities comply with all country, federal, state, provincial or local laws. The conditions for use of the product are not under the control of the manufacturer; the customer/buyer/user is responsible to determine the conditions necessary for the safe use of this product. The customer/buyer/user should not use the product for any purpose other than the purpose shown in the applicable section of this SDS without first referring to the supplier and obtaining written handling instructions. Due to the proliferation of sources for information such as manufacturer-specific SDS, the manufacturer cannot be responsible for SDSs obtained from any other source.

SAFETY DATA SHEET

B30W12651

Section 1. Identification

Product name : PROMAR® 200 Zero VOC Interior Latex Flat
Extra White

Product code : B30W12651

Other means of identification : Not available.

Product type : Liquid.

Relevant identified uses of the substance or mixture and uses advised against
Paint or paint related material.

Manufacturer : THE SHERWIN-WILLIAMS COMPANY
101 W. Prospect Avenue
Cleveland, OH 44115

Emergency telephone number of the company : US / Canada: (800) 424-9300
Mexico: SETIQ 800-00-214-00 / 55-5559-1588 Available 24 hours and 365 days a year

Product Information Telephone Number : US / Canada: 1-800-474-3794
Mexico: Not Available

Transportation Emergency Telephone Number : US / Canada: (800) 424-9300
Mexico: SETIQ 800-00-214-00 / 55-5559-1588 Available 24 hours and 365 days a year

Section 2. Hazards identification

OSHA/HCS status : This material is considered hazardous by the OSHA Hazard Communication Standard (29 CFR 1910.1200).

Classification of the substance or mixture : CARCINOGENICITY - Category 2
SPECIFIC TARGET ORGAN TOXICITY (REPEATED EXPOSURE) - Category 1
Percentage of the mixture consisting of ingredient(s) of unknown acute toxicity: 3.2% (oral), 3.2% (dermal), 3.2% (inhalation)

GHS label elements

Hazard pictograms :



Signal word : Danger

Hazard statements : Suspected of causing cancer.
Causes damage to organs through prolonged or repeated exposure. (lungs)

Precautionary statements

General : Keep out of reach of children. If medical advice is needed, have product container or label at hand. ▶

Prevention : Obtain special instructions before use. Do not handle until all safety precautions have been read and understood. Wear protective gloves, protective clothing, eye protection, face protection, or hearing protection. Do not breathe vapor. Do not eat, drink or smoke when using this product. Wash thoroughly after handling. ▶

Response : IF exposed or concerned: Get medical advice or attention.

Section 2. Hazards identification

- Storage** : Store locked up.
- Disposal** : Dispose of contents and container in accordance with all local, regional, national and international regulations.
- Supplemental label elements** WARNING: This product contains chemicals known to the State of California to cause cancer and birth defects or other reproductive harm.
Please refer to the SDS for additional information. Keep out of reach of children. Do not transfer contents to other containers for storage.
- Hazards not otherwise classified** : None known.

Section 3. Composition/information on ingredients

- Substance/mixture** : Mixture
- Other means of identification** : Not available.

CAS number/other identifiers

Ingredient name	% by weight	Identifiers
Titanium Dioxide	≥10 - ≤25	13463-67-7
Kaolin	≤5	1332-58-7
Amorphous Silica	≤3	7631-86-9
Aluminum Hydroxide	≤3	21645-51-2

Any concentration shown as a range is to protect confidentiality or is due to batch variation.

There are no additional ingredients present which, within the current knowledge of the supplier and in the concentrations applicable, are classified and hence require reporting in this section.

Occupational exposure limits, if available, are listed in Section 8.

Section 4. First aid measures

Description of necessary first aid measures

- Eye contact** : Immediately flush eyes with plenty of water, occasionally lifting the upper and lower eyelids. Check for and remove any contact lenses. Continue to rinse for at least 10 minutes. Get medical attention.
- Inhalation** : Remove victim to fresh air and keep at rest in a position comfortable for breathing. If not breathing, if breathing is irregular or if respiratory arrest occurs, provide artificial respiration or oxygen by trained personnel. It may be dangerous to the person providing aid to give mouth-to-mouth resuscitation. Get medical attention. If unconscious, place in recovery position and get medical attention immediately. Maintain an open airway. Loosen tight clothing such as a collar, tie, belt or waistband.
- Skin contact** : Flush contaminated skin with plenty of water. Remove contaminated clothing and shoes. Continue to rinse for at least 10 minutes. Get medical attention. Wash clothing before reuse. Clean shoes thoroughly before reuse.
- Ingestion** : Wash out mouth with water. Remove dentures if any. If material has been swallowed and the exposed person is conscious, give small quantities of water to drink. Stop if the exposed person feels sick as vomiting may be dangerous. Do not induce vomiting unless directed to do so by medical personnel. If vomiting occurs, the head should be kept low so that vomit does not enter the lungs. Get medical attention. Never give anything by mouth to an unconscious person. If unconscious, place in recovery position and get medical attention immediately. Maintain an open airway. Loosen tight clothing such as a collar, tie, belt or waistband.

Most important symptoms/effects, acute and delayed

Potential acute health effects

Section 4. First aid measures

- Eye contact** : No known significant effects or critical hazards.
- Inhalation** : No known significant effects or critical hazards.
- Skin contact** : No known significant effects or critical hazards.
- Ingestion** : No known significant effects or critical hazards.

Over-exposure signs/symptoms

- Eye contact** : No specific data.
- Inhalation** : No specific data.
- Skin contact** : No specific data.
- Ingestion** : No specific data.

Indication of immediate medical attention and special treatment needed, if necessary

- Notes to physician** : Treat symptomatically. Contact poison treatment specialist immediately if large quantities have been ingested or inhaled.
- Specific treatments** : No specific treatment.
- Protection of first-aiders** : No action shall be taken involving any personal risk or without suitable training. It may be dangerous to the person providing aid to give mouth-to-mouth resuscitation.

See toxicological information (Section 11)

Section 5. Fire-fighting measures

Extinguishing media

- Suitable extinguishing media** : Use an extinguishing agent suitable for the surrounding fire.
- Unsuitable extinguishing media** : None known.

Specific hazards arising from the chemical : In a fire or if heated, a pressure increase will occur and the container may burst.

- Hazardous thermal decomposition products** : Decomposition products may include the following materials:
 - carbon dioxide
 - carbon monoxide
 - metal oxide/oxides

Special protective actions for fire-fighters : Promptly isolate the scene by removing all persons from the vicinity of the incident if there is a fire. No action shall be taken involving any personal risk or without suitable training.

Special protective equipment for fire-fighters : Fire-fighters should wear appropriate protective equipment and self-contained breathing apparatus (SCBA) with a full face-piece operated in positive pressure mode.

Section 6. Accidental release measures

Personal precautions, protective equipment and emergency procedures

For non-emergency personnel : No action shall be taken involving any personal risk or without suitable training. Evacuate surrounding areas. Keep unnecessary and unprotected personnel from entering. Do not touch or walk through spilled material. Avoid breathing vapor or mist. Provide adequate ventilation. Wear appropriate respirator when ventilation is inadequate. Put on appropriate personal protective equipment.

For emergency responders : If specialized clothing is required to deal with the spillage, take note of any information in Section 8 on suitable and unsuitable materials. See also the information in "For non-emergency personnel".

Section 6. Accidental release measures

Environmental precautions : Avoid dispersal of spilled material and runoff and contact with soil, waterways, drains and sewers. Inform the relevant authorities if the product has caused environmental pollution (sewers, waterways, soil or air).

Methods and materials for containment and cleaning up

Small spill : Stop leak if without risk. Move containers from spill area. Absorb with an inert material and place in an appropriate waste disposal container. Dispose of via a licensed waste disposal contractor.

Large spill : Stop leak if without risk. Move containers from spill area. Approach release from upwind. Prevent entry into sewers, water courses, basements or confined areas. Wash spillages into an effluent treatment plant or proceed as follows. Dispose of via a licensed waste disposal contractor. Contaminated absorbent material may pose the same hazard as the spilled product. Contain and collect spillage with non-combustible, absorbent material e.g. sand, earth, vermiculite or diatomaceous earth and place in container for disposal according to local regulations.

Section 7. Handling and storage

Precautions for safe handling

Protective measures : Put on appropriate personal protective equipment (see Section 8). Avoid exposure - obtain special instructions before use. Do not handle until all safety precautions have been read and understood. Do not get in eyes or on skin or clothing. Do not breathe vapor or mist. Do not ingest. If during normal use the material presents a respiratory hazard, use only with adequate ventilation or wear appropriate respirator. Keep in the original container or an approved alternative made from a compatible material, kept tightly closed when not in use. Empty containers retain product residue and can be hazardous. Do not reuse container.

Advice on general occupational hygiene : Eating, drinking and smoking should be prohibited in areas where this material is handled, stored and processed. Workers should wash hands and face before eating, drinking and smoking. Remove contaminated clothing and protective equipment before entering eating areas. See also Section 8 for additional information on hygiene measures.

Conditions for safe storage, including any incompatibilities : Store in accordance with local regulations. Store in original container protected from direct sunlight in a dry, cool and well-ventilated area, away from incompatible materials (see Section 10) and food and drink. Store locked up. Keep container tightly closed and sealed until ready for use. Containers that have been opened must be carefully resealed and kept upright to prevent leakage. Do not store in unlabeled containers. Use appropriate containment to avoid environmental contamination. See Section 10 for incompatible materials before handling or use.

Section 8. Exposure controls/personal protection

Control parameters

Occupational exposure limits (OSHA United States)

Ingredient name	CAS #	Exposure limits
Titanium Dioxide	13463-67-7	ACGIH TLV (United States, 1/2024) A3. TWA 8 hours: 2.5 mg/m ³ . Form: respirable fraction, finescale particles. NIOSH REL (United States, 10/2020) NIA. OSHA PEL (United States, 5/2018)
Kaolin	1332-58-7	TWA 8 hours: 15 mg/m ³ . Form: Total dust. ACGIH TLV (United States, 1/2024) A4. TWA 8 hours: 2 mg/m ³ . Form: Respirable fraction. NIOSH REL (United States, 10/2020)

Section 8. Exposure controls/personal protection

Amorphous Silica	7631-86-9	TWA 10 hours: 10 mg/m ³ . Form: Total. TWA 10 hours: 5 mg/m ³ . Form: Respirable fraction. OSHA PEL (United States, 5/2018) TWA 8 hours: 15 mg/m ³ . Form: Total dust. TWA 8 hours: 5 mg/m ³ . Form: Respirable fraction. NIOSH REL (United States, 10/2020) [SILICA, AMORPHOUS] NIA. TWA 10 hours: 6 mg/m ³ . ACGIH TLV (United States, 1/2024) [Aluminum, metal and insoluble compounds] A4. TWA 8 hours: 1 mg/m ³ . Form: Respirable fraction.
Aluminum Hydroxide	21645-51-2	

Occupational exposure limits (Canada)

Ingredient name	CAS #	Exposure limits
Kaolin	1332-58-7	CA Saskatchewan Provincial (Canada, 4/2021) STEL 15 minutes: 4 mg/m ³ . Form: respirable fraction. TWA 8 hours: 2 mg/m ³ . Form: respirable fraction. CA British Columbia Provincial (Canada, 4/2024) TWA 8 hours: 2 mg/m ³ . Form: Respirable. Notes: the value is for particulate matter containing no asbestos and less than 1% crystalline silica. CA Ontario Provincial (Canada, 6/2019) TWA 8 hours: 2 mg/m ³ . Form: Respirable particulate matter.. CA Quebec Provincial (Canada, 2/2024) TWAEV 8 hours: 2 mg/m ³ . Form: respirable aerosol fraction. CA Alberta Provincial (Canada, 3/2023) OEL 8 hours: 2 mg/m ³ . Form: Respirable.

Occupational exposure limits (Mexico)

None.

Biological exposure indices (United States)

No exposure indices known.

Biological exposure indices (Canada)

No exposure indices known.

Biological exposure indices (Mexico)

No exposure indices known.

Appropriate engineering controls : If user operations generate dust, fumes, gas, vapor or mist, use process enclosures, local exhaust ventilation or other engineering controls to keep worker exposure to airborne contaminants below any recommended or statutory limits.

Section 8. Exposure controls/personal protection

Environmental exposure controls : Emissions from ventilation or work process equipment should be checked to ensure they comply with the requirements of environmental protection legislation. In some cases, fume scrubbers, filters or engineering modifications to the process equipment will be necessary to reduce emissions to acceptable levels.

Individual protection measures

Hygiene measures : Wash hands, forearms and face thoroughly after handling chemical products, before eating, smoking and using the lavatory and at the end of the working period. Appropriate techniques should be used to remove potentially contaminated clothing. Wash contaminated clothing before reusing. Ensure that eyewash stations and safety showers are close to the workstation location.

Eye/face protection : Safety eyewear complying with an approved standard should be used when a risk assessment indicates this is necessary to avoid exposure to liquid splashes, mists, gases or dusts. If contact is possible, the following protection should be worn, unless the assessment indicates a higher degree of protection: safety glasses with side-shields.

Skin protection

Hand protection : Chemical-resistant, impervious gloves complying with an approved standard should be worn at all times when handling chemical products if a risk assessment indicates this is necessary. Considering the parameters specified by the glove manufacturer, check during use that the gloves are still retaining their protective properties. It should be noted that the time to breakthrough for any glove material may be different for different glove manufacturers. In the case of mixtures, consisting of several substances, the protection time of the gloves cannot be accurately estimated.

Body protection : Personal protective equipment for the body should be selected based on the task being performed and the risks involved and should be approved by a specialist before handling this product.

Other skin protection : Appropriate footwear and any additional skin protection measures should be selected based on the task being performed and the risks involved and should be approved by a specialist before handling this product.

Respiratory protection : Based on the hazard and potential for exposure, select a respirator that meets the appropriate standard or certification. Respirators must be used according to a respiratory protection program to ensure proper fitting, training, and other important aspects of use.

Section 9. Physical and chemical properties

The conditions of measurement of all properties are at standard temperature and pressure unless otherwise indicated.

Appearance

Physical state : Liquid.

Color : White.

Odor : Not available.

Odor threshold : Not available.

pH : 9.6

Melting point/freezing point : Not available.

Boiling point or initial boiling point and boiling range : 100°C (212°F)

Flash point : Closed cup: Not applicable.

Evaporation rate : 0.09 (butyl acetate = 1)

Flammability : Not available.

Lower and upper explosion limit/flammability limit : Not available.

Section 9. Physical and chemical properties

Vapor pressure	: 2.3 kPa (17.5 mm Hg)
Relative vapor density	: 1 [Air = 1]
Relative density	: 1.37
Density	: 1.37 g/cm ³
Solubility(ies)	:

Media	Result
cold water	Partially soluble

Partition coefficient: n-octanol/water	: Not applicable.
Auto-ignition temperature	: Not available.
Decomposition temperature	: Not available.
Viscosity	: Dynamic (room temperature): Not available. Kinematic (room temperature): Not available. Kinematic (40°C (104°F)): >20.5 mm ² /s (>20.5 cSt)
Molecular weight	: Not applicable.
<u>Particle characteristics</u>	
Median particle size	: Not applicable.
Heat of combustion	: 0.85 kJ/g

Section 10. Stability and reactivity

Reactivity	: No specific test data related to reactivity available for this product or its ingredients.
Chemical stability	: The product is stable.
Possibility of hazardous reactions	: Under normal conditions of storage and use, hazardous reactions will not occur.
Conditions to avoid	: No specific data.
Incompatible materials	: No specific data.
Hazardous decomposition products	: Under normal conditions of storage and use, hazardous decomposition products should not be produced.

Section 11. Toxicological information

Information on toxicological effects

Acute toxicity

Not available.

Conclusion/Summary [Product] : Not available.

Skin corrosion/irritation

Product/ingredient name

Titanium Dioxide

Result

Human - Skin - Mild irritant

Duration of treatment/exposure: 72 hours

Amount/concentration applied: 300 ug l

Section 11. Toxicological information

Conclusion/Summary [Product] : Not available.

Serious eye damage/eye irritation

Product/ingredient name

Amorphous Silica

Result

Rabbit - Eyes - Mild irritant

Duration of treatment/exposure: 24 hours

Amount/concentration applied: 25 mg

Conclusion/Summary [Product] : Not available.

Respiratory corrosion/irritation

Not available.

Conclusion/Summary [Product] : Not available.

Respiratory or skin sensitization

Not available.

Skin

Conclusion/Summary [Product] : Not available.

Respiratory

Conclusion/Summary [Product] : Not available.

Germ cell mutagenicity

Not available.

Conclusion/Summary [Product] : Not available.

Carcinogenicity

Not available.

Conclusion/Summary [Product] : Not available.

Classification

Product/ingredient name	OSHA	IARC	NTP
Titanium Dioxide	-	2B	-
Amorphous Silica	-	3	-

Reproductive toxicity

Not available.

Conclusion/Summary [Product] : Not available.

Specific target organ toxicity (single exposure)

Section 11. Toxicological information

Not available.

Specific target organ toxicity (repeated exposure)

Product/ingredient name

Kaolin

Result

SPECIFIC TARGET ORGAN TOXICITY (REPEATED EXPOSURE) (lungs) (inhalation) - Category 1

Aspiration hazard

Not available.

Information on the likely routes of exposure

Not available.

Potential acute health effects

- Eye contact** : No known significant effects or critical hazards.
- Inhalation** : No known significant effects or critical hazards.
- Skin contact** : No known significant effects or critical hazards.
- Ingestion** : No known significant effects or critical hazards.

Symptoms related to the physical, chemical and toxicological characteristics

- Eye contact** : No specific data.
- Inhalation** : No specific data.
- Skin contact** : No specific data.
- Ingestion** : No specific data.

Delayed and immediate effects and also chronic effects from short and long term exposure

Short term exposure

- Potential immediate effects** : Not available.
- Potential delayed effects** : Not available.

Long term exposure

- Potential immediate effects** : Not available.
- Potential delayed effects** : Not available.

Potential chronic health effects

Not available.

Conclusion/Summary [Product] : Not available.

- General** : Causes damage to organs through prolonged or repeated exposure.
- Carcinogenicity** : Suspected of causing cancer. Risk of cancer depends on duration and level of exposure.
- Mutagenicity** : No known significant effects or critical hazards.
- Reproductive toxicity** : No known significant effects or critical hazards.

Numerical measures of toxicity

Section 11. Toxicological information

Acute toxicity estimates

N/A

Section 12. Ecological information

Toxicity

Product/ingredient name

Result

Titanium Dioxide

Acute - LC50 - Marine water

Fish - Mummichog - *Fundulus heteroclitus*

>1000 mg/l [96 hours]

Effect: Mortality

Amorphous Silica

Acute - EC50 - Fresh water

ISO

Daphnia - Water flea - *Daphnia magna* - Neonate

Age: 2 to 26 hours

2.2 g/l [48 hours]

Effect: Intoxication

Chronic - NOEC - Fresh water

ISO

Daphnia - Water flea - *Daphnia magna* - Neonate

Age: 2 to 26 hours

12.5 mg/l [21 days]

Effect: Reproduction

Conclusion/Summary [Product] : Not available.

Persistence and degradability

Not available.

Conclusion/Summary [Product] : Not available.

Bioaccumulative potential

Not available.

Mobility in soil

Soil/Water partition coefficient : Not available.

Other adverse effects

No known significant effects or critical hazards.

Section 13. Disposal considerations

Disposal methods

: The generation of waste should be avoided or minimized wherever possible. Disposal of this product, solutions and any by-products should at all times comply with the requirements of environmental protection and waste disposal legislation and any regional local authority requirements. Dispose of surplus and non-recyclable products via a licensed waste disposal contractor. Waste should not be disposed of untreated to the sewer unless fully compliant with the requirements of all authorities with jurisdiction. Waste packaging should be recycled. Incineration or landfill should only be considered when recycling is not feasible. This material and its container must be disposed of in a

Section 13. Disposal considerations

safe way. Care should be taken when handling emptied containers that have not been cleaned or rinsed out. Empty containers or liners may retain some product residues. Avoid dispersal of spilled material and runoff and contact with soil, waterways, drains and sewers.

Section 14. Transport information

	DOT Classification	TDG Classification	Mexico Classification	IATA	IMDG
UN number	Not regulated.	Not regulated.	Not regulated.	Not regulated.	Not regulated.
UN proper shipping name	-	-	-	-	-
Transport hazard class(es)	-	-	-	-	-
Packing group	-	-	-	-	-
Environmental hazards	No.	No.	No.	No.	No.
Additional information	-	-	-	-	-

Special precautions for user : Multi-modal shipping descriptions are provided for informational purposes and do not consider container sizes. The presence of a shipping description for a particular mode of transport (sea, air, etc.), does not indicate that the product is packaged suitably for that mode of transport. All packaging must be reviewed for suitability prior to shipment, and compliance with the applicable regulations is the sole responsibility of the person offering the product for transport. People loading and unloading dangerous goods must be trained on all of the risks deriving from the substances and on all actions in case of emergency situations.

Transport in bulk according to IMO instruments : Not available.

Proper shipping name : Not available.

Section 15. Regulatory information

U.S. Federal regulations : **TSCA 5(a)2 proposed significant new use rules:** 2-Methyl-4-isothiazolin-3-one; 5-Chloro-2-methylisothiazolinone; reaction mass of: 5-chloro-2-methyl-4-isothiazolin-3-one [EC no. 247-500-7] and 2-methyl-2H-isothiazol-3-one [EC no. 220-239-6] (3:1)

California Prop. 65

WARNING: This product contains chemicals known to the State of California to cause cancer and birth defects or other reproductive harm.

International regulations

Montreal Protocol

Not listed.

Section 15. Regulatory information

Stockholm Convention on Persistent Organic Pollutants

Not listed.

International lists

: **Australia inventory (AIIC)**: Not determined.
China inventory (IECSC): Not determined.
Japan inventory (CSCL): Not determined.
Japan inventory (ISHL): Not determined.
Korea inventory (KECI): Not determined.
New Zealand Inventory of Chemicals (NZIoC): Not determined.
Philippines inventory (PICCS): Not determined.
Taiwan Chemical Substances Inventory (TCSI): Not determined.
Thailand inventory: Not determined.
Turkey inventory: Not determined.
Vietnam inventory: Not determined.

Section 16. Other information

Hazardous Material Information System (U.S.A.)

Health	*	3
Flammability		0
Physical hazards		0

The customer is responsible for determining the PPE code for this material. For more information on HMIS® Personal Protective Equipment (PPE) codes, consult the HMIS® Implementation Manual.

Caution: HMIS® ratings are based on a 0-4 rating scale, with 0 representing minimal hazards or risks, and 4 representing significant hazards or risks. Although HMIS® ratings and the associated label are not required on SDSs or products leaving a facility under 29 CFR 1910.1200, the preparer may choose to provide them. HMIS® ratings are to be used with a fully implemented HMIS® program. HMIS® is a registered trademark and service mark of the American Coatings Association, Inc.

Procedure used to derive the classification

Classification	Justification
CARCINOGENICITY - Category 2	Calculation method
SPECIFIC TARGET ORGAN TOXICITY (REPEATED EXPOSURE) - Category 1	Calculation method

History

Date of printing : 3/22/2025

Date of issue/Date of revision : 3/22/2025

Date of previous issue : 1/29/2025

Version : 26

Key to abbreviations : ATE = Acute Toxicity Estimate
BCF = Bioconcentration Factor
GHS = Globally Harmonized System of Classification and Labelling of Chemicals
IATA = International Air Transport Association
IBC = Intermediate Bulk Container
IMDG = International Maritime Dangerous Goods
LogPow = logarithm of the octanol/water partition coefficient
MARPOL = International Convention for the Prevention of Pollution From Ships, 1973 as modified by the Protocol of 1978. ("Marpol" = marine pollution)
N/A = Not available
SGG = Segregation Group
UN = United Nations

Section 16. Other information

✔ Indicates information that has changed from previously issued version.

[Notice to reader](#)

It is recommended that each customer or recipient of this Safety Data Sheet (SDS) study it carefully and consult resources, as necessary or appropriate, to become aware of and understand the data contained in this SDS and any hazards associated with the product. This information is provided in good faith and believed to be accurate as of the effective date herein. However, no warranty, express or implied, is given. The information presented here applies only to the product as shipped. The addition of any material can change the composition, hazards and risks of the product. Products shall not be repackaged, modified, or tinted except as specifically instructed by the manufacturer, including but not limited to the incorporation of products not specified by the manufacturer, or the use or addition of products in proportions not specified by the manufacturer. Regulatory requirements are subject to change and may differ between various locations and jurisdictions. The customer/buyer/user is responsible to ensure that his activities comply with all country, federal, state, provincial or local laws. The conditions for use of the product are not under the control of the manufacturer; the customer/buyer/user is responsible to determine the conditions necessary for the safe use of this product. The customer/buyer/user should not use the product for any purpose other than the purpose shown in the applicable section of this SDS without first referring to the supplier and obtaining written handling instructions. Due to the proliferation of sources for information such as manufacturer-specific SDS, the manufacturer cannot be responsible for SDSs obtained from any other source.

SAFETY DATA SHEET

B20W2951

Section 1. Identification

Product name : PROMAR® 200 HP Zero VOC Interior Acrylic Eg-Shel
Extra White

Product code : B20W2951

Other means of identification : Not available.

Product type : Liquid.

Relevant identified uses of the substance or mixture and uses advised against

Paint or paint related material.

Manufacturer : THE SHERWIN-WILLIAMS COMPANY
101 W. Prospect Avenue
Cleveland, OH 44115

Emergency telephone number of the company : US / Canada: (800) 424-9300
Mexico: SETIQ 800-00-214-00 / 55-5559-1588 Available 24 hours and 365 days a year

Product Information Telephone Number : US / Canada: 1-800-474-3794
Mexico: Not Available

Transportation Emergency Telephone Number : US / Canada: (800) 424-9300
Mexico: SETIQ 800-00-214-00 / 55-5559-1588 Available 24 hours and 365 days a year

Section 2. Hazards identification

OSHA/HCS status : This material is considered hazardous by the OSHA Hazard Communication Standard (29 CFR 1910.1200).

Classification of the substance or mixture : CARCINOGENICITY - Category 2

GHS label elements


Hazard pictograms :




Signal word : Warning

Hazard statements : Suspected of causing cancer.

Precautionary statements

General : Keep out of reach of children. If medical advice is needed, have product container or label at hand. 

Prevention : Obtain special instructions before use. Do not handle until all safety precautions have been read and understood. Wear protective gloves, protective clothing, eye protection, face protection, or hearing protection. 

Response : IF exposed or concerned: Get medical advice or attention.

Storage : Store locked up.

Disposal : Dispose of contents and container in accordance with all local, regional, national and international regulations.

Section 2. Hazards identification

Supplemental label elements

WARNING: This product contains chemicals known to the State of California to cause cancer and birth defects or other reproductive harm.

Please refer to the SDS for additional information. Keep out of reach of children. Do not transfer contents to other containers for storage.

Hazards not otherwise classified

: None known.

Section 3. Composition/information on ingredients

Substance/mixture

: Mixture

Other means of identification

: Not available.

CAS number/other identifiers

Ingredient name	% by weight	Identifiers
Titanium Dioxide	≥10 - ≤25	13463-67-7
Heavy Paraffinic Oil	≤0.3	64742-65-0

Any concentration shown as a range is to protect confidentiality or is due to batch variation.

There are no additional ingredients present which, within the current knowledge of the supplier and in the concentrations applicable, are classified and hence require reporting in this section.

Occupational exposure limits, if available, are listed in Section 8.

Section 4. First aid measures

Description of necessary first aid measures

Eye contact

: Immediately flush eyes with plenty of water, occasionally lifting the upper and lower eyelids. Check for and remove any contact lenses. Continue to rinse for at least 10 minutes. Get medical attention.

Inhalation

: Remove victim to fresh air and keep at rest in a position comfortable for breathing. If not breathing, if breathing is irregular or if respiratory arrest occurs, provide artificial respiration or oxygen by trained personnel. It may be dangerous to the person providing aid to give mouth-to-mouth resuscitation. Get medical attention. If unconscious, place in recovery position and get medical attention immediately. Maintain an open airway. Loosen tight clothing such as a collar, tie, belt or waistband.

Skin contact

: Flush contaminated skin with plenty of water. Remove contaminated clothing and shoes. Continue to rinse for at least 10 minutes. Get medical attention. Wash clothing before reuse. Clean shoes thoroughly before reuse.

Ingestion

: Wash out mouth with water. Remove dentures if any. If material has been swallowed and the exposed person is conscious, give small quantities of water to drink. Stop if the exposed person feels sick as vomiting may be dangerous. Do not induce vomiting unless directed to do so by medical personnel. If vomiting occurs, the head should be kept low so that vomit does not enter the lungs. Get medical attention. Never give anything by mouth to an unconscious person. If unconscious, place in recovery position and get medical attention immediately. Maintain an open airway. Loosen tight clothing such as a collar, tie, belt or waistband.

Most important symptoms/effects, acute and delayed

Potential acute health effects

Eye contact

: No known significant effects or critical hazards.

Inhalation

: No known significant effects or critical hazards.

Skin contact

: No known significant effects or critical hazards.

Ingestion

: No known significant effects or critical hazards.

Section 4. First aid measures

Over-exposure signs/symptoms

- Eye contact** : No specific data.
- Inhalation** : No specific data.
- Skin contact** : No specific data.
- Ingestion** : No specific data.

Indication of immediate medical attention and special treatment needed, if necessary

- Notes to physician** : Treat symptomatically. Contact poison treatment specialist immediately if large quantities have been ingested or inhaled.
- Specific treatments** : No specific treatment.
- Protection of first-aiders** : No action shall be taken involving any personal risk or without suitable training. It may be dangerous to the person providing aid to give mouth-to-mouth resuscitation.

See toxicological information (Section 11)

Section 5. Fire-fighting measures

Extinguishing media

- Suitable extinguishing media** : Use an extinguishing agent suitable for the surrounding fire.
- Unsuitable extinguishing media** : None known.

Specific hazards arising from the chemical : In a fire or if heated, a pressure increase will occur and the container may burst.

- Hazardous thermal decomposition products** : Decomposition products may include the following materials:
 - carbon dioxide
 - carbon monoxide
 - metal oxide/oxides

Special protective actions for fire-fighters : Promptly isolate the scene by removing all persons from the vicinity of the incident if there is a fire. No action shall be taken involving any personal risk or without suitable training.

Special protective equipment for fire-fighters : Fire-fighters should wear appropriate protective equipment and self-contained breathing apparatus (SCBA) with a full face-piece operated in positive pressure mode.

Section 6. Accidental release measures

Personal precautions, protective equipment and emergency procedures

- For non-emergency personnel** : No action shall be taken involving any personal risk or without suitable training. Evacuate surrounding areas. Keep unnecessary and unprotected personnel from entering. Do not touch or walk through spilled material. Avoid breathing vapor or mist. Provide adequate ventilation. Wear appropriate respirator when ventilation is inadequate. Put on appropriate personal protective equipment.

For emergency responders : If specialized clothing is required to deal with the spillage, take note of any information in Section 8 on suitable and unsuitable materials. See also the information in "For non-emergency personnel".

Environmental precautions : Avoid dispersal of spilled material and runoff and contact with soil, waterways, drains and sewers. Inform the relevant authorities if the product has caused environmental pollution (sewers, waterways, soil or air).

Section 6. Accidental release measures

Methods and materials for containment and cleaning up

- Small spill** : Stop leak if without risk. Move containers from spill area. Absorb with an inert material and place in an appropriate waste disposal container. Dispose of via a licensed waste disposal contractor.
- Large spill** : Stop leak if without risk. Move containers from spill area. Approach release from upwind. Prevent entry into sewers, water courses, basements or confined areas. Wash spillages into an effluent treatment plant or proceed as follows. Dispose of via a licensed waste disposal contractor. Contaminated absorbent material may pose the same hazard as the spilled product. Contain and collect spillage with non-combustible, absorbent material e.g. sand, earth, vermiculite or diatomaceous earth and place in container for disposal according to local regulations.

Section 7. Handling and storage

Precautions for safe handling

- Protective measures** : Put on appropriate personal protective equipment (see Section 8). Avoid exposure - obtain special instructions before use. Do not handle until all safety precautions have been read and understood. Do not get in eyes or on skin or clothing. Do not ingest. Avoid breathing vapor or mist. If during normal use the material presents a respiratory hazard, use only with adequate ventilation or wear appropriate respirator. Keep in the original container or an approved alternative made from a compatible material, kept tightly closed when not in use. Empty containers retain product residue and can be hazardous. Do not reuse container.
- Advice on general occupational hygiene** : Eating, drinking and smoking should be prohibited in areas where this material is handled, stored and processed. Workers should wash hands and face before eating, drinking and smoking. Remove contaminated clothing and protective equipment before entering eating areas. See also Section 8 for additional information on hygiene measures.
- Conditions for safe storage, including any incompatibilities** : Store in accordance with local regulations. Store in original container protected from direct sunlight in a dry, cool and well-ventilated area, away from incompatible materials (see Section 10) and food and drink. Store locked up. Keep container tightly closed and sealed until ready for use. Containers that have been opened must be carefully resealed and kept upright to prevent leakage. Do not store in unlabeled containers. Use appropriate containment to avoid environmental contamination. See Section 10 for incompatible materials before handling or use.

Section 8. Exposure controls/personal protection

Control parameters

Occupational exposure limits (OSHA United States)

Ingredient name	CAS #	Exposure limits
Titanium Dioxide	13463-67-7	ACGIH TLV (United States, 1/2024) A3. TWA 8 hours: 2.5 mg/m ³ . Form: respirable fraction, finescale particles. NIOSH REL (United States, 10/2020) NIA. OSHA PEL (United States, 5/2018) TWA 8 hours: 15 mg/m ³ . Form: Total dust.
Heavy Paraffinic Oil	64742-65-0	ACGIH TLV (United States, 1/2024) [Mineral Oil, pure, highly and severely refined] A4. TWA 8 hours: 5 mg/m ³ . Form: Inhalable fraction. NIOSH REL (United States, 10/2020) [OIL MIST MINERAL] TWA 10 hours: 5 mg/m ³ . Form: Mist.

Section 8. Exposure controls/personal protection

		STEL 15 minutes: 10 mg/m ³ . Form: Mist. OSHA PEL (United States, 5/2018) [Oil mist, mineral] TWA 8 hours: 5 mg/m ³ .
--	--	--

Occupational exposure limits (Canada)

None.

Occupational exposure limits (Mexico)

None.

Biological exposure indices (United States)

No exposure indices known.

Biological exposure indices (Canada)

No exposure indices known.

Biological exposure indices (Mexico)

No exposure indices known.

Appropriate engineering controls : If user operations generate dust, fumes, gas, vapor or mist, use process enclosures, local exhaust ventilation or other engineering controls to keep worker exposure to airborne contaminants below any recommended or statutory limits.

Environmental exposure controls : Emissions from ventilation or work process equipment should be checked to ensure they comply with the requirements of environmental protection legislation. In some cases, fume scrubbers, filters or engineering modifications to the process equipment will be necessary to reduce emissions to acceptable levels.

Individual protection measures

Hygiene measures : Wash hands, forearms and face thoroughly after handling chemical products, before eating, smoking and using the lavatory and at the end of the working period. Appropriate techniques should be used to remove potentially contaminated clothing. Wash contaminated clothing before reusing. Ensure that eyewash stations and safety showers are close to the workstation location.

Eye/face protection : Safety eyewear complying with an approved standard should be used when a risk assessment indicates this is necessary to avoid exposure to liquid splashes, mists, gases or dusts. If contact is possible, the following protection should be worn, unless the assessment indicates a higher degree of protection: safety glasses with side-shields.

Skin protection

Hand protection : Chemical-resistant, impervious gloves complying with an approved standard should be worn at all times when handling chemical products if a risk assessment indicates this is necessary. Considering the parameters specified by the glove manufacturer, check during use that the gloves are still retaining their protective properties. It should be noted that the time to breakthrough for any glove material may be different for different glove manufacturers. In the case of mixtures, consisting of several substances, the protection time of the gloves cannot be accurately estimated.

Body protection : Personal protective equipment for the body should be selected based on the task being performed and the risks involved and should be approved by a specialist before handling this product.

Other skin protection : Appropriate footwear and any additional skin protection measures should be selected based on the task being performed and the risks involved and should be approved by a specialist before handling this product.

Section 8. Exposure controls/personal protection

Respiratory protection : Based on the hazard and potential for exposure, select a respirator that meets the appropriate standard or certification. Respirators must be used according to a respiratory protection program to ensure proper fitting, training, and other important aspects of use.

Section 9. Physical and chemical properties

The conditions of measurement of all properties are at standard temperature and pressure unless otherwise indicated.

Appearance

Physical state : Liquid.
Color : White.
Odor : Not available.
Odor threshold : Not available.
pH : 8.9
Melting point/freezing point : Not available.
Boiling point or initial boiling point and boiling range : 100°C (212°F)
Flash point : Closed cup: Not applicable.
Evaporation rate : 0.09 (butyl acetate = 1)
Flammability : Not available.
Lower and upper explosion limit/flammability limit : Not available.
Vapor pressure : 2.3 kPa (17.5 mm Hg)
Relative vapor density : 1 [Air = 1]
Relative density : 1.29
Density : 1.28 g/cm³
Solubility(ies) :

Media	Result
cold water	Not soluble

Partition coefficient: n-octanol/water : Not applicable.
Auto-ignition temperature : Not available.
Decomposition temperature : Not available.
Viscosity : Dynamic (room temperature): Not available.
Kinematic (room temperature): Not available.
Kinematic (40°C (104°F)): >20.5 mm²/s (>20.5 cSt)
Molecular weight : Not applicable.
Particle characteristics
Median particle size : Not applicable.
Heat of combustion : 0.361 kJ/g

Section 10. Stability and reactivity

Reactivity	: No specific test data related to reactivity available for this product or its ingredients.
Chemical stability	: The product is stable.
Possibility of hazardous reactions	: Under normal conditions of storage and use, hazardous reactions will not occur.
Conditions to avoid	: No specific data.
Incompatible materials	: No specific data.
Hazardous decomposition products	: Under normal conditions of storage and use, hazardous decomposition products should not be produced.

Section 11. Toxicological information

Information on toxicological effects

Acute toxicity

Product/ingredient name

Heavy Paraffinic Oil

Result

Rabbit - Dermal - LD50

>5000 mg/kg

Rat - Oral - LD50

>5000 mg/kg

Conclusion/Summary [Product] : Not available.

Skin corrosion/irritation

Product/ingredient name

Titanium Dioxide

Result

Human - Skin - Mild irritant

Duration of treatment/exposure: 72 hours

Amount/concentration applied: 300 ug I

Conclusion/Summary [Product] : Not available.

Serious eye damage/eye irritation

Not available.

Conclusion/Summary [Product] : Not available.

Respiratory corrosion/irritation

Not available.

Conclusion/Summary [Product] : Not available.

Respiratory or skin sensitization

Not available.

Section 11. Toxicological information

Skin

Conclusion/Summary [Product] : Not available.

Respiratory

Conclusion/Summary [Product] : Not available.

Germ cell mutagenicity

Not available.

Conclusion/Summary [Product] : Not available.

Carcinogenicity

Not available.

Conclusion/Summary [Product] : Not available.

Classification

Product/ingredient name	OSHA	IARC	NTP
Titanium Dioxide	-	2B	-

Reproductive toxicity

Not available.

Conclusion/Summary [Product] : Not available.

Specific target organ toxicity (single exposure)

Not available.

Specific target organ toxicity (repeated exposure)

Not available.

Aspiration hazard

Product/ingredient name

Heavy Paraffinic Oil

Result

ASPIRATION HAZARD - Category 1

Information on the likely routes of exposure

Not available.

Potential acute health effects

Eye contact : No known significant effects or critical hazards.

Inhalation : No known significant effects or critical hazards.

Skin contact : No known significant effects or critical hazards.

Ingestion : No known significant effects or critical hazards.

Symptoms related to the physical, chemical and toxicological characteristics

Section 11. Toxicological information

Eye contact : No specific data.

Inhalation : No specific data.

Skin contact : No specific data.

Ingestion : No specific data.

Delayed and immediate effects and also chronic effects from short and long term exposure

Short term exposure

Potential immediate effects : Not available.

Potential delayed effects : Not available.

Long term exposure

Potential immediate effects : Not available.

Potential delayed effects : Not available.

Potential chronic health effects

Not available.

Conclusion/Summary [Product] : Not available.

General : No known significant effects or critical hazards.

Carcinogenicity : Suspected of causing cancer. Risk of cancer depends on duration and level of exposure.

Mutagenicity : No known significant effects or critical hazards.

Reproductive toxicity : No known significant effects or critical hazards.

Numerical measures of toxicity

Acute toxicity estimates

N/A

Section 12. Ecological information

Toxicity

Product/ingredient name

Titanium Dioxide

Result

Acute - LC50 - Marine water

Fish - Mummichog - *Fundulus heteroclitus*

>1000 mg/l [96 hours]

Effect: Mortality

Conclusion/Summary [Product] : Not available.

Persistence and degradability

Not available.

Conclusion/Summary [Product] : Not available.

Bioaccumulative potential

Section 12. Ecological information

Not available.

Mobility in soil

Soil/Water partition coefficient : Not available.

Other adverse effects

No known significant effects or critical hazards.

Section 13. Disposal considerations

Disposal methods : The generation of waste should be avoided or minimized wherever possible. Disposal of this product, solutions and any by-products should at all times comply with the requirements of environmental protection and waste disposal legislation and any regional local authority requirements. Dispose of surplus and non-recyclable products via a licensed waste disposal contractor. Waste should not be disposed of untreated to the sewer unless fully compliant with the requirements of all authorities with jurisdiction. Waste packaging should be recycled. Incineration or landfill should only be considered when recycling is not feasible. This material and its container must be disposed of in a safe way. Care should be taken when handling emptied containers that have not been cleaned or rinsed out. Empty containers or liners may retain some product residues. Avoid dispersal of spilled material and runoff and contact with soil, waterways, drains and sewers.

Section 14. Transport information

	DOT Classification	TDG Classification	Mexico Classification	IATA	IMDG
UN number	Not regulated.	Not regulated.	Not regulated.	Not regulated.	Not regulated.
UN proper shipping name	-	-	-	-	-
Transport hazard class(es)	-	-	-	-	-
Packing group	-	-	-	-	-
Environmental hazards	No.	No.	No.	No.	No.
Additional information	-	-	-	-	-

Section 14. Transport information

Special precautions for user : Multi-modal shipping descriptions are provided for informational purposes and do not consider container sizes. The presence of a shipping description for a particular mode of transport (sea, air, etc.), does not indicate that the product is packaged suitably for that mode of transport. All packaging must be reviewed for suitability prior to shipment, and compliance with the applicable regulations is the sole responsibility of the person offering the product for transport. People loading and unloading dangerous goods must be trained on all of the risks deriving from the substances and on all actions in case of emergency situations.

Transport in bulk according to IMO instruments : Not available.

Proper shipping name : Not available.

Section 15. Regulatory information

U.S. Federal regulations : **TSCA 5(a)2 proposed significant new use rules:** 2-Methyl-4-isothiazolin-3-one; reaction mass of: 5-chloro-2-methyl-4-isothiazolin-3-one [EC no. 247-500-7] and 2-methyl-2H-isothiazol-3-one [EC no. 220-239-6] (3:1)

California Prop. 65

WARNING: This product contains chemicals known to the State of California to cause cancer and birth defects or other reproductive harm.

International regulations

Montreal Protocol

Not listed.

Stockholm Convention on Persistent Organic Pollutants

Not listed.

International lists

: **Australia inventory (AIC):** Not determined.
China inventory (IECSC): Not determined.
Japan inventory (CSCL): Not determined.
Japan inventory (ISHL): Not determined.
Korea inventory (KECI): Not determined.
New Zealand Inventory of Chemicals (NZIoC): Not determined.
Philippines inventory (PICCS): Not determined.
Taiwan Chemical Substances Inventory (TCSI): Not determined.
Thailand inventory: Not determined.
Turkey inventory: Not determined.
Vietnam inventory: Not determined.

Section 16. Other information

Hazardous Material Information System (U.S.A.)

Health	*	0
Flammability		0
Physical hazards		0

The customer is responsible for determining the PPE code for this material. For more information on HMIS® Personal Protective Equipment (PPE) codes, consult the HMIS® Implementation Manual.

Section 16. Other information

Caution: HMIS® ratings are based on a 0-4 rating scale, with 0 representing minimal hazards or risks, and 4 representing significant hazards or risks. Although HMIS® ratings and the associated label are not required on SDSs or products leaving a facility under 29 CFR 1910.1200, the preparer may choose to provide them. HMIS® ratings are to be used with a fully implemented HMIS® program. HMIS® is a registered trademark and service mark of the American Coatings Association, Inc.

Procedure used to derive the classification

Classification	Justification
CARCINOGENICITY - Category 2	Calculation method

History

Date of printing : 3/22/2025

Date of issue/Date of revision : 3/22/2025

Date of previous issue : 3/13/2025

Version : 3

Key to abbreviations

: ATE = Acute Toxicity Estimate
BCF = Bioconcentration Factor
GHS = Globally Harmonized System of Classification and Labelling of Chemicals
IATA = International Air Transport Association
IBC = Intermediate Bulk Container
IMDG = International Maritime Dangerous Goods
LogPow = logarithm of the octanol/water partition coefficient
MARPOL = International Convention for the Prevention of Pollution From Ships, 1973 as modified by the Protocol of 1978. ("Marpol" = marine pollution)
N/A = Not available
SGG = Segregation Group
UN = United Nations

✔ Indicates information that has changed from previously issued version.

Notice to reader

It is recommended that each customer or recipient of this Safety Data Sheet (SDS) study it carefully and consult resources, as necessary or appropriate, to become aware of and understand the data contained in this SDS and any hazards associated with the product. This information is provided in good faith and believed to be accurate as of the effective date herein. However, no warranty, express or implied, is given. The information presented here applies only to the product as shipped. The addition of any material can change the composition, hazards and risks of the product. Products shall not be repackaged, modified, or tinted except as specifically instructed by the manufacturer, including but not limited to the incorporation of products not specified by the manufacturer, or the use or addition of products in proportions not specified by the manufacturer. Regulatory requirements are subject to change and may differ between various locations and jurisdictions. The customer/buyer/user is responsible to ensure that his activities comply with all country, federal, state, provincial or local laws. The conditions for use of the product are not under the control of the manufacturer; the customer/buyer/user is responsible to determine the conditions necessary for the safe use of this product. The customer/buyer/user should not use the product for any purpose other than the purpose shown in the applicable section of this SDS without first referring to the supplier and obtaining written handling instructions. Due to the proliferation of sources for information such as manufacturer-specific SDS, the manufacturer cannot be responsible for SDSs obtained from any other source.


SAFETY DATA SHEET

B73W361

Section 1. Identification

Product name	: PRO INDUSTRIAL™ Water Based Catalyzed Epoxy - Eg-Shel (Part A) Extra White
Product code	: B73W361
Other means of identification	: Not available.
Product type	: Liquid.
<u>Relevant identified uses of the substance or mixture and uses advised against</u>	
Paint or paint related material.	
Manufacturer	: THE SHERWIN-WILLIAMS COMPANY 101 W. Prospect Avenue Cleveland, OH 44115
Emergency telephone number of the company	: US / Canada: (800) 424-9300 Mexico: SETIQ 800-00-214-00 / 55-5559-1588 Available 24 hours and 365 days a year
Product Information Telephone Number	: US / Canada: (800) 524-5979 Mexico: Not Available
Transportation Emergency Telephone Number	: US / Canada: (800) 424-9300 Mexico: SETIQ 800-00-214-00 / 55-5559-1588 Available 24 hours and 365 days a year

Section 2. Hazards identification

OSHA/HCS status	: This material is considered hazardous by the OSHA Hazard Communication Standard (29 CFR 1910.1200).
Classification of the substance or mixture	: SERIOUS EYE DAMAGE/ EYE IRRITATION - Category 2A SKIN SENSITIZATION - Category 1 CARCINOGENICITY - Category 2 Percentage of the mixture consisting of ingredient(s) of unknown acute toxicity: 27.6% (oral), 27.6% (dermal), 27.6% (inhalation)
<u>GHS label elements</u>	
Hazard pictograms	: 
Signal word	: Warning
Hazard statements	: May cause an allergic skin reaction. Causes serious eye irritation. Suspected of causing cancer.
<u>Precautionary statements</u>	
Prevention	: Obtain special instructions before use. Do not handle until all safety precautions have been read and understood. Wear protective gloves, protective clothing, eye protection, face protection, or hearing protection. Avoid breathing vapor. Wash thoroughly after handling. Contaminated work clothing should not be allowed out of the workplace.

Section 2. Hazards identification

- Response** : IF exposed or concerned: Get medical advice or attention. IF ON SKIN: Wash with plenty of water. If skin irritation or rash occurs: Get medical advice or attention. Take off contaminated clothing and wash it before reuse. IF IN EYES: Rinse cautiously with water for several minutes. Remove contact lenses, if present and easy to do. Continue rinsing. If eye irritation persists: Get medical advice or attention.
- Storage** : Store locked up.
- Disposal** : Dispose of contents and container in accordance with all local, regional, national and international regulations.
- Supplemental label elements** WARNING: This product contains chemicals known to the State of California to cause cancer and birth defects or other reproductive harm. FOR INDUSTRIAL USE ONLY. Contains Formaldehyde - a potential cancer hazard. This product must be mixed with other components before use. Before opening the packages, READ AND FOLLOW WARNING LABELS ON ALL COMPONENTS.
- This product contains a TSCA regulated chemical. See Section 15 of the US SDS for details.
- Please refer to the SDS for additional information. Keep out of reach of children. Do not transfer contents to other containers for storage.
- Hazards not otherwise classified** : None known.

Section 3. Composition/information on ingredients

- Substance/mixture** : Mixture
- Other means of identification** : Not available.
- CAS number/other identifiers**

Ingredient name	% by weight	Identifiers
Epoxy Resin	≥25 - ≤50	69761-19-9
Titanium Dioxide	≥10 - ≤25	13463-67-7
Polypropylene glycol alkyl phenyl ether	≤1	9064-13-5

Any concentration shown as a range is to protect confidentiality or is due to batch variation.

There are no additional ingredients present which, within the current knowledge of the supplier and in the concentrations applicable, are classified and hence require reporting in this section.

Occupational exposure limits, if available, are listed in Section 8.

Section 4. First aid measures

Description of necessary first aid measures

- Eye contact** : Immediately flush eyes with plenty of water, occasionally lifting the upper and lower eyelids. Check for and remove any contact lenses. Continue to rinse for at least 10 minutes. Get medical attention.
- Inhalation** : Remove victim to fresh air and keep at rest in a position comfortable for breathing. If not breathing, if breathing is irregular or if respiratory arrest occurs, provide artificial respiration or oxygen by trained personnel. It may be dangerous to the person providing aid to give mouth-to-mouth resuscitation. Get medical attention. If unconscious, place in recovery position and get medical attention immediately. Maintain an open airway. Loosen tight clothing such as a collar, tie, belt or waistband.
- Skin contact** : Wash with plenty of soap and water. Remove contaminated clothing and shoes. Wash contaminated clothing thoroughly with water before removing it, or wear gloves. Continue to rinse for at least 10 minutes. Get medical attention. In the event of any complaints or symptoms, avoid further exposure. Wash clothing before reuse. Clean shoes thoroughly before reuse.

Section 4. First aid measures

Ingestion : Wash out mouth with water. Remove dentures if any. If material has been swallowed and the exposed person is conscious, give small quantities of water to drink. Stop if the exposed person feels sick as vomiting may be dangerous. Do not induce vomiting unless directed to do so by medical personnel. If vomiting occurs, the head should be kept low so that vomit does not enter the lungs. Get medical attention. Never give anything by mouth to an unconscious person. If unconscious, place in recovery position and get medical attention immediately. Maintain an open airway. Loosen tight clothing such as a collar, tie, belt or waistband.

Most important symptoms/effects, acute and delayed

Potential acute health effects

Eye contact : Causes serious eye irritation.
Inhalation : No known significant effects or critical hazards.
Skin contact : May cause an allergic skin reaction.
Ingestion : No known significant effects or critical hazards.

Over-exposure signs/symptoms

Eye contact : Adverse symptoms may include the following:
pain or irritation
watering
redness

Inhalation : No specific data.

Skin contact : Adverse symptoms may include the following:
irritation
redness

Ingestion : No specific data.

Indication of immediate medical attention and special treatment needed, if necessary

Notes to physician : Treat symptomatically. Contact poison treatment specialist immediately if large quantities have been ingested or inhaled.

Specific treatments : No specific treatment.

Protection of first-aiders : No action shall be taken involving any personal risk or without suitable training. It may be dangerous to the person providing aid to give mouth-to-mouth resuscitation. Wash contaminated clothing thoroughly with water before removing it, or wear gloves.

See toxicological information (Section 11)

Section 5. Fire-fighting measures

Extinguishing media

Suitable extinguishing media : Use an extinguishing agent suitable for the surrounding fire.

Unsuitable extinguishing media : None known.

Specific hazards arising from the chemical : In a fire or if heated, a pressure increase will occur and the container may burst.

Hazardous thermal decomposition products : Decomposition products may include the following materials:
carbon dioxide
carbon monoxide
metal oxide/oxides

Section 5. Fire-fighting measures

- Special protective actions for fire-fighters** : Promptly isolate the scene by removing all persons from the vicinity of the incident if there is a fire. No action shall be taken involving any personal risk or without suitable training.
- Special protective equipment for fire-fighters** : Fire-fighters should wear appropriate protective equipment and self-contained breathing apparatus (SCBA) with a full face-piece operated in positive pressure mode.

Section 6. Accidental release measures

Personal precautions, protective equipment and emergency procedures

- For non-emergency personnel** : No action shall be taken involving any personal risk or without suitable training. Evacuate surrounding areas. Keep unnecessary and unprotected personnel from entering. Do not touch or walk through spilled material. Avoid breathing vapor or mist. Provide adequate ventilation. Wear appropriate respirator when ventilation is inadequate. Put on appropriate personal protective equipment.
- For emergency responders** : If specialized clothing is required to deal with the spillage, take note of any information in Section 8 on suitable and unsuitable materials. See also the information in "For non-emergency personnel".
- Environmental precautions** : **This product contains a TSCA regulated chemical. See Section 15 of the US SDS for details.**
Avoid dispersal of spilled material and runoff and contact with soil, waterways, drains and sewers. Inform the relevant authorities if the product has caused environmental pollution (sewers, waterways, soil or air).

Methods and materials for containment and cleaning up

- Small spill** : Stop leak if without risk. Move containers from spill area. Absorb with an inert material and place in an appropriate waste disposal container. Dispose of via a licensed waste disposal contractor.
- Large spill** : Stop leak if without risk. Move containers from spill area. Approach release from upwind. Prevent entry into sewers, water courses, basements or confined areas. Wash spillages into an effluent treatment plant or proceed as follows. Dispose of via a licensed waste disposal contractor. Contaminated absorbent material may pose the same hazard as the spilled product. Contain and collect spillage with non-combustible, absorbent material e.g. sand, earth, vermiculite or diatomaceous earth and place in container for disposal according to local regulations.

Section 7. Handling and storage

Precautions for safe handling

- Protective measures** : Put on appropriate personal protective equipment (see Section 8). Persons with a history of skin sensitization problems should not be employed in any process in which this product is used. Avoid exposure - obtain special instructions before use. Do not handle until all safety precautions have been read and understood. Do not get in eyes or on skin or clothing. Do not ingest. Avoid breathing vapor or mist. If during normal use the material presents a respiratory hazard, use only with adequate ventilation or wear appropriate respirator. Keep in the original container or an approved alternative made from a compatible material, kept tightly closed when not in use. Empty containers retain product residue and can be hazardous. Do not reuse container.
- Advice on general occupational hygiene** : Eating, drinking and smoking should be prohibited in areas where this material is handled, stored and processed. Workers should wash hands and face before eating, drinking and smoking. Remove contaminated clothing and protective equipment before entering eating areas. See also Section 8 for additional information on hygiene measures.

Section 7. Handling and storage

Conditions for safe storage, including any incompatibilities : Store in accordance with local regulations. Store in original container protected from direct sunlight in a dry, cool and well-ventilated area, away from incompatible materials (see Section 10) and food and drink. Store locked up. Keep container tightly closed and sealed until ready for use. Containers that have been opened must be carefully resealed and kept upright to prevent leakage. Do not store in unlabeled containers. Use appropriate containment to avoid environmental contamination. See Section 10 for incompatible materials before handling or use.

Section 8. Exposure controls/personal protection

Control parameters

Occupational exposure limits (OSHA United States)

Ingredient name	CAS #	Exposure limits
Epoxy Resin Titanium Dioxide	69761-19-9 13463-67-7	None. ACGIH TLV (United States, 1/2024) A3. TWA 8 hours: 2.5 mg/m ³ . Form: respirable fraction, finescale particles. NIOSH REL (United States, 10/2020) NIA. OSHA PEL (United States, 5/2018) TWA 8 hours: 15 mg/m ³ . Form: Total dust.
Polypropylene glycol alkyl phenyl ether	9064-13-5	None.

Occupational exposure limits (Canada)

None.

Occupational exposure limits (Mexico)

None.

Biological exposure indices (United States)

No exposure indices known.

Biological exposure indices (Canada)

No exposure indices known.

Biological exposure indices (Mexico)

No exposure indices known.

Appropriate engineering controls : If user operations generate dust, fumes, gas, vapor or mist, use process enclosures, local exhaust ventilation or other engineering controls to keep worker exposure to airborne contaminants below any recommended or statutory limits.

Environmental exposure controls : **This product contains a TSCA regulated chemical. See Section 15 of the US SDS for details.**

Emissions from ventilation or work process equipment should be checked to ensure they comply with the requirements of environmental protection legislation. In some cases, fume scrubbers, filters or engineering modifications to the process equipment will be necessary to reduce emissions to acceptable levels.

Individual protection measures

Hygiene measures : Wash hands, forearms and face thoroughly after handling chemical products, before eating, smoking and using the lavatory and at the end of the working period. Appropriate techniques should be used to remove potentially contaminated clothing. Contaminated work clothing should not be allowed out of the workplace. Wash contaminated clothing before reusing. Ensure that eyewash stations and safety showers are close to the workstation location.

Section 8. Exposure controls/personal protection

- Eye/face protection** : Safety eyewear complying with an approved standard should be used when a risk assessment indicates this is necessary to avoid exposure to liquid splashes, mists, gases or dusts. If contact is possible, the following protection should be worn, unless the assessment indicates a higher degree of protection: chemical splash goggles.
- Skin protection**
- Hand protection** : Chemical-resistant, impervious gloves complying with an approved standard should be worn at all times when handling chemical products if a risk assessment indicates this is necessary. Considering the parameters specified by the glove manufacturer, check during use that the gloves are still retaining their protective properties. It should be noted that the time to breakthrough for any glove material may be different for different glove manufacturers. In the case of mixtures, consisting of several substances, the protection time of the gloves cannot be accurately estimated.
- Body protection** : Personal protective equipment for the body should be selected based on the task being performed and the risks involved and should be approved by a specialist before handling this product.
- Other skin protection** : Appropriate footwear and any additional skin protection measures should be selected based on the task being performed and the risks involved and should be approved by a specialist before handling this product.
- Respiratory protection** : Based on the hazard and potential for exposure, select a respirator that meets the appropriate standard or certification. Respirators must be used according to a respiratory protection program to ensure proper fitting, training, and other important aspects of use.

Section 9. Physical and chemical properties

The conditions of measurement of all properties are at standard temperature and pressure unless otherwise indicated.

Appearance

- Physical state** : Liquid.
- Color** : White.
- Odor** : Not available.
- Odor threshold** : Not available.
- pH** : 9
- Melting point/freezing point** : Not available.
- Boiling point or initial boiling point and boiling range** : 100°C (212°F)
- Flash point** : Closed cup: Not applicable.
- Evaporation rate** : 0.09 (butyl acetate = 1)
- Flammability** : Not available.
- Lower and upper explosion limit/flammability limit** : Not available.
- Vapor pressure** : 2.3 kPa (17.5 mm Hg)
- Relative vapor density** : 1 [Air = 1]
- Relative density** : 1.23
- Density** : 1.23 g/cm³
- Solubility(ies)** :

Media	Result
cold water	Not soluble

- Partition coefficient: n-octanol/water** : Not applicable.

Section 9. Physical and chemical properties

Auto-ignition temperature	: Not available.
Decomposition temperature	: Not available.
Viscosity	: Dynamic (room temperature): Not available. Kinematic (room temperature): Not available. Kinematic (40°C (104°F)): >20.5 mm ² /s (>20.5 cSt)
Molecular weight	: Not applicable.
Particle characteristics	
Median particle size	: Not applicable.
Heat of combustion	: 0.357 kJ/g

Section 10. Stability and reactivity

Reactivity	: No specific test data related to reactivity available for this product or its ingredients.
Chemical stability	: The product is stable.
Possibility of hazardous reactions	: Under normal conditions of storage and use, hazardous reactions will not occur.
Conditions to avoid	: No specific data.
Incompatible materials	: No specific data.
Hazardous decomposition products	: Under normal conditions of storage and use, hazardous decomposition products should not be produced.

Section 11. Toxicological information

Information on toxicological effects

Acute toxicity

Not available.

Conclusion/Summary [Product] : Not available.

Skin corrosion/irritation

Product/ingredient name

Titanium Dioxide

Result

Human - Skin - Mild irritant

Duration of treatment/exposure: 72 hours

Amount/concentration applied: 300 ug l

Conclusion/Summary [Product] : Not available.

Serious eye damage/eye irritation

Not available.

Conclusion/Summary [Product] : Not available.

Respiratory corrosion/irritation

Section 11. Toxicological information

Not available.

Conclusion/Summary [Product] : Not available.

Respiratory or skin sensitization

Not available.

Skin

Conclusion/Summary [Product] : Not available.

Respiratory

Conclusion/Summary [Product] : Not available.

Germ cell mutagenicity

Not available.

Conclusion/Summary [Product] : Not available.

Carcinogenicity

Not available.

Conclusion/Summary [Product] : Not available.

Classification

Product/ingredient name	OSHA	IARC	NTP
Titanium Dioxide	-	2B	-

Reproductive toxicity

Not available.

Conclusion/Summary [Product] : Not available.

Specific target organ toxicity (single exposure)

Not available.

Specific target organ toxicity (repeated exposure)

Not available.

Aspiration hazard

Not available.

Information on the likely routes of exposure

Not available.

Potential acute health effects

Section 11. Toxicological information

Eye contact	: Causes serious eye irritation.
Inhalation	: No known significant effects or critical hazards.
Skin contact	: May cause an allergic skin reaction.
Ingestion	: No known significant effects or critical hazards.

Symptoms related to the physical, chemical and toxicological characteristics

Eye contact	: Adverse symptoms may include the following: pain or irritation watering redness
Inhalation	: No specific data.
Skin contact	: Adverse symptoms may include the following: irritation redness
Ingestion	: No specific data.

Delayed and immediate effects and also chronic effects from short and long term exposure

Short term exposure

Potential immediate effects : Not available.

Potential delayed effects : Not available.

Long term exposure

Potential immediate effects : Not available.

Potential delayed effects : Not available.

Potential chronic health effects

Not available.

Conclusion/Summary [Product] : Not available.

General : Once sensitized, a severe allergic reaction may occur when subsequently exposed to very low levels.

Carcinogenicity : Suspected of causing cancer. Risk of cancer depends on duration and level of exposure.

Mutagenicity : No known significant effects or critical hazards.

Reproductive toxicity : No known significant effects or critical hazards.

Numerical measures of toxicity

Acute toxicity estimates

N/A

Section 12. Ecological information

Toxicity

Product/ingredient name

Titanium Dioxide

Result

Acute - LC50 - Marine water

Fish - Mummichog - *Fundulus heteroclitus*

>1000 mg/l [96 hours]

Effect: Mortality

Conclusion/Summary [Product] : Not available.

Persistence and degradability

Not available.

Conclusion/Summary [Product] : Not available.

Bioaccumulative potential

Not available.

Mobility in soil

Soil/Water partition coefficient

: Not available.

Other adverse effects

No known significant effects or critical hazards.

Section 13. Disposal considerations

Disposal methods : **This product contains a TSCA regulated chemical. See Section 15 of the US SDS for details.**

The generation of waste should be avoided or minimized wherever possible. Disposal of this product, solutions and any by-products should at all times comply with the requirements of environmental protection and waste disposal legislation and any regional local authority requirements. Dispose of surplus and non-recyclable products via a licensed waste disposal contractor. Waste should not be disposed of untreated to the sewer unless fully compliant with the requirements of all authorities with jurisdiction. Waste packaging should be recycled. Incineration or landfill should only be considered when recycling is not feasible. This material and its container must be disposed of in a safe way. Care should be taken when handling emptied containers that have not been cleaned or rinsed out. Empty containers or liners may retain some product residues. Avoid dispersal of spilled material and runoff and contact with soil, waterways, drains and sewers.

Section 14. Transport information

	DOT Classification	TDG Classification	Mexico Classification	IATA	IMDG
UN number	Not regulated.	Not regulated.	Not regulated.	Not regulated.	Not regulated.
UN proper shipping name	-	-	-	-	-

Section 14. Transport information

Transport hazard class(es)	-	-	-	-	-
Packing group	-	-	-	-	-
Environmental hazards	No.	No.	No.	No.	No.
Additional information	-	-	-	-	-

Special precautions for user : Multi-modal shipping descriptions are provided for informational purposes and do not consider container sizes. The presence of a shipping description for a particular mode of transport (sea, air, etc.), does not indicate that the product is packaged suitably for that mode of transport. All packaging must be reviewed for suitability prior to shipment, and compliance with the applicable regulations is the sole responsibility of the person offering the product for transport. People loading and unloading dangerous goods must be trained on all of the risks deriving from the substances and on all actions in case of emergency situations.

Transport in bulk according to IMO instruments : Not available.

Proper shipping name : Not available.

Section 15. Regulatory information

U.S. Federal regulations : **TSCA 5(a)2 final significant new use rules: Sodium Nitrite**

<u>List name</u>	<u>Name on list</u>	<u>Notes</u>
TSCA 5(a)2 - Final significant new use rules	Sodium Nitrite (Nitrites of Alkali Metals (Group IA elements))	40 CFR 721.4740

California Prop. 65

WARNING: This product contains chemicals known to the State of California to cause cancer and birth defects or other reproductive harm.

International regulations

Montreal Protocol

Not listed.

Stockholm Convention on Persistent Organic Pollutants

Not listed.

International lists

- Australia inventory (AIIIC):** Not determined.
- China inventory (IECSC):** Not determined.
- Japan inventory (CSCL):** Not determined.
- Japan inventory (ISHL):** Not determined.
- Korea inventory (KECI):** Not determined.
- New Zealand Inventory of Chemicals (NZIoC):** Not determined.
- Philippines inventory (PICCS):** Not determined.

Section 15. Regulatory information

Taiwan Chemical Substances Inventory (TCSI): Not determined.

Thailand inventory: Not determined.

Turkey inventory: Not determined.

Vietnam inventory: Not determined.

Section 16. Other information

Hazardous Material Information System (U.S.A.)

Health	*	2
Flammability		0
Physical hazards		0

The customer is responsible for determining the PPE code for this material. For more information on HMIS® Personal Protective Equipment (PPE) codes, consult the HMIS® Implementation Manual.

Caution: HMIS® ratings are based on a 0-4 rating scale, with 0 representing minimal hazards or risks, and 4 representing significant hazards or risks. Although HMIS® ratings and the associated label are not required on SDSs or products leaving a facility under 29 CFR 1910.1200, the preparer may choose to provide them. HMIS® ratings are to be used with a fully implemented HMIS® program. HMIS® is a registered trademark and service mark of the American Coatings Association, Inc.

Procedure used to derive the classification

Classification	Justification
SERIOUS EYE DAMAGE/ EYE IRRITATION - Category 2A	Calculation method
SKIN SENSITIZATION - Category 1	Calculation method
CARCINOGENICITY - Category 2	Calculation method

History

Date of printing : 6/1/2025

Date of issue/Date of revision : 6/1/2025

Date of previous issue : 3/22/2025

Version : 26.03

Key to abbreviations : ATE = Acute Toxicity Estimate
BCF = Bioconcentration Factor
GHS = Globally Harmonized System of Classification and Labelling of Chemicals
IATA = International Air Transport Association
IBC = Intermediate Bulk Container
IMDG = International Maritime Dangerous Goods
LogPow = logarithm of the octanol/water partition coefficient
MARPOL = International Convention for the Prevention of Pollution From Ships, 1973 as modified by the Protocol of 1978. ("Marpol" = marine pollution)
N/A = Not available
SGG = Segregation Group
UN = United Nations

Indicates information that has changed from previously issued version.

Notice to reader

It is recommended that each customer or recipient of this Safety Data Sheet (SDS) study it carefully and consult resources, as necessary or appropriate, to become aware of and understand the data contained in this SDS and any hazards associated with the product. This information is provided in good faith and believed to be accurate as of the effective date herein. However, no warranty, express or implied, is given. The information presented here applies only to the product as shipped. The addition of any material can change the composition, hazards and risks of the product. Products shall not be repackaged, modified, or tinted except as specifically instructed by the manufacturer, including but not limited to the incorporation of products not specified by the manufacturer, or the use or addition of products in proportions not specified by the manufacturer. Regulatory requirements

Section 16. Other information

are subject to change and may differ between various locations and jurisdictions. The customer/buyer/user is responsible to ensure that his activities comply with all country, federal, state, provincial or local laws. The conditions for use of the product are not under the control of the manufacturer; the customer/buyer/user is responsible to determine the conditions necessary for the safe use of this product. The customer/buyer/user should not use the product for any purpose other than the purpose shown in the applicable section of this SDS without first referring to the supplier and obtaining written handling instructions. Due to the proliferation of sources for information such as manufacturer-specific SDS, the manufacturer cannot be responsible for SDSs obtained from any other source.

SAFETY DATA SHEET

B70W8161

Section 1. Identification

Product name : ARMORSEAL® 8100 Epoxy - Satin (Part A)
Extra White

Product code : B70W8161

Other means of identification : Not available.

Product type : Liquid.

Relevant identified uses of the substance or mixture and uses advised against
Paint or paint related material.

Manufacturer : THE SHERWIN-WILLIAMS COMPANY
101 W. Prospect Avenue
Cleveland, OH 44115

Emergency telephone number of the company : US / Canada: (800) 424-9300
Mexico: SETIQ 800-00-214-00 / 55-5559-1588 Available 24 hours and 365 days a year

Product Information Telephone Number : US / Canada: (800) 524-5979
Mexico: Not Available

Transportation Emergency Telephone Number : US / Canada: (800) 424-9300
Mexico: SETIQ 800-00-214-00 / 55-5559-1588 Available 24 hours and 365 days a year

Section 2. Hazards identification

OSHA/HCS status : This material is considered hazardous by the OSHA Hazard Communication Standard (29 CFR 1910.1200).

Classification of the substance or mixture : SERIOUS EYE DAMAGE/ EYE IRRITATION - Category 2A
SKIN SENSITIZATION - Category 1
CARCINOGENICITY - Category 2
Percentage of the mixture consisting of ingredient(s) of unknown acute toxicity: 27.6% (oral), 27.6% (dermal), 27.6% (inhalation)

GHS label elements

Hazard pictograms :



Signal word : Warning

Hazard statements : May cause an allergic skin reaction.
Causes serious eye irritation.
Suspected of causing cancer.

Precautionary statements

Prevention : Obtain special instructions before use. Do not handle until all safety precautions have been read and understood. Wear protective gloves, protective clothing, eye protection, face protection, or hearing protection. Avoid breathing vapor. Wash thoroughly after handling. Contaminated work clothing should not be allowed out of the workplace.

Section 2. Hazards identification

- Response** : IF exposed or concerned: Get medical advice or attention. IF ON SKIN: Wash with plenty of water. If skin irritation or rash occurs: Get medical advice or attention. Take off contaminated clothing and wash it before reuse. IF IN EYES: Rinse cautiously with water for several minutes. Remove contact lenses, if present and easy to do. Continue rinsing. If eye irritation persists: Get medical advice or attention.
- Storage** : Store locked up.
- Disposal** : Dispose of contents and container in accordance with all local, regional, national and international regulations.
- Supplemental label elements** WARNING: This product contains chemicals known to the State of California to cause cancer and birth defects or other reproductive harm. FOR INDUSTRIAL USE ONLY. Contains Formaldehyde - a potential cancer hazard. This product must be mixed with other components before use. Before opening the packages, READ AND FOLLOW WARNING LABELS ON ALL COMPONENTS.
- This product contains a TSCA regulated chemical. See Section 15 of the US SDS for details.
- Please refer to the SDS for additional information. Keep out of reach of children. Do not transfer contents to other containers for storage.
- Hazards not otherwise classified** : None known.

Section 3. Composition/information on ingredients

- Substance/mixture** : Mixture
- Other means of identification** : Not available.
- CAS number/other identifiers**

Ingredient name	% by weight	Identifiers
Epoxy Resin	≥25 - ≤50	69761-19-9
Titanium Dioxide	≥10 - ≤25	13463-67-7
Polypropylene glycol alkyl phenyl ether	≤1	9064-13-5

Any concentration shown as a range is to protect confidentiality or is due to batch variation.

There are no additional ingredients present which, within the current knowledge of the supplier and in the concentrations applicable, are classified and hence require reporting in this section.

Occupational exposure limits, if available, are listed in Section 8.

Section 4. First aid measures

Description of necessary first aid measures

- Eye contact** : Immediately flush eyes with plenty of water, occasionally lifting the upper and lower eyelids. Check for and remove any contact lenses. Continue to rinse for at least 10 minutes. Get medical attention.
- Inhalation** : Remove victim to fresh air and keep at rest in a position comfortable for breathing. If not breathing, if breathing is irregular or if respiratory arrest occurs, provide artificial respiration or oxygen by trained personnel. It may be dangerous to the person providing aid to give mouth-to-mouth resuscitation. Get medical attention. If unconscious, place in recovery position and get medical attention immediately. Maintain an open airway. Loosen tight clothing such as a collar, tie, belt or waistband.
- Skin contact** : Wash with plenty of soap and water. Remove contaminated clothing and shoes. Wash contaminated clothing thoroughly with water before removing it, or wear gloves. Continue to rinse for at least 10 minutes. Get medical attention. In the event of any complaints or symptoms, avoid further exposure. Wash clothing before reuse. Clean shoes thoroughly before reuse.

Section 4. First aid measures

Ingestion : Wash out mouth with water. Remove dentures if any. If material has been swallowed and the exposed person is conscious, give small quantities of water to drink. Stop if the exposed person feels sick as vomiting may be dangerous. Do not induce vomiting unless directed to do so by medical personnel. If vomiting occurs, the head should be kept low so that vomit does not enter the lungs. Get medical attention. Never give anything by mouth to an unconscious person. If unconscious, place in recovery position and get medical attention immediately. Maintain an open airway. Loosen tight clothing such as a collar, tie, belt or waistband.

Most important symptoms/effects, acute and delayed

Potential acute health effects

Eye contact : Causes serious eye irritation.
Inhalation : No known significant effects or critical hazards.
Skin contact : May cause an allergic skin reaction.
Ingestion : No known significant effects or critical hazards.

Over-exposure signs/symptoms

Eye contact : Adverse symptoms may include the following:
pain or irritation
watering
redness

Inhalation : No specific data.

Skin contact : Adverse symptoms may include the following:
irritation
redness

Ingestion : No specific data.

Indication of immediate medical attention and special treatment needed, if necessary

Notes to physician : Treat symptomatically. Contact poison treatment specialist immediately if large quantities have been ingested or inhaled.

Specific treatments : No specific treatment.

Protection of first-aiders : No action shall be taken involving any personal risk or without suitable training. It may be dangerous to the person providing aid to give mouth-to-mouth resuscitation. Wash contaminated clothing thoroughly with water before removing it, or wear gloves.

See toxicological information (Section 11)

Section 5. Fire-fighting measures

Extinguishing media

Suitable extinguishing media : Use an extinguishing agent suitable for the surrounding fire.

Unsuitable extinguishing media : None known.

Specific hazards arising from the chemical : In a fire or if heated, a pressure increase will occur and the container may burst.

Hazardous thermal decomposition products : Decomposition products may include the following materials:
carbon dioxide
carbon monoxide
metal oxide/oxides

Section 5. Fire-fighting measures

- Special protective actions for fire-fighters** : Promptly isolate the scene by removing all persons from the vicinity of the incident if there is a fire. No action shall be taken involving any personal risk or without suitable training.
- Special protective equipment for fire-fighters** : Fire-fighters should wear appropriate protective equipment and self-contained breathing apparatus (SCBA) with a full face-piece operated in positive pressure mode.

Section 6. Accidental release measures

Personal precautions, protective equipment and emergency procedures

- For non-emergency personnel** : No action shall be taken involving any personal risk or without suitable training. Evacuate surrounding areas. Keep unnecessary and unprotected personnel from entering. Do not touch or walk through spilled material. Avoid breathing vapor or mist. Provide adequate ventilation. Wear appropriate respirator when ventilation is inadequate. Put on appropriate personal protective equipment.
- For emergency responders** : If specialized clothing is required to deal with the spillage, take note of any information in Section 8 on suitable and unsuitable materials. See also the information in "For non-emergency personnel".
- Environmental precautions** : **This product contains a TSCA regulated chemical. See Section 15 of the US SDS for details.**
- Avoid dispersal of spilled material and runoff and contact with soil, waterways, drains and sewers. Inform the relevant authorities if the product has caused environmental pollution (sewers, waterways, soil or air).

Methods and materials for containment and cleaning up

- Small spill** : Stop leak if without risk. Move containers from spill area. Absorb with an inert material and place in an appropriate waste disposal container. Dispose of via a licensed waste disposal contractor.
- Large spill** : Stop leak if without risk. Move containers from spill area. Approach release from upwind. Prevent entry into sewers, water courses, basements or confined areas. Wash spillages into an effluent treatment plant or proceed as follows. Dispose of via a licensed waste disposal contractor. Contaminated absorbent material may pose the same hazard as the spilled product. Contain and collect spillage with non-combustible, absorbent material e.g. sand, earth, vermiculite or diatomaceous earth and place in container for disposal according to local regulations.

Section 7. Handling and storage

Precautions for safe handling

- Protective measures** : Put on appropriate personal protective equipment (see Section 8). Persons with a history of skin sensitization problems should not be employed in any process in which this product is used. Avoid exposure - obtain special instructions before use. Do not handle until all safety precautions have been read and understood. Do not get in eyes or on skin or clothing. Do not ingest. Avoid breathing vapor or mist. If during normal use the material presents a respiratory hazard, use only with adequate ventilation or wear appropriate respirator. Keep in the original container or an approved alternative made from a compatible material, kept tightly closed when not in use. Empty containers retain product residue and can be hazardous. Do not reuse container.
- Advice on general occupational hygiene** : Eating, drinking and smoking should be prohibited in areas where this material is handled, stored and processed. Workers should wash hands and face before eating, drinking and smoking. Remove contaminated clothing and protective equipment before entering eating areas. See also Section 8 for additional information on hygiene measures.

Section 7. Handling and storage

Conditions for safe storage, including any incompatibilities : Store in accordance with local regulations. Store in original container protected from direct sunlight in a dry, cool and well-ventilated area, away from incompatible materials (see Section 10) and food and drink. Store locked up. Keep container tightly closed and sealed until ready for use. Containers that have been opened must be carefully resealed and kept upright to prevent leakage. Do not store in unlabeled containers. Use appropriate containment to avoid environmental contamination. See Section 10 for incompatible materials before handling or use.

Section 8. Exposure controls/personal protection

Control parameters

Occupational exposure limits (OSHA United States)

Ingredient name	CAS #	Exposure limits
Epoxy Resin Titanium Dioxide	69761-19-9 13463-67-7	None. ACGIH TLV (United States, 1/2024) A3. TWA 8 hours: 2.5 mg/m ³ . Form: respirable fraction, finescale particles. NIOSH REL (United States, 10/2020) NIA. OSHA PEL (United States, 5/2018) TWA 8 hours: 15 mg/m ³ . Form: Total dust.
Polypropylene glycol alkyl phenyl ether	9064-13-5	None.

Occupational exposure limits (Canada)

None.

Occupational exposure limits (Mexico)

None.

Biological exposure indices (United States)

No exposure indices known.

Biological exposure indices (Canada)

No exposure indices known.

Biological exposure indices (Mexico)

No exposure indices known.

Appropriate engineering controls : If user operations generate dust, fumes, gas, vapor or mist, use process enclosures, local exhaust ventilation or other engineering controls to keep worker exposure to airborne contaminants below any recommended or statutory limits.

Environmental exposure controls : **This product contains a TSCA regulated chemical. See Section 15 of the US SDS for details.**

Emissions from ventilation or work process equipment should be checked to ensure they comply with the requirements of environmental protection legislation. In some cases, fume scrubbers, filters or engineering modifications to the process equipment will be necessary to reduce emissions to acceptable levels.

Individual protection measures

Hygiene measures : Wash hands, forearms and face thoroughly after handling chemical products, before eating, smoking and using the lavatory and at the end of the working period. Appropriate techniques should be used to remove potentially contaminated clothing. Contaminated work clothing should not be allowed out of the workplace. Wash contaminated clothing before reusing. Ensure that eyewash stations and safety showers are close to the workstation location.

Section 8. Exposure controls/personal protection

- Eye/face protection** : Safety eyewear complying with an approved standard should be used when a risk assessment indicates this is necessary to avoid exposure to liquid splashes, mists, gases or dusts. If contact is possible, the following protection should be worn, unless the assessment indicates a higher degree of protection: chemical splash goggles.
- Skin protection**
- Hand protection** : Chemical-resistant, impervious gloves complying with an approved standard should be worn at all times when handling chemical products if a risk assessment indicates this is necessary. Considering the parameters specified by the glove manufacturer, check during use that the gloves are still retaining their protective properties. It should be noted that the time to breakthrough for any glove material may be different for different glove manufacturers. In the case of mixtures, consisting of several substances, the protection time of the gloves cannot be accurately estimated.
- Body protection** : Personal protective equipment for the body should be selected based on the task being performed and the risks involved and should be approved by a specialist before handling this product.
- Other skin protection** : Appropriate footwear and any additional skin protection measures should be selected based on the task being performed and the risks involved and should be approved by a specialist before handling this product.
- Respiratory protection** : Based on the hazard and potential for exposure, select a respirator that meets the appropriate standard or certification. Respirators must be used according to a respiratory protection program to ensure proper fitting, training, and other important aspects of use.

Section 9. Physical and chemical properties

The conditions of measurement of all properties are at standard temperature and pressure unless otherwise indicated.

Appearance

- Physical state** : Liquid.
- Color** : White.
- Odor** : Not available.
- Odor threshold** : Not available.
- pH** : 9
- Melting point/freezing point** : Not available.
- Boiling point or initial boiling point and boiling range** : 100°C (212°F)
- Flash point** : Closed cup: Not applicable.
- Evaporation rate** : 0.09 (butyl acetate = 1)
- Flammability** : Not available.
- Lower and upper explosion limit/flammability limit** : Not available.
- Vapor pressure** : 2.3 kPa (17.5 mm Hg)
- Relative vapor density** : 1 [Air = 1]
- Relative density** : 1.23
- Density** : 1.23 g/cm³
- Solubility(ies)** :

Media	Result
cold water	Not soluble

- Partition coefficient: n-octanol/water** : Not applicable.

Section 9. Physical and chemical properties

Auto-ignition temperature	: Not available.
Decomposition temperature	: Not available.
Viscosity	: Dynamic (room temperature): Not available. Kinematic (room temperature): Not available. Kinematic (40°C (104°F)): >20.5 mm ² /s (>20.5 cSt)
Molecular weight	: Not applicable.
Particle characteristics	
Median particle size	: Not applicable.
Heat of combustion	: 0.357 kJ/g

Section 10. Stability and reactivity

Reactivity	: No specific test data related to reactivity available for this product or its ingredients.
Chemical stability	: The product is stable.
Possibility of hazardous reactions	: Under normal conditions of storage and use, hazardous reactions will not occur.
Conditions to avoid	: No specific data.
Incompatible materials	: No specific data.
Hazardous decomposition products	: Under normal conditions of storage and use, hazardous decomposition products should not be produced.

Section 11. Toxicological information

Information on toxicological effects

Acute toxicity

Not available.

Conclusion/Summary [Product] : Not available.

Skin corrosion/irritation

Product/ingredient name

Titanium Dioxide

Result

Human - Skin - Mild irritant

Duration of treatment/exposure: 72 hours

Amount/concentration applied: 300 ug l

Conclusion/Summary [Product] : Not available.

Serious eye damage/eye irritation

Not available.

Conclusion/Summary [Product] : Not available.

Respiratory corrosion/irritation

Section 11. Toxicological information

Not available.

Conclusion/Summary [Product] : Not available.

Respiratory or skin sensitization

Not available.

Skin

Conclusion/Summary [Product] : Not available.

Respiratory

Conclusion/Summary [Product] : Not available.

Germ cell mutagenicity

Not available.

Conclusion/Summary [Product] : Not available.

Carcinogenicity

Not available.

Conclusion/Summary [Product] : Not available.

Classification

Product/ingredient name	OSHA	IARC	NTP
Titanium Dioxide	-	2B	-

Reproductive toxicity

Not available.

Conclusion/Summary [Product] : Not available.

Specific target organ toxicity (single exposure)

Not available.

Specific target organ toxicity (repeated exposure)

Not available.

Aspiration hazard

Not available.

Information on the likely routes of exposure

Not available.

Potential acute health effects

Section 11. Toxicological information

Eye contact	: Causes serious eye irritation.
Inhalation	: No known significant effects or critical hazards.
Skin contact	: May cause an allergic skin reaction.
Ingestion	: No known significant effects or critical hazards.

Symptoms related to the physical, chemical and toxicological characteristics

Eye contact	: Adverse symptoms may include the following: pain or irritation watering redness
Inhalation	: No specific data.
Skin contact	: Adverse symptoms may include the following: irritation redness
Ingestion	: No specific data.

Delayed and immediate effects and also chronic effects from short and long term exposure

Short term exposure

Potential immediate effects : Not available.

Potential delayed effects : Not available.

Long term exposure

Potential immediate effects : Not available.

Potential delayed effects : Not available.

Potential chronic health effects

Not available.

Conclusion/Summary [Product] : Not available.

General : Once sensitized, a severe allergic reaction may occur when subsequently exposed to very low levels.

Carcinogenicity : Suspected of causing cancer. Risk of cancer depends on duration and level of exposure.

Mutagenicity : No known significant effects or critical hazards.

Reproductive toxicity : No known significant effects or critical hazards.

Numerical measures of toxicity

Acute toxicity estimates

N/A

Section 12. Ecological information

Toxicity

Product/ingredient name

Titanium Dioxide

Result

Acute - LC50 - Marine water

Fish - Mummichog - *Fundulus heteroclitus*

>1000 mg/l [96 hours]

Effect: Mortality

Conclusion/Summary [Product] : Not available.

Persistence and degradability

Not available.

Conclusion/Summary [Product] : Not available.

Bioaccumulative potential

Not available.

Mobility in soil

Soil/Water partition coefficient

: Not available.

Other adverse effects

No known significant effects or critical hazards.

Section 13. Disposal considerations

Disposal methods : **This product contains a TSCA regulated chemical. See Section 15 of the US SDS for details.**

The generation of waste should be avoided or minimized wherever possible. Disposal of this product, solutions and any by-products should at all times comply with the requirements of environmental protection and waste disposal legislation and any regional local authority requirements. Dispose of surplus and non-recyclable products via a licensed waste disposal contractor. Waste should not be disposed of untreated to the sewer unless fully compliant with the requirements of all authorities with jurisdiction. Waste packaging should be recycled. Incineration or landfill should only be considered when recycling is not feasible. This material and its container must be disposed of in a safe way. Care should be taken when handling emptied containers that have not been cleaned or rinsed out. Empty containers or liners may retain some product residues. Avoid dispersal of spilled material and runoff and contact with soil, waterways, drains and sewers.

Section 14. Transport information

	DOT Classification	TDG Classification	Mexico Classification	IATA	IMDG
UN number	Not regulated.	Not regulated.	Not regulated.	Not regulated.	Not regulated.
UN proper shipping name	-	-	-	-	-

Section 14. Transport information

Transport hazard class(es)	-	-	-	-	-
Packing group	-	-	-	-	-
Environmental hazards	No.	No.	No.	No.	No.
Additional information	-	-	-	-	-

Special precautions for user : Multi-modal shipping descriptions are provided for informational purposes and do not consider container sizes. The presence of a shipping description for a particular mode of transport (sea, air, etc.), does not indicate that the product is packaged suitably for that mode of transport. All packaging must be reviewed for suitability prior to shipment, and compliance with the applicable regulations is the sole responsibility of the person offering the product for transport. People loading and unloading dangerous goods must be trained on all of the risks deriving from the substances and on all actions in case of emergency situations.

Transport in bulk according to IMO instruments : Not available.

Proper shipping name : Not available.

Section 15. Regulatory information

U.S. Federal regulations : **TSCA 5(a)2 final significant new use rules: Sodium Nitrite**

List name	Name on list	Notes
TSCA 5(a)2 - Final significant new use rules	Sodium Nitrite (Nitrites of Alkali Metals (Group IA elements))	40 CFR 721.4740

California Prop. 65

WARNING: This product contains chemicals known to the State of California to cause cancer and birth defects or other reproductive harm.

International regulations

Montreal Protocol

Not listed.

Stockholm Convention on Persistent Organic Pollutants

Not listed.

International lists

- Australia inventory (AIIIC):** Not determined.
- China inventory (IECSC):** Not determined.
- Japan inventory (CSCL):** Not determined.
- Japan inventory (ISHL):** Not determined.
- Korea inventory (KECI):** Not determined.
- New Zealand Inventory of Chemicals (NZIoC):** Not determined.
- Philippines inventory (PICCS):** Not determined.

Section 15. Regulatory information

Taiwan Chemical Substances Inventory (TCSI): Not determined.

Thailand inventory: Not determined.

Turkey inventory: Not determined.

Vietnam inventory: Not determined.

Section 16. Other information

Hazardous Material Information System (U.S.A.)

Health	*	2
Flammability		0
Physical hazards		0

The customer is responsible for determining the PPE code for this material. For more information on HMIS® Personal Protective Equipment (PPE) codes, consult the HMIS® Implementation Manual.

Caution: HMIS® ratings are based on a 0-4 rating scale, with 0 representing minimal hazards or risks, and 4 representing significant hazards or risks. Although HMIS® ratings and the associated label are not required on SDSs or products leaving a facility under 29 CFR 1910.1200, the preparer may choose to provide them. HMIS® ratings are to be used with a fully implemented HMIS® program. HMIS® is a registered trademark and service mark of the American Coatings Association, Inc.

Procedure used to derive the classification

Classification	Justification
SERIOUS EYE DAMAGE/ EYE IRRITATION - Category 2A	Calculation method
SKIN SENSITIZATION - Category 1	Calculation method
CARCINOGENICITY - Category 2	Calculation method

History

Date of printing : 6/1/2025

Date of issue/Date of revision : 6/1/2025

Date of previous issue : 3/22/2025

Version : 26.03

Key to abbreviations : ATE = Acute Toxicity Estimate
BCF = Bioconcentration Factor
GHS = Globally Harmonized System of Classification and Labelling of Chemicals
IATA = International Air Transport Association
IBC = Intermediate Bulk Container
IMDG = International Maritime Dangerous Goods
LogPow = logarithm of the octanol/water partition coefficient
MARPOL = International Convention for the Prevention of Pollution From Ships, 1973 as modified by the Protocol of 1978. ("Marpol" = marine pollution)
N/A = Not available
SGG = Segregation Group
UN = United Nations

▣ Indicates information that has changed from previously issued version.

Notice to reader

It is recommended that each customer or recipient of this Safety Data Sheet (SDS) study it carefully and consult resources, as necessary or appropriate, to become aware of and understand the data contained in this SDS and any hazards associated with the product. This information is provided in good faith and believed to be accurate as of the effective date herein. However, no warranty, express or implied, is given. The information presented here applies only to the product as shipped. The addition of any material can change the composition, hazards and risks of the product. Products shall not be repackaged, modified, or tinted except as specifically instructed by the manufacturer, including but not limited to the incorporation of products not specified by the manufacturer, or the use or addition of products in proportions not specified by the manufacturer. Regulatory requirements

Section 16. Other information

are subject to change and may differ between various locations and jurisdictions. The customer/buyer/user is responsible to ensure that his activities comply with all country, federal, state, provincial or local laws. The conditions for use of the product are not under the control of the manufacturer; the customer/buyer/user is responsible to determine the conditions necessary for the safe use of this product. The customer/buyer/user should not use the product for any purpose other than the purpose shown in the applicable section of this SDS without first referring to the supplier and obtaining written handling instructions. Due to the proliferation of sources for information such as manufacturer-specific SDS, the manufacturer cannot be responsible for SDSs obtained from any other source.

