

**SEAWALL BATH FAUCET  
K-6504-2**


**FEATURES**

- Brass construction
- Deck-mount
- Brass valve bodies
- 3/4" quarter-turn washerless ceramic disc valves
- Intended for Seawall Bath/Whirlpool installations
- Below-the-rim spout
- Square handles with matching brushed metal insets
- MasterShower™ 3-way handshower
- Three-way transfer valve/vacuum breaker

**CODES/STANDARDS APPLICABLE**

Specified model meets or exceeds the following:

- ASME/ANSI A112.18.1M
- IAPMO/UPC






**COLORS/FINISHES**

- CP Polished Chrome
- PB Polished Brass
- Other Refer to Faucets Price Book for additional finishes

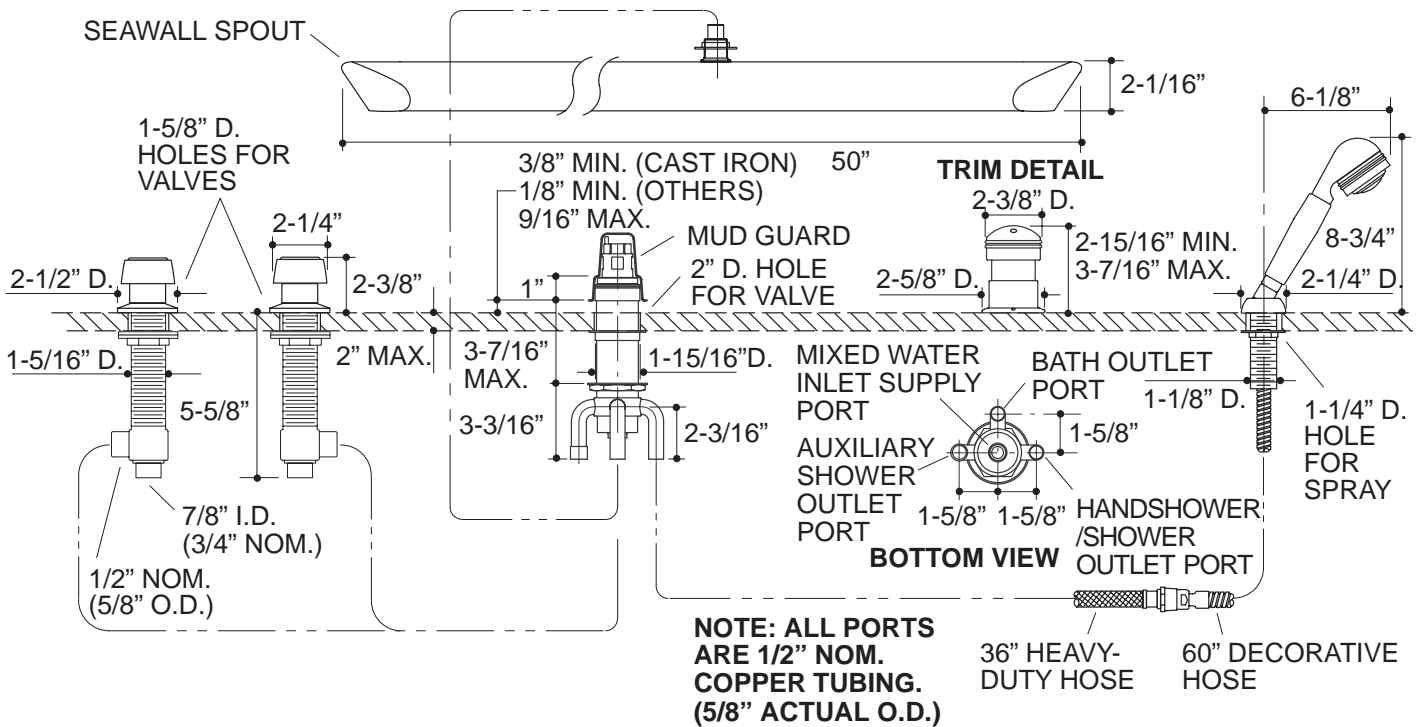
**SPECIFIED MODEL:**

Model	Description		
K-6504-2	Seawall Deck-Mount Bath Faucet with MasterShower Handshower	<input type="checkbox"/> CP	<input type="checkbox"/> PB

Optional Accessories					
K-9917		Large Handle Stone Inset, Single			<input type="checkbox"/> Other_____
K-9923		Large Handle Metal Inset, Single	<input type="checkbox"/> CP	<input type="checkbox"/> PB	<input type="checkbox"/> Other_____
K-9926		Large Handle Ceramic Inset, Single			<input type="checkbox"/> Other_____
K-9932		Large Handle Champleve Inset, Single			<input type="checkbox"/> Other_____

**PRODUCT SPECIFICATION:**

Two-handle deck-mount faucet shall be of brass construction. Faucet shall feature brass valve bodies. Faucet shall feature 3/4" quarter-turn washerless ceramic disc valves, assuring positive handle stop positioning. Product is intended for Seawall bath/whirlpool installations. Product shall include below-the-rim spout, square handles with matching brushed metal insets, MasterShower handshower, and three-way transfer valve/vacuum breaker. Faucet shall be Kohler Model K-6504-2-\_\_\_\_\_.



## PRODUCT DIAGRAM