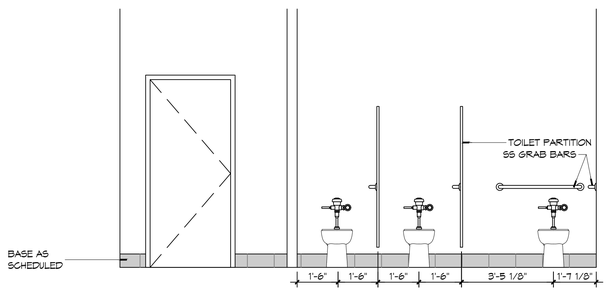


## 17 WOMENS RESTROOM WEST
SCALE: 3/8"=1'-0" — WOMENS RESTROOM #1

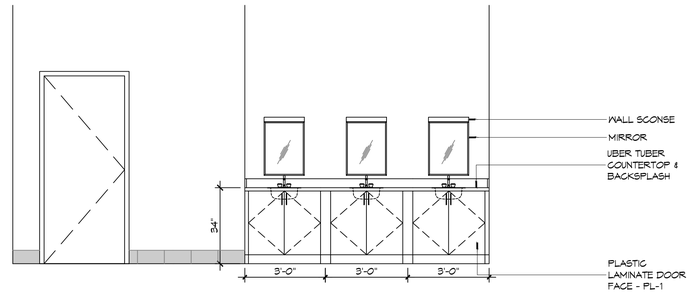


## 18 WOMENS RESTROOM EAST
SCALE: 3/8"=1'-0" — WOMENS RESTROOM #1

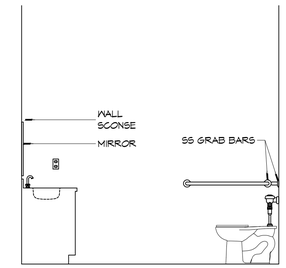


## 19 RESTROOM SOUTH
SCALE: 3/8"=1'-0" — RESTROOM #2

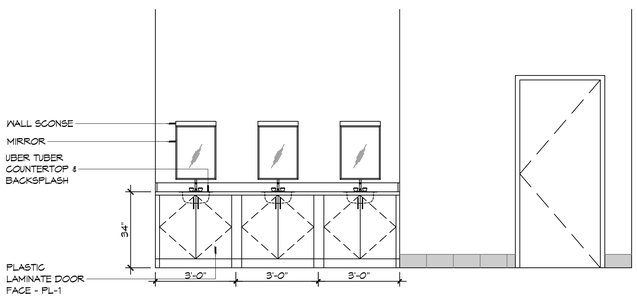


## 20 MENS RESTROOM WEST
SCALE: 3/8"=1'-0" — MENS RESTROOM #1

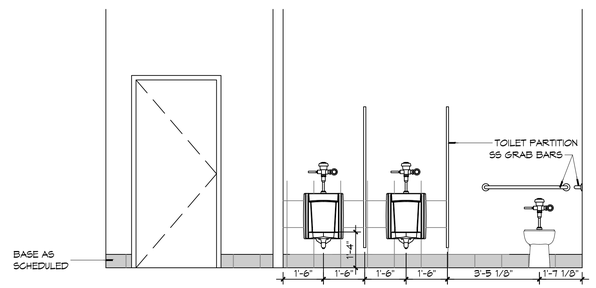


## 21 MENS RESTROOM EAST
SCALE: 3/8"=1'-0" — MENS RESTROOM #1

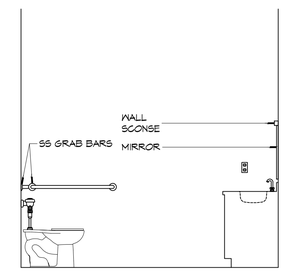


## 22 RESTROOM SOUTH
SCALE: 3/8"=1'-0" — RESTROOM #1

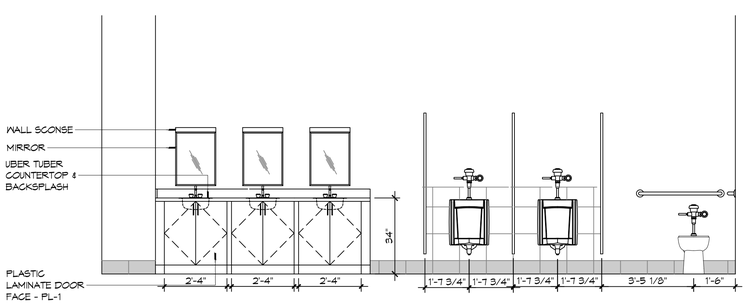


## 23 MENS RESTROOM SOUTH
SCALE: 3/8"=1'-0" — MENS RESTROOM #2

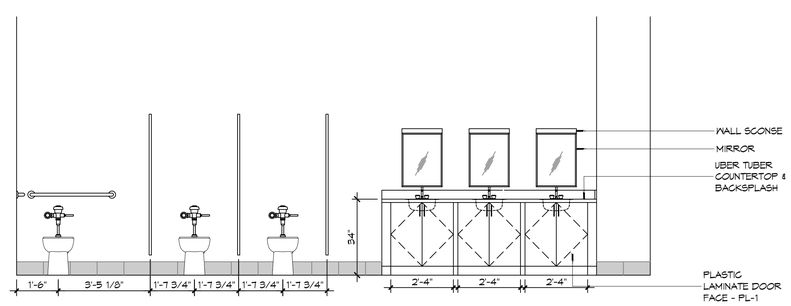


## 24 WOMENS RESTROOM NORTH
SCALE: 3/8"=1'-0" — WOMENS RESTROOM #2

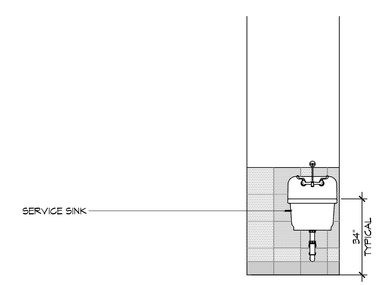


## 25 UTILITY SOUTH
SCALE: 3/8"=1'-0" — INTERIOR ELEVATION

## ELEVATION NOTES

1. REFER TO SHEET G003 FOR TYPICAL MOUNTING HEIGHTS AND FLOOR CLEARANCE REQUIREMENTS WHERE NOT SHOWN ON THIS SHEET.
2. NOT USED
3. PROVIDE 1/8"R EASED EDGES AT ALL EXPOSED GRANITE COUNTERTOP AND BACKSPLASH EDGES UNLESS OTHERWISE NOTED.
4. BLOCKING FOR CABINETS IS NOT SHOWN ON THESE DRAWINGS. THE GENERAL CONTRACTOR SHALL BE RESPONSIBLE FOR PROVIDING AND COORDINATING WALL BLOCKING FOR CABINETRY. WHERE WOOD BLOCKING IS PROHIBITED BY CODE PROVIDE GALVANIZED SHEET BLOCKING.
5. PROVIDE 5/8" CEMENTITIOUS BACKERBOARD BEHIND ALL CERAMIC WALL TILE INSTALLATIONS. WHERE CERAMIC WALL TILE IS APPLIED TO A RATED WALL ASSEMBLY USE TYPE "X" MOISTURE RESISTANT GWB.
6. PROVIDE FULL FINISHED END PANELS ON ALL EXPOSED CASEWORK.
7. PROVIDE FILLER PANEL WHERE CASEWORK MEETS WALL. SCRIBE AS NECESSARY TO ACHIEVE TIGHT FIT TO FINISH SURFACE.
8. FIELD VERIFY (VIF) ALL DIMENSIONS PRIOR TO SHOP DRAWING SUBMITTAL.
9. ELEC OUTLETS INSTALLED AT GRANITE BACK SPLASHES SHALL BE MOUNTED IN A HORIZONTAL ORIENTATION WITH SATIN STAINLESS STEEL PLATE.
10. CLEARANCE REDUCTION SYSTEM SHALL COMPLY WITH NFPA 96.4.2.3.
11. NOT USED
12. SINKS SHOWN ON THESE DRAWINGS INDICATE LOCATIONS ONLY AND NOT ACTUAL SIZES. THE CONTRACTOR SHALL BE RESPONSIBLE FOR COORDINATING ACTUAL SIZES AND TYPES WITH PREFABRICATED CABINET DESIGNER.


DAMMON ENGINEERING, INC.
LOUISIANA & MISSISSIPPI
www.dammonengineering.com
info@dammonengineering.com
PH: 985.649.5832 F: 985.641.5950
Chief Engineer: Brian Mistich, PE
554 Old Spanish Trail
Slidell, LA 70458


REVISIONS

| # | DESCRIPTION | DATE |
|---|---|---|
| | | |

NEW AUDITORIUM
POPE JOHN PAUL II HIGH SCHOOL
1901 JAGUAR DR.
SLIDELL, LA 70461

| | | | |
|---|---|---|---|
| JOB No: | 2522 | DATE: | 03-21-2026 |
| DRAWN BY: | CKD | CHECKED BY: | CKD |


The design & drawings are owned by Dammon Engineering and are copyrighted. Reproduction of the design & drawings in whole or in part without written permission is prohibited. The design & drawings are the property of Dammon Engineering, and no part, concept, or design may be copied, used, or disclosed to others for any purpose without written permission. Violation of this notice will be considered a violation of the Louisiana Unfair Trade Practices and Consumer Protection Law. Dammon Engineering, Inc. shall not be liable for any changes made to these drawings by others subsequent to the original issuance of these drawings. Reuse of these drawings for other projects, locations, or clients without written consent of Dammon Engineering, Inc. is prohibited and will be at the reuser's risk and without liability to Dammon Engineering, Inc.


SHEET TITLE:
INTERIOR ELEVATIONS PLAN

DRAWING NUMBER:
A104

SHEET No: 13 of 20