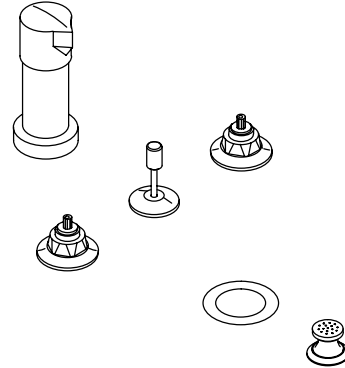


FEATURES

- Metal construction
- Flexible connections
- Reversible quarter-turn washerless ceramic disc valves
- Pop-up drain with lift rod and tailpiece
- Variety of handle style options
- Vertical spray
- Fixture-mount transfer valve/vacuum breaker



CODES/STANDARDS APPLICABLE

Specified model meets or exceeds the following:






- ASME/ANSI A112.18.1M
- IAPMO/UPC

COLORS/FINISHES

- CP Polished Chrome
- PB Polished Brass
- Other Refer to Faucets Price Book for additional finishes

SPECIFIED MODEL: For complete faucet, both base faucet and handle choice must be specified.

Model	Description			
K-15896-K	Coralais Decorator Series Bidet Base Faucet	<input type="checkbox"/> CP	<input type="checkbox"/> PB	<input type="checkbox"/> Other_____

Required Accessory (Includes Two Handles)			 ADA	 ADA	 ADA	
K-15850-1	Euro	<input type="checkbox"/> CP <input type="checkbox"/> PB				
K-15850-3D	White Porcelain Cross, ©Disney		<input type="checkbox"/> CP			
K-15850-3P	White Porcelain Cross		<input type="checkbox"/> CP <input type="checkbox"/> PB			
K-15850-4M	Lever, Polished Chrome Insert			<input type="checkbox"/> CP <input type="checkbox"/> PB		
K-15850-4N	Lever, Polished Brass Insert			<input type="checkbox"/> CP <input type="checkbox"/> PB		
K-15850-4P	Lever, White Porcelain Insert			<input type="checkbox"/> CP <input type="checkbox"/> PB		
K-15850-4R	Lever, Acrylic Insert				<input type="checkbox"/> CP <input type="checkbox"/> PB	
K-15850-7M	Stacked, Polished Chrome Insert					<input type="checkbox"/> CP <input type="checkbox"/> PB
K-15850-7N	Stacked, Polished Brass Insert					<input type="checkbox"/> CP <input type="checkbox"/> PB <input type="checkbox"/> Other_____

PRODUCT SPECIFICATION:

Two-handle fixture-mount bidet base faucet shall be of metal construction. Faucet shall feature reversible quarter-turn washerless ceramic disc valves, assuring positive handle stop positioning. Product shall include flexible connections, pop-up drain with lift rod and tailpiece, vertical spray, and fixture-mount transfer valve/vacuum breaker. Faucet shall be Kohler Model K-15896-K-_____ and handles shall be Kohler Model K-15850-_____-_____.

