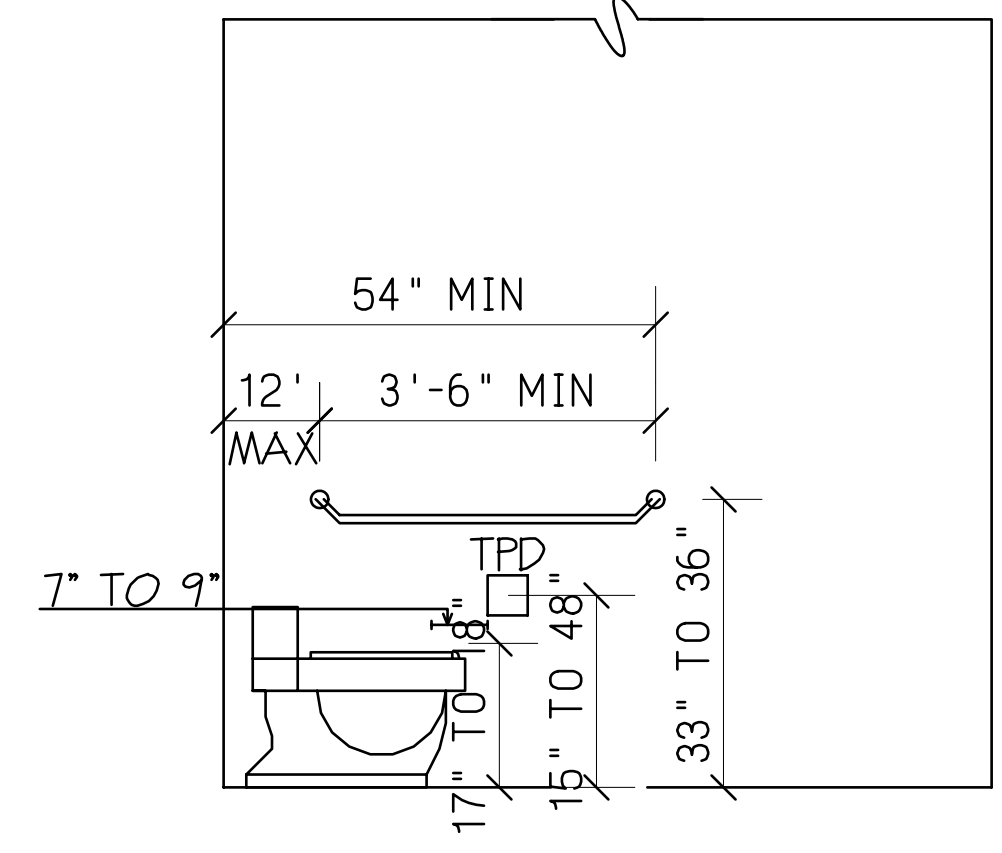
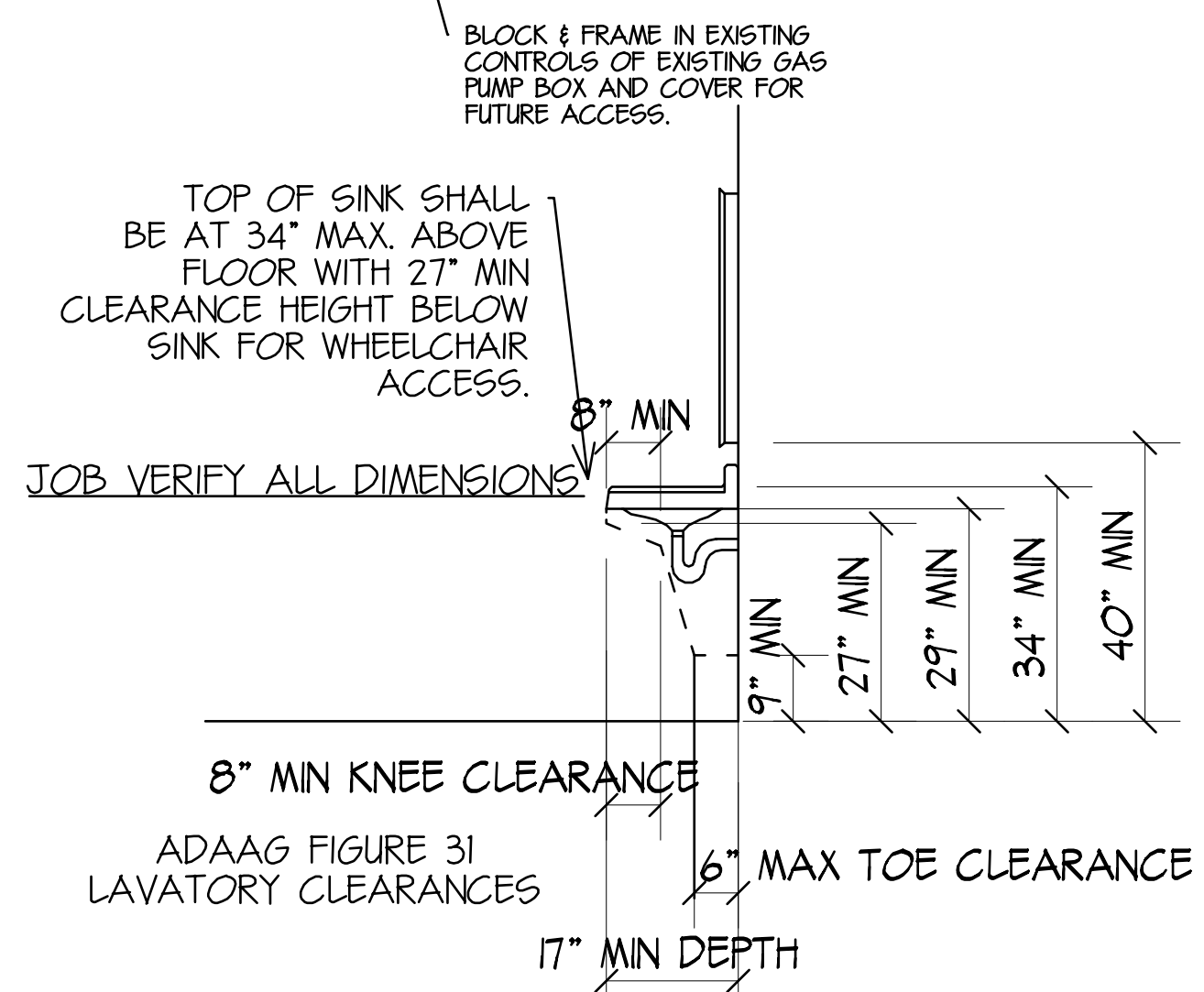


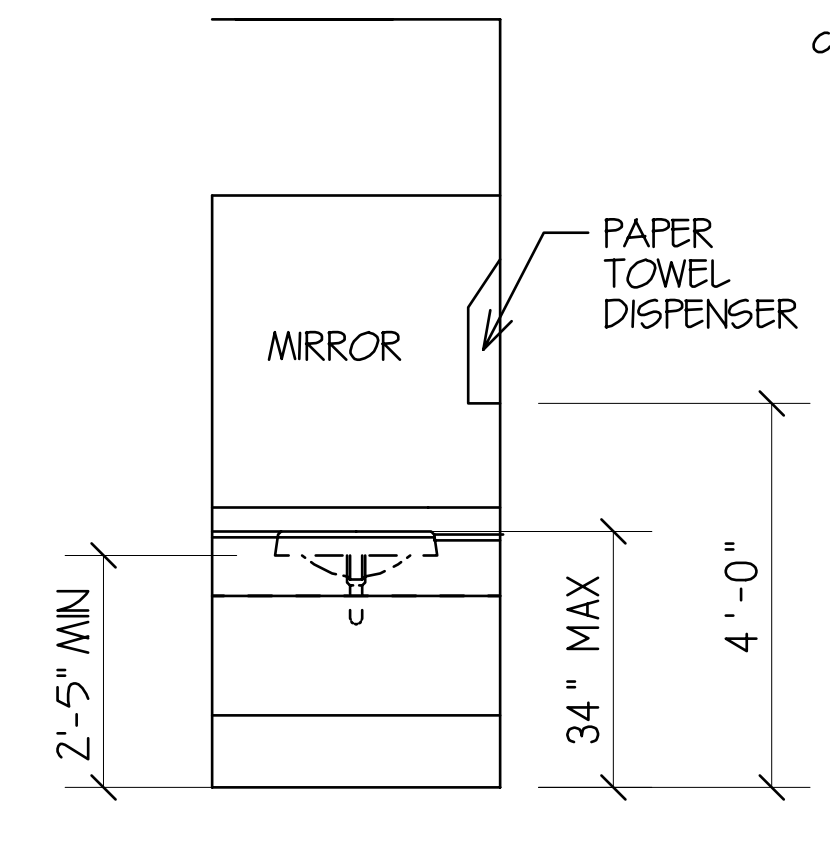
TYPICAL BATH DETAIL
SCALE 1/2" = 1'-0"



TOILET/GRAB BAR DETAIL
SCALE 1/2" = 1'-0"



ADA FIGURE 31 - LAVATORY CLEARANCES



TYPICAL BATH ELEVATION
SCALE 1/2" = 1'-0"

BLOCK & FRAME IN EXISTING CONTROLS OF EXISTING GAS PUMP BOX AND COVER FOR FUTURE ACCESS

Although every effort has been made in preparing these plans, the contractor must check all details for accuracy or errors and be responsible for same. Purchaser assumes the risk of any errors, omissions or mistakes during construction due to the fact that DesignTech does not perform field supervision nor select building materials sub-contractors and/or products/equipment. All notes, specifications and other information on the plans are included as instructed by and/or with the approval of Purchaser and without warranty of any kind whatsoever. PLANS HAVE BEEN PREPARED FOR USE BY KNOWLEDGEABLE AND EXPERIENCED LICENSED CONTRACTORS. This drawing contains valuable, confidential, proprietary, trade secret information of DesignTech Residential Planners, Inc. for reproduction or other use of the drawing or any of its contents is permitted without consent of DesignTech Residential Planners, Inc.

ADA PLUMBING PLAN

PLANS FOR:
FAYARD CONSTRUCTION
1796 GAUSE BLVD. WEST
ST. TAMMANY PARISH, LA

DESIGNED BY: DMH
FINISHED BY: JMC
CHECKED BY: ~

DATE: 1-14-25

HOUSE PLANS by DesignTech OF LOUISIANA, LLC
St. Tammany Parish, LA.
SLIDELL 985-847-0600

CODE	LIVING	AREA U. B.	INDEX
0	2460	312	1375

DESIGNED BY: DMH
FINISHED BY: JMC
CHECKED BY: ~

SHEET SIZE: 24" X 36"

Copyright © 2025 an unpublished work by DesignTech of LA, LLC. ALL RIGHTS RESERVED.
EMAIL: houseplans@designtechusa.com

A-5