

**KITCHEN SINK FAUCET
K-15253**

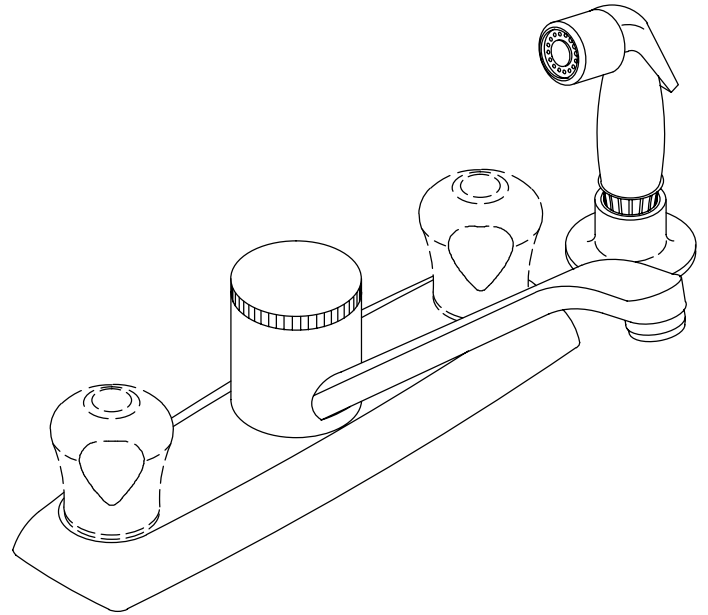
FEATURES

- Metal construction
- For 8" centers
- Reversible quarter-turn washerless ceramic disc valves
- 7-5/8" swing spout
- 2.2 gallons per minute
- Available with sculptured acrylic or blade handles
- White handspray

CODES/STANDARDS APPLICABLE

Specified model meets or exceeds the following:



- ASME/ANSI A112.18.1M
- CSA B125
- Energy Policy Act of 1992
- IAPMO/UPC
- NSF 61

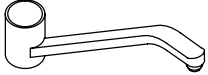


COLORS/FINISHES

- CP Polished Chrome

SPECIFIED MODEL:

Model	Description		 ADA
K-15253	With Sculptured Acrylic Handles	<input type="checkbox"/> CP	
K-15253-B	With Blade Handles		<input type="checkbox"/> CP

Optional Accessory		
K-15280	12" Swing Spout and Aerator	<input type="checkbox"/> CP

PRODUCT SPECIFICATION:

Two-handle kitchen sink faucet shall be of metal construction. Faucet shall feature reversible quarter-turn washerless ceramic disc valves, assuring positive handle stop positioning. Product shall include 8" centers, 7-5/8" swing spout, sculptured acrylic or blade handles, and white handspray. Faucet shall be Kohler Model K-15253-____-CP.

