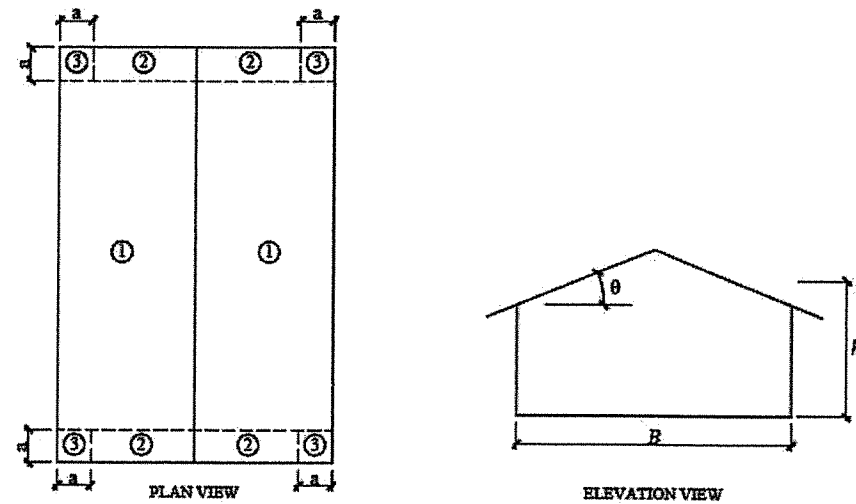


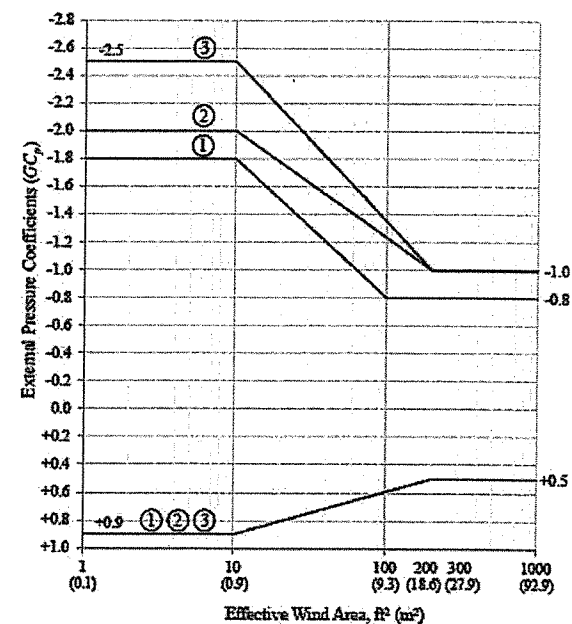
Diagrams



Notation

a = 10% of least horizontal dimension or $0.4h$, whichever is smaller, but not less than either 4% of least horizontal dimension or 3 ft (0.9 m). If an overhang exists, the edge distance shall be measured from the outside edge of the overhang. The horizontal dimensions used to compute the edge distance shall not include any overhang dimensions.
 B = Horizontal dimension of building measured normal to wind direction, ft (m).
 h = Mean roof height, in ft (m), except that eave height shall be used for $\theta \leq 10^\circ$.
 θ = Angle of plane of roof from horizontal, degrees.

External Pressure Coefficients (GC_p)

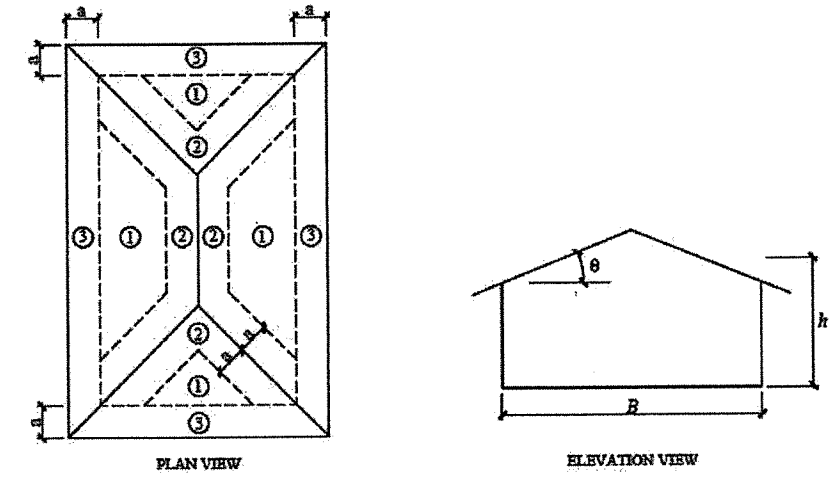


Notes

1. Vertical scale denotes (GC_p) to be used with q_h .
2. Horizontal scale denotes effective wind area A , ft² (m²).
3. Plus and minus signs signify pressures acting toward and away from the surfaces, respectively.
4. Each component shall be designed for maximum positive and negative pressures.
5. Values of (GC_p) for roof overhangs to be determined in accordance with Section 30.7 Roof Overhangs.

Figure 30.3-2D. Components and cladding [$h \leq 60$ ft ($h \leq 18.3$ m)]: external pressure coefficients, (GC_p), for enclosed, partially enclosed, and partially open buildings—gable roofs, $27^\circ < \theta \leq 45^\circ$.

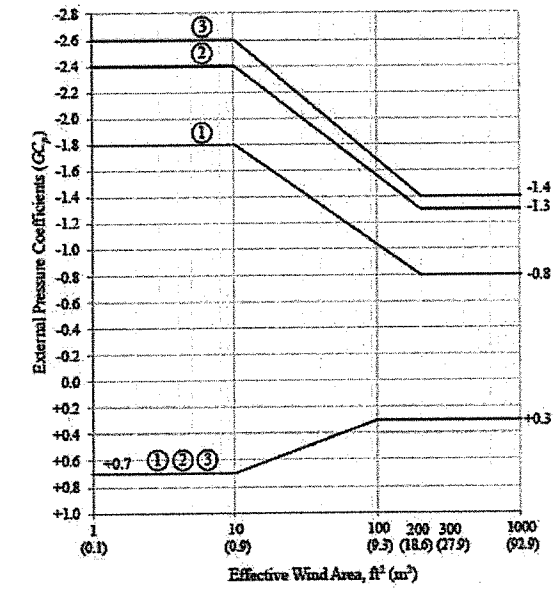
Diagrams



Notation

a = 10% of least horizontal dimension or $0.4h$, whichever is smaller, but not less than either 4% of least horizontal dimension or 3 ft (0.9 m). If an overhang exists, the edge distance shall be measured from the outside edge of the overhang. The horizontal dimensions used to compute the edge distance shall not include any overhang dimensions.
 B = Horizontal dimension of building measured normal to wind direction, ft (m).
 h = Mean roof height, in ft (m), except that eave height shall be used for $\theta \leq 10^\circ$.
 θ = Angle of plane of roof from horizontal, degrees.

External Pressure Coefficients (GC_p)



Notes

1. Vertical scale denotes (GC_p) to be used with q_h .
2. Horizontal scale denotes effective wind area A , ft² (m²).
3. Plus and minus signs signify pressures acting toward and away from the surfaces, respectively.
4. Each component shall be designed for maximum positive and negative pressures.
5. Values of (GC_p) for roof overhangs to be determined in accordance with Section 30.7 Roof Overhangs.

Figure 30.3-2E. Components and cladding [$h \leq 60$ ft ($h \leq 18.3$ m)]: external pressure coefficients, (GC_p), for enclosed and partially enclosed, and partially open buildings—hip roofs, $7^\circ < \theta \leq 20^\circ$.