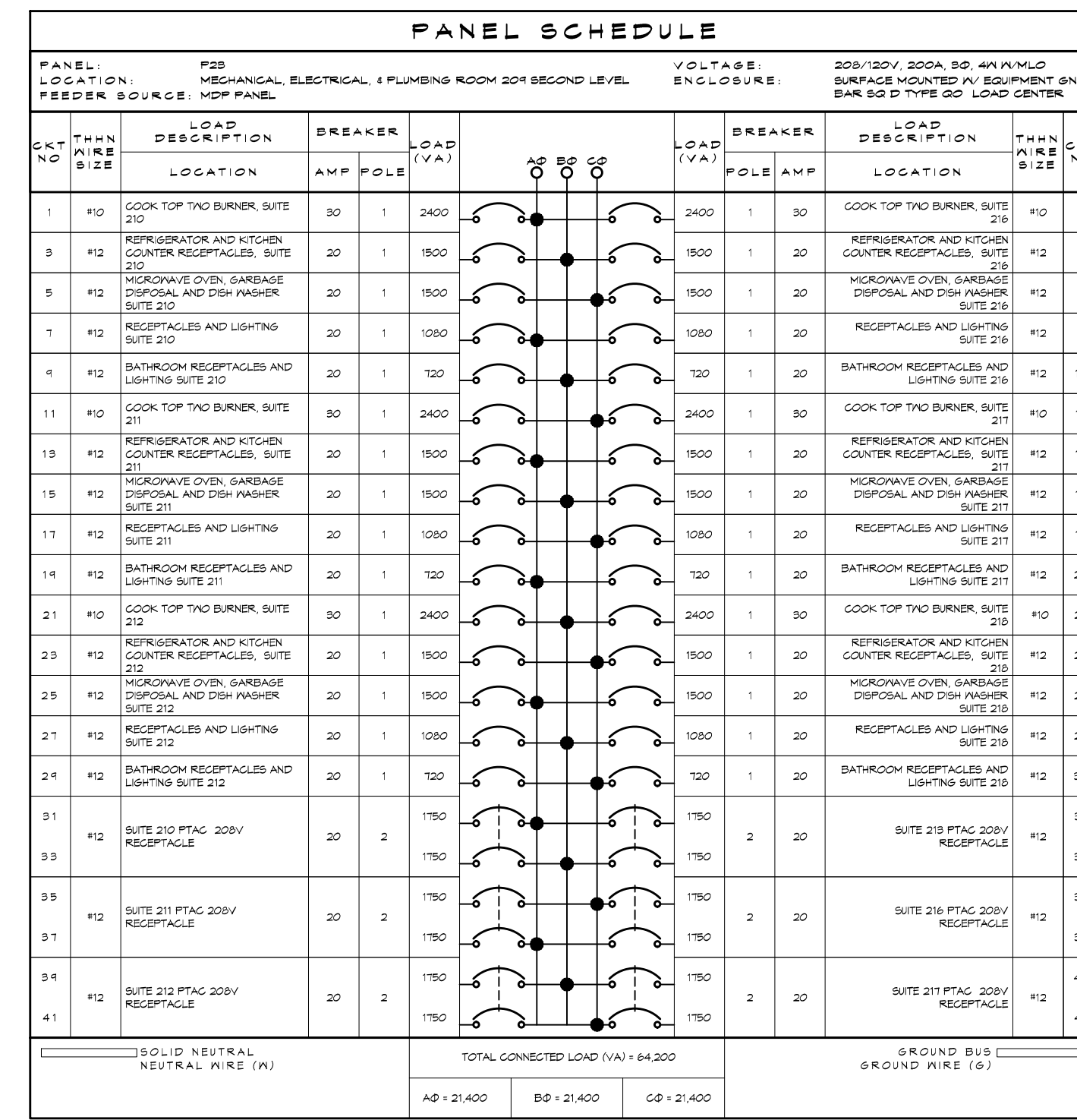
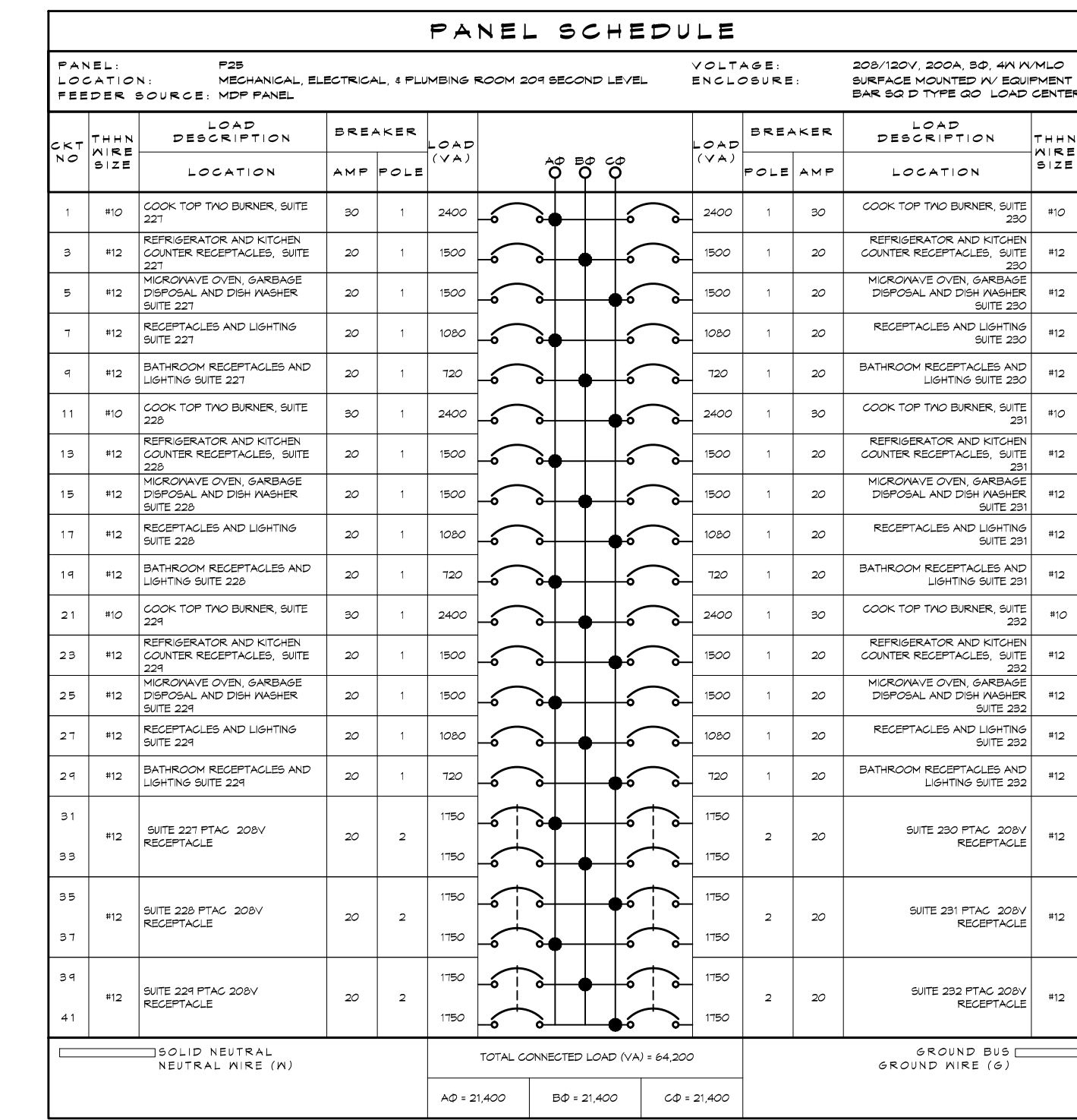



*NOTE: PANEL P31 IS IDENTICAL TO PANEL P21, ENTRIES ARE SIMILAR.



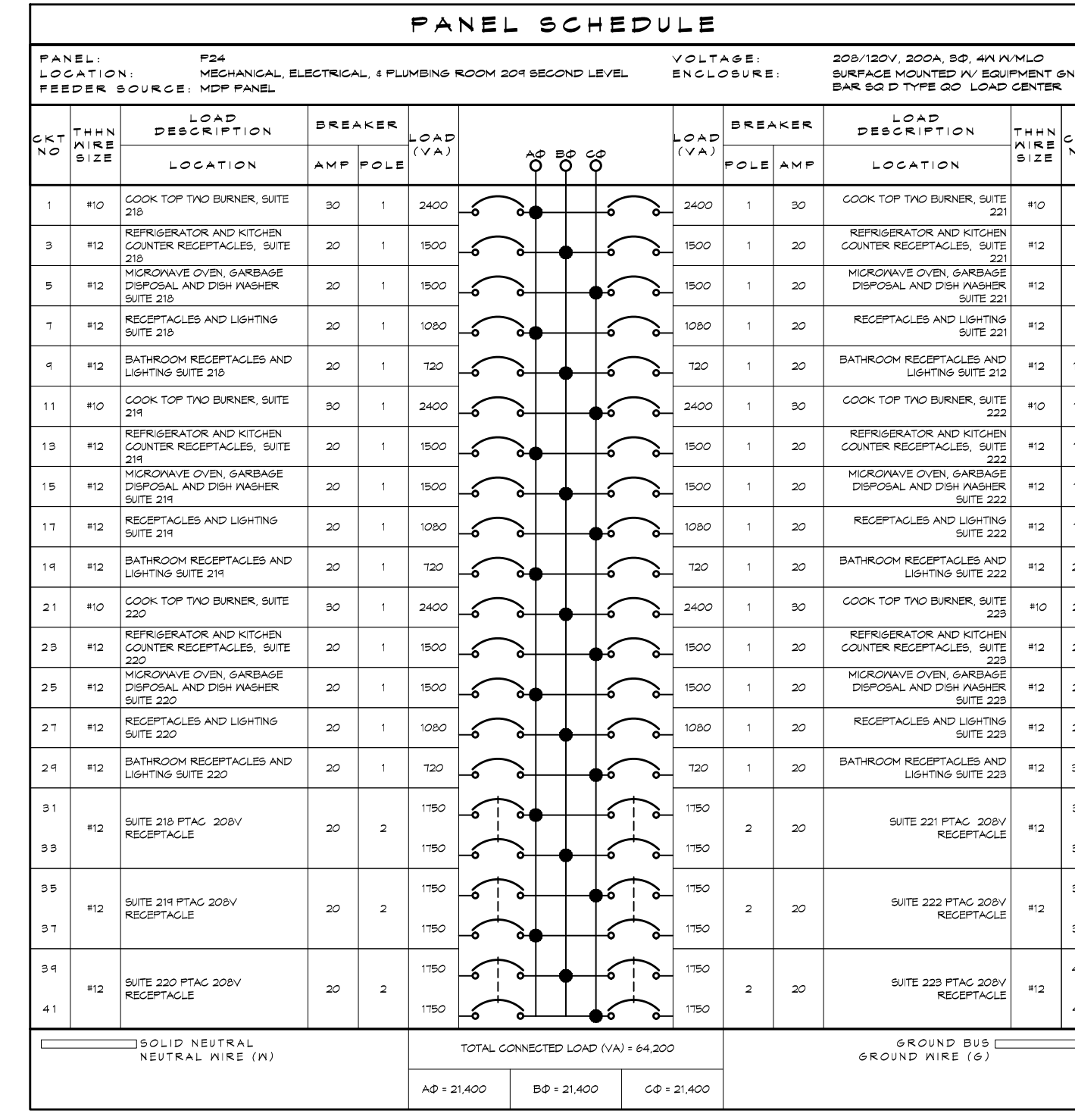
*NOTE: PANEL P33 IS IDENTICAL TO PANEL P22, ENTRIES ARE SIMILAR.



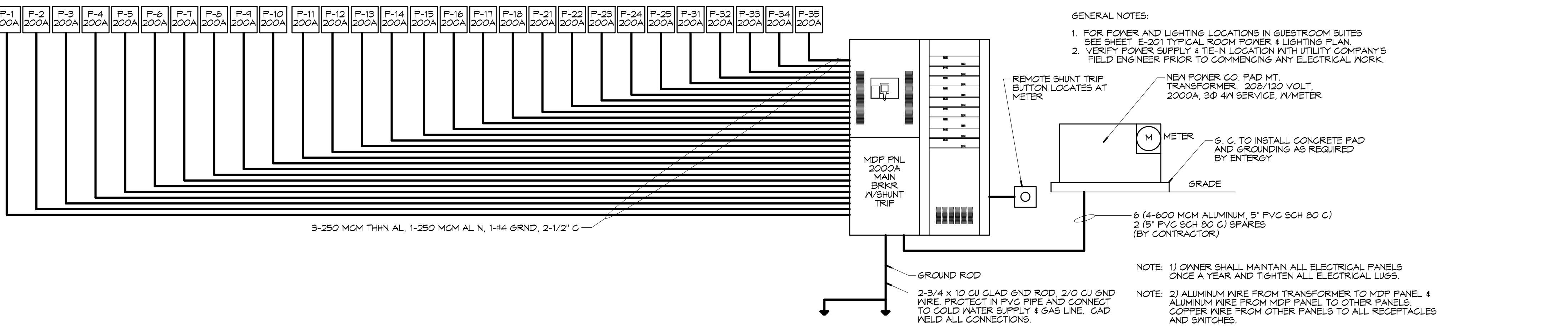
*NOTE: PANEL P35 IS IDENTICAL TO PANEL P23, ENTRIES ARE SIMILAR.



*NOTE: PANEL P32 IS IDENTICAL TO PANEL P24, ENTRIES ARE SIMILAR.



*NOTE: PANEL P34 IS IDENTICAL TO PANEL P25, ENTRIES ARE SIMILAR.



ELECTRICAL ONE-LINE DIAGRAM
SCALE: N.T.S.

ELECTRICAL LOAD SUMMARY				
ENERGY POWER COMPANY				
PROJECT NAME:	SPORTSMAN'S LODGE - HACKBERRY, LOUISIANA			
PROJECT ADDRESS:	LOT #1 HIGHWAY 27			
CITY/TOWN:	HACKBERRY, LA 70645			
INTENDED USER:	HOTEL OCCUPANTS			
REQ SERV:	200	V	1Ø	PHASE # WIRES
SERV ENTR SIZE:		AMPS		
HVAC TONNAGE:		TONS		
LARGEST MOTOR:		HP		
(NOTE: MOTORS ABOVE 20HP MAY REQUIRE REDUCED VOLTAGE STARTING AND ARE NEVER RECOMMENDED FOR USE IV 120/240V, 1Ø, 3Ø SERVICE)				
TOTAL BUILDING SQ FT:		SF		
INDIVIDUAL UNIT SQUARE FOOTAGE:		SF (MULT OCCUPANCY)		
INDIVIDUAL UNIT DESIGNATION:		(MULT OCCUPANCY)		
LOAD SOURCE	1Ø-KVA	3Ø-KVA	Ø	1Ø-KV
BUILDING LIGHTING				
ELECTRIC WATER HEATING				
HEAT PUMPS				
SUPPLEMENTAL HEAT SYSTEMS				
AIR COND CONDENSING UNITS				
ELEC HEATING (PRIMARY) - AHU'S				
COOKING				
REFRIGERATION				
RECEPTACLES (STANDARD)				
RECEPTACLES (COMPUTER)				
TOTAL MOTORS (EXCLUDE HVAC)				
EXTERIOR LIGHTING				
MISCELLANEOUS - CEILING FANS				
OTHER (SPECIFY)				

STAY SUITES
 100 MAIN STREET
 HACKBERRY, LA 70645
 JANUARY, 2016
 DD/JTL
 CHECKED BY:

SHEET TITLE:
ELECTRIC PANEL SCHEDULES, LOAD SUMMARY, ONE-LINE DIAGRAMS
DRAWING NUMBER:
E603
SHEET No: 35 of -

DAMMON ENGINEERING, INC.
 LOUISIANA & MISSISSIPPI
 Chief Engineer: Brian Mitchell, PE
 554 Old Spanish Trail
 Slidell, LA 70458
 www.dammonengineering.com
 info@dammonengineering.com
 PH: 985.649.5832 F: 985.641.5950