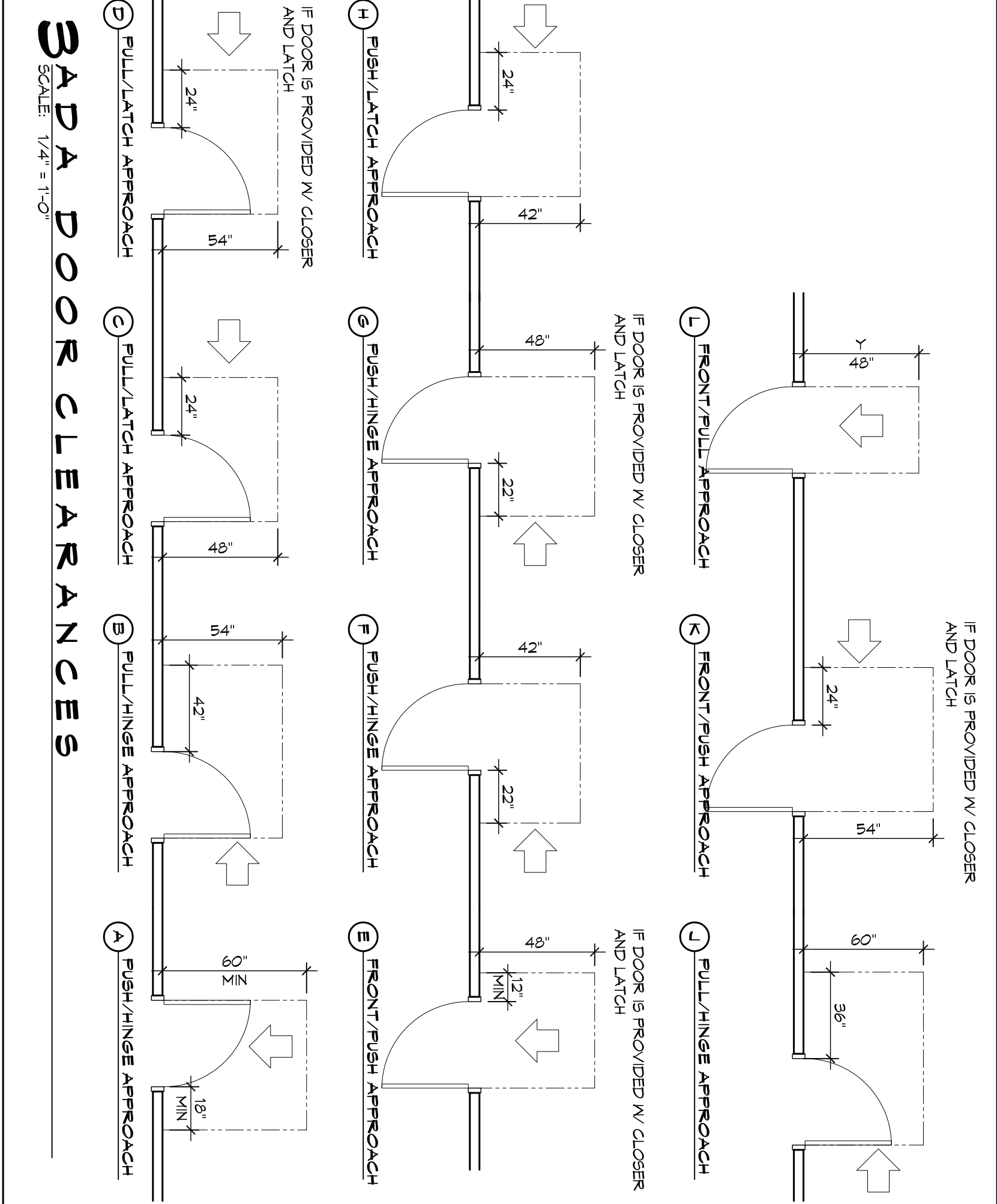


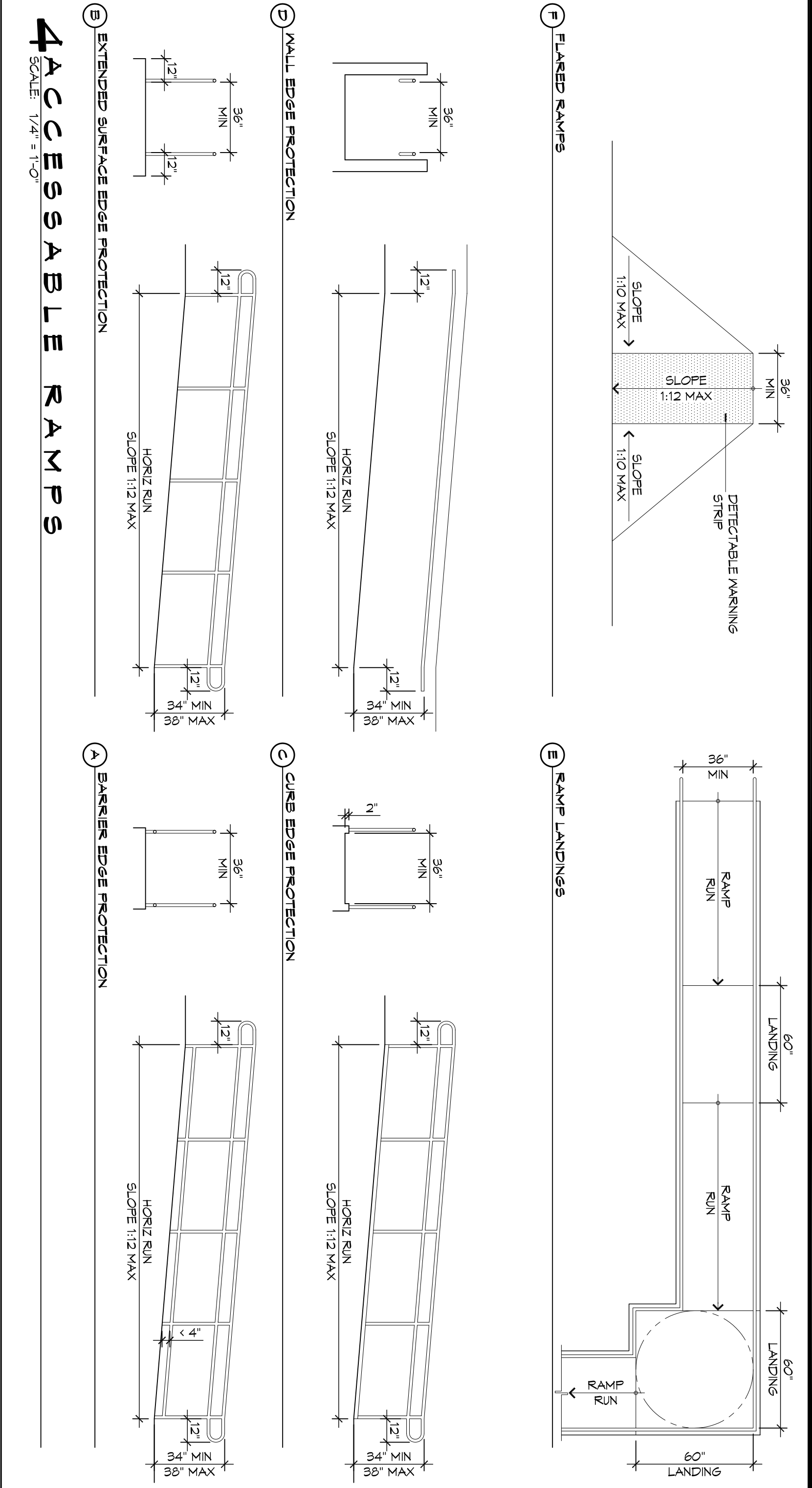
### ACCESSIBLE SIGN

SCALE: 1/4" = 1'-0"



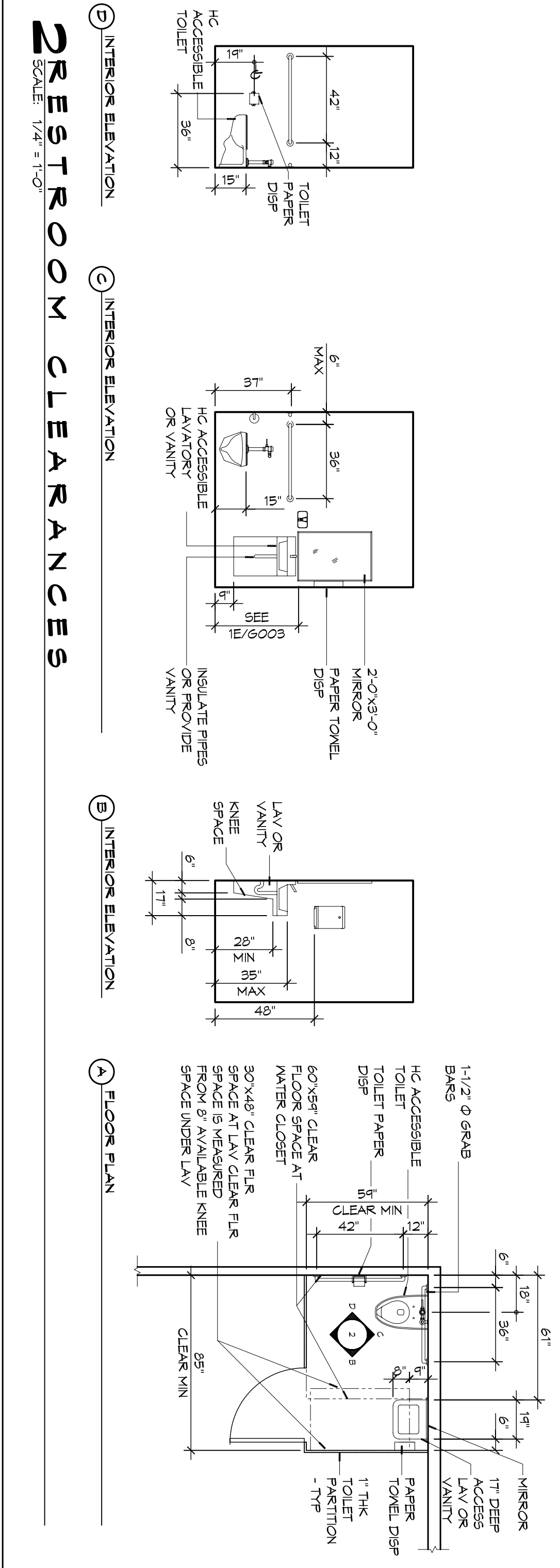
### SADA DOOR CLEARANCES

SCALE: 1/4" = 1'-0"



### ACCESSIBLE RAMPS

SCALE: 1/4" = 1'-0"



### RESTROOM CLEARANCES

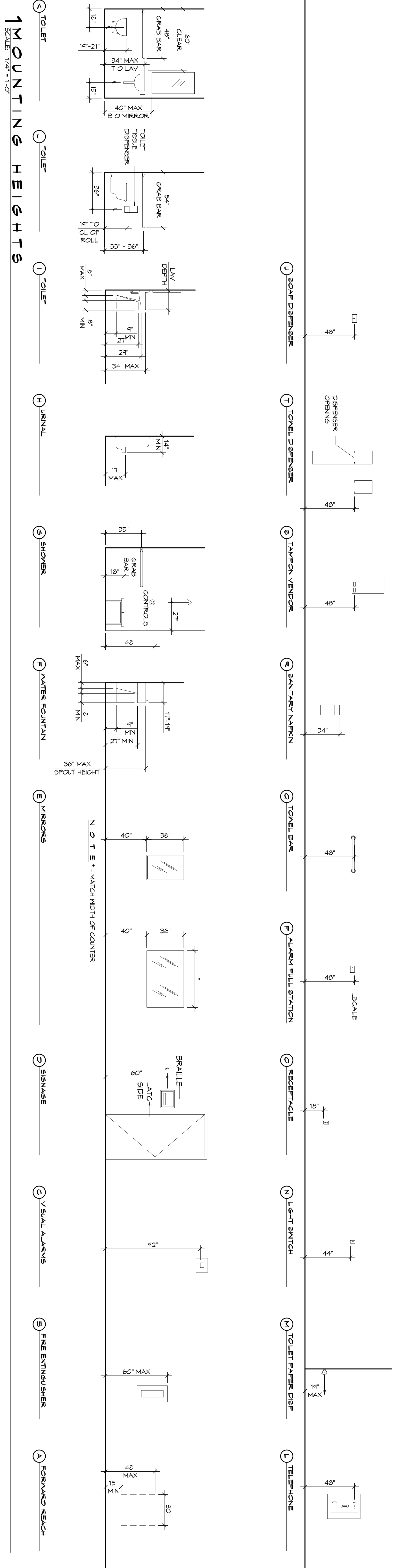
SCALE: 1/4" = 1'-0"

### ACCESSIBILITY NOTES

- DOOR CLEARANCE NOTES**  
 ALL DOORS SHALL COMPLY WITH THE CLEARANCES FOR FRONT APPROACHES.  
 DOOR HARDWARE SHALL BE LEVER TYPE.  
 MAX DOOR OPENING FORCE:  
 INTERIOR HINGED DOORS: 5 LBF  
 EXTERIOR HINGED DOORS: 8.5 LBF  
 SLIDING OR FOLDING DOORS: 5 LBF  
 FIRE DOORS SHALL HAVE THE MINIMUM OPENING FORCE ALLOWABLE BY THE APPROPRIATE ADOPTED NATIONAL APPROXIMATELY 15 LBF.  
 HARDWARE LOCATED ABOVE THE DOOR SHALL BE MOUNTED NO HIGHER THAN 48" AND NOT LESS THAN 34" ABOVE FINISHED FLOOR.  
 THE FLOOR OR GROUND AREA WITHIN THE REQUIRED CLEARANCES SHALL BE LEVEL AND CLEAR.  
 THRESHOLDS AT DOORWAYS SHALL NOT EXCEED 3/4" IN HEIGHT FOR EXTERIOR SLIDING DOORS OR 1/2" FOR OTHER TYPES OF DOORS. RATED THRESHOLDS AND FLOOR LEVEL CHANGES AT ACCESSIBLE DOORWAYS SHALL BE BEVELLED WITH A SLOPE NO GREATER THAN 1:2. DOORWAYS SHALL HAVE A MINIMUM CLEAR OPENING OF 32" WITH THE DOOR OPEN 90°. MEASURED BETWEEN THE FACE OF THE DOOR AND THE OPPOSITE STOP OPENING MORE THAN 24" IN DEPTH SHALL MAINTAIN 32" MIN CLEARANCE.  
**RAMP NOTES**  
 THE CLEAR SPACE BETWEEN THE HANDRAIL AND THE WALL SHALL BE MIN 1-1/2" CLEAR.  
 GRIPPING SURFACES SHALL BE CONTINUOUS AND UNOBSTRUCTED. ENDS OF HANDRAILS SHALL BE EITHER ROUNDED OR RETURNED SMOOTHLY TO FLOOR, WALL, OR POST.  
 HANDRAILS SHALL NOT ROTATE WITHIN THEIR FITTINGS.  
 THE GROSS SLOPE OF RAMP SURFACES SHALL BE NO GREATER THAN 1:50. OUTDOOR RAMPS AND THEIR APPROACHES SHALL BE DESIGNED SO THAT WATER WILL NOT ACCUMULATE ON WALKING SURFACES.  
 RAMPS AND LANDINGS WITH DROP-OFFS SHALL HAVE CURBS, WALLS, RAILINGS OR PROJECTING SURFACES THAT PREVENT PEOPLE FROM SLIPPING OFF THE RAMP. CURBS SHALL BE A MINIMUM OF 2" HIGH. HANDRAILS SHALL BE PROVIDED ALONG BOTH SIDES OF RAMP SEGMENTS. THE INSIDE HANDRAIL ON SWITCHBACK OR DOGLEG RAMPS SHALL ALWAYS BE CONTINUOUS.  
 RAMP LANDINGS SHALL BE AT LEAST AS WIDE AS THE RAMP RUN LEADING TO IT.

### GENERAL SITE ACCESSIBILITY NOTES

1. ACCESSIBILITY SIGNAGE SHALL COMPLY WITH ADAAG 2010 GUIDELINES SECTION 703.1.
2. SEE SHEET 0003 FOR ACCESSIBLE RAMP AND HANDRAIL DESIGNS WHERE THEY OCCUR.
3. ALL ACCESSIBLE PARKING SPACES AND AREAS THAT SERVE THEM SHALL COMPLY WITH ADAAG 2010 GUIDELINES SECTIONS 502.4 AND 502.5.
4. OPENINGS IN GROUND SURFACES SHALL COMPLY WITH ADAAG 2010 GUIDELINES SECTION 302.3.
5. VERTICAL CHANGES IN ELEVATION ALONG ALL ACCESSIBLE ROUTES SHALL COMPLY WITH ADAAG 2010 GUIDELINES SECTIONS 303.2, 303.3, AND 303.4.
6. PARKING SPACES DESIGNATED AS ACCESSIBLE SHALL INCLUDE THE INTERNATIONAL SYMBOL OF ACCESSIBILITY COMPLYING WITH ADAAG 2010 GUIDELINES SECTIONS 703.1.1 AND 502.6.
7. ALL ACCESSIBLE PARKING SPACES AND ROUTES SERVING THEM SHALL HAVE A ROUGH, SLIP-RESISTANT SURFACE OR LIGHT BROOM FINISH IN COMPLIANCE WITH ADAAG 2010 GUIDELINES SECTION 502.1.



### MOUNTING HEIGHTS

SCALE: 1/4" = 1'-0"

**DAMMON ENGINEERING, INC.**  
 LOUISIANA & MISSISSIPPI  
 Chief Engineer: Brian Mistic, PE  
 554 Old Spanish Trail  
 Slidell, LA 70458  
 www.dammonengineering.com  
 info@dammonengineering.com  
 PH: 985.649.5832 F: 985.641.5950

REVISIONS	DATE
# DESCRIPTION	



**KAIN STAY SUITES**  
 100 MAIN STREET  
 LOT #1 LA HWY 27  
 HACKBERRY, LA 70645  
 JOB No: 2265 DATE: FEBRUARY, 2016  
 DRAWN BY: CKD CHECKED BY: BAM

**GOOS**  
 ACCESSIBILITY INFORMATION  
 SHEET TITLE: KAIN STAY SUITES ACCESSIBILITY INFORMATION  
 DRAWING NUMBER: 0003