PANEL SCHEDULE

PANEL: MDP
LOCATION: LOCATION
FEEDER SOURCE: UTILITY

INTERRUPTING RATING: 35 KAIC

VOLTAGE: 480/277V, 400A, 3Ø, 4W W/MAIN CKT BREAKER
ENCLOSURE: FLUSH MOUNTED WITH EQUIPMENT GND BAR SQUARE-D I-LINE OR EQUAL

CKT NO	THHN WIRE SIZE	LOAD DESCRIPTION / LOCATION	BREAKER AMP	BREAKER POLE	LOAD (VA)	LOAD (VA)	BREAKER POLE	BREAKER AMP	LOAD DESCRIPTION / LOCATION	THHN WIRE SIZE	CKT NO
1					10,808	12750					2
3	#6	AHU-1A, 20 KW HEAT	50	3	8740	12750	3	60	HP-1A	#6	4
5					8740	12750					6
7					8740	12750					8
9	#6	AHU-1B, 20 KW HEAT	50	3	8740	12750	3	60	HP-1B	#6	10
11					8740	12750					12
13					4250	5820					14
15	#10	AHU-2, 20 KW HEAT	30	3	4250	5820	3	30	HP-2	#10	16
17					4250	5820					18
19					5410	5820					20
21	#8	AHU-3, 15 KW HEAT	40	3	5410	5820	3	30	HP-3	#10	22
23					5410	5820					24
25					5410	5820					26
27	#8	AHU-4, 15 KW HEAT	40	3	5410	5820	3	30	HP-4	#10	28
29					5410	5820					30
31					13,040	4155	1	20	AUDITORIUM LIGHTS AND STAGE LIGHTS	#12	32
33	#8	TRANSFORMER T-1, 30KVA, FPR PANEL PP-1	70	3	12,940	4000	1	20	EXIT LIGHTS, NIGHT LIGHTS, EMERGENCY LIGHTS	#12	34
35					12,060	1800	1	20	EAST WING, AUDITORIUM, BATHROOMS AND FOYER LIGHTS	#12	36
37					0	1730	1	20	WEST WING, ALL LIGHTS	#12	38
39		SURGE SUPPRESOR	20	3	0	4200	2	20	PARKING LOT LIGHTS	#12	40
41					0	4200					42
43		PREPARED SPACE				360	1	20	LIGHTING, EXTERIOR WALL PACKS	#12	44
45		PREPARED SPACE							PREPARED SPACE		46
47		PREPARED SPACE							PREPARED SPACE		48

SOLID NEUTRAL
NEUTRAL WIRE (N)

TOTAL CONNECTED LOAD (VA) = 288,115

AØ = 95,795 | BØ = 97,750 | CØ = 94,570

GROUND BUS
GROUND WIRE (G)

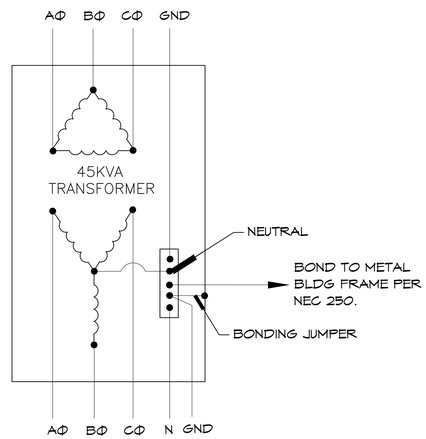

SECONDARY 120/208V

TRANSFORMER NOTES:

TRANSFORMER SHALL BE A 480V - 208Y/120V KVA (AS SCHEDULED) DRY TYPE, WITH NEMA 3R ENCLOSURE.

PANEL SCHEDULE

PANEL: PP1
LOCATION: WIRE CLOSET
FEEDER SOURCE: UTILITY

INTERRUPTING RATING: 10 KAIC

VOLTAGE:
ENCLOSURE: 208/120V, 125A, 3Ø, 4W, W/MAIN CKT BREAKER FLUSH MOUNTED WITH EQUIPMENT GND BAR SQUARE-D QOB OR EQUAL

CKT NO	THHN WIRE SIZE	LOAD DESCRIPTION / LOCATION	BREAKER AMP	BREAKER POLE	LOAD (VA)	LOAD (VA)	BREAKER POLE	BREAKER AMP	LOAD DESCRIPTION / LOCATION	THHN WIRE SIZE	CKT NO
1	#6	AHU-5, 8 KW HEAT	45	2	3140	2600	2	30	HP-5	#10	2
3					3140	2600					4
5	#12	RECEPTACLES, EAST WING	20	1	1260	1260	1	20	RECEPTACLES, EAST WING	#12	6
7	#12	RECEPTACLES, AUDITORIUM	20	1	1260	1260	1	20	RECEPTACLES, FOYER	#12	8
9	#12	RECEPTACLES, BACK STAGE AUDITORIUM	20	1	1440	1080	1	20	RECEPTACLES, ON STAGE, AUDITORIUM	#12	10
11	#12	RECEPTACLES, WEST WING	20	1	1080	1260	1	20	RECEPTACLES, WEST WING	#12	12
13	#12	FIRE ALARM EQUIPMENT	20	1	180		1	20	SPARE		14
15	#12	FIRE ALARM EQUIPMENT	20	1	180		1	20	SPARE		16
17	#12	RECEPTACLES, WEST WING	20	1	1260	1440	1	20	RECEPTACLES, WEST WING	#12	18
19	#12	LIGHTING CONTACTOR	20	1	100	2250	2	30	HVV-3	#10	20
21	#10	HVV-1	30	2	2250	2250					22
23					2250	2250	2	30	HVV-2	#10	24
25		PREPARED SPACE									26
27		PREPARED SPACE							PREPARED SPACE		28
29		PREPARED SPACE							PREPARED SPACE		30
31		PREPARED SPACE							PREPARED SPACE		32
33		PREPARED SPACE							PREPARED SPACE		34
35		PREPARED SPACE							PREPARED SPACE		36
37		PREPARED SPACE							PREPARED SPACE		38
39		PREPARED SPACE							PREPARED SPACE		40
41		PREPARED SPACE							PREPARED SPACE		42

SOLID NEUTRAL
NEUTRAL WIRE (N)

TOTAL CONNECTED LOAD (VA) = 38,040

AØ = 13,040 | BØ = 12,940 | CØ = 12,060

GROUND BUS
GROUND WIRE (G)

ELECTRICAL LOAD SUMMARY

POWER COMPANY:	WASHINGTON SAINT TAMMANY				
PROJECT NAME:	NEW AUDITORIUM, POPE JOHN PAUL HIGH SCHOOL				
PROJECT ADDRESS:	19.01 JAGUAR DR.				
CITY TOWN:	SLIDELL, LOUISIANA 70461				
INTENDED USER:	HIGH SCHOOL				
REQUIRED SERVICE:	480/277 VOLTS	3 PHASE	4 WIRE		
SERV ENTR SIZE:	400 AMPS				
HVAC TONNAGE:	73 TONS				
LARGEST MOTOR:	HP	NOTE: MOTORS ABOVE 20 HP MAY REQUIRE REDUCED VOLTAGE STARTING AND ARE NEVER RECOMMENDED FOR USE WITH 240/120V, 1 PH, 3 W SERVICE			
TOTAL BUILDING SQUARE FOOTAGE:	10600 S.F.				
INDIVIDUAL UNIT SQUARE FOOTAGE:	0 S.F.				
INDIVIDUAL UNIT DESIGNATION:	(MULT OCCUPANCY)				

LOAD SOURCE	1Φ KVA	3Φ KVA	OR	1Φ KW	3Φ KW
BUILDING LIGHTING		11.7			
ELECTRIC WATER HEATING		13.5			
HEAT PUMPS		134.1			
SUPPLEMENTAL HEAT SYSTEMS		106.9			
AIR COND CONDENSING UNITS		0.0			
ELEC HEATING (PRIMARY) AHUS		0.0			
COOKING		N/A			
REFRIGERATION		N/A			
RECEPTACLES (STANDARD)		13.1			
RECEPTACLES (COMPUTER)		N/A			
TOTAL MOTORS (EXCLUDE HVAC)		N/A			
EXTERIOR LIGHTING		8.8			
MISCELLANEOUS - CEILING FANS					
OTHER					
TOTAL CONNECTED LOAD	0.0	288.1		0.0	0.0

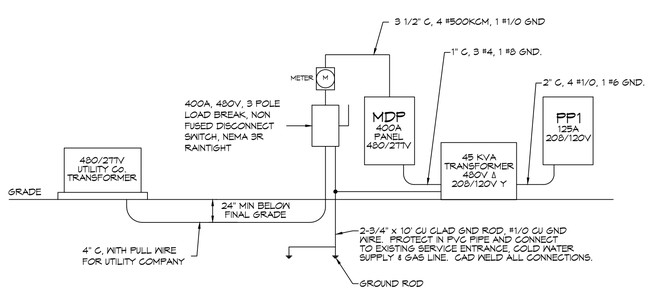

ONE LINE DIAGRAM

SCALE: NTS

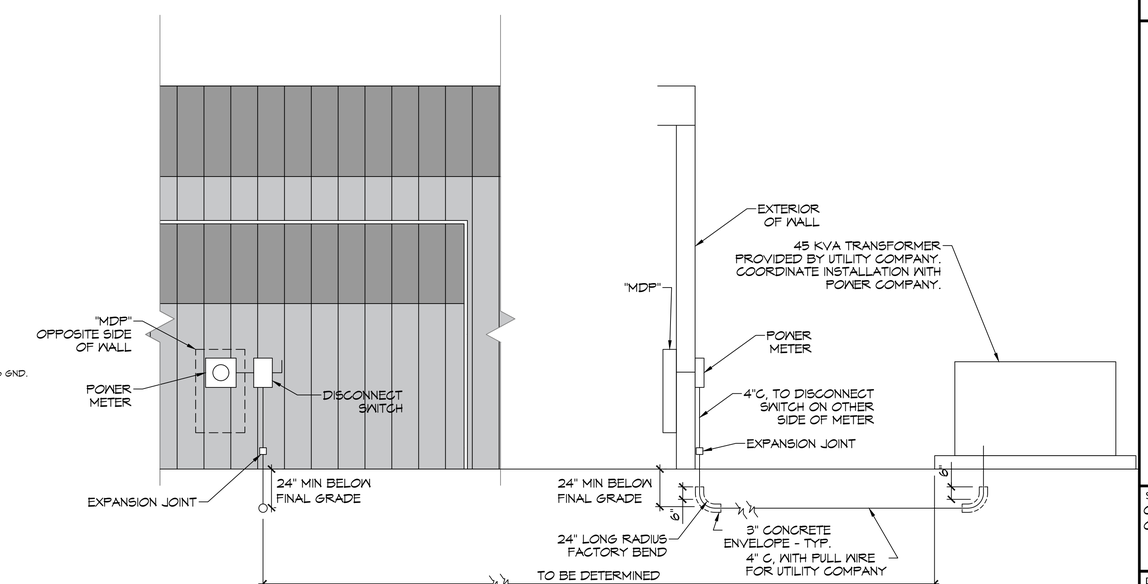

ELECTRICAL SERVICE DETAIL

SCALE: NTS

DAMMON ENGINEERING, INC.
LOUISIANA & MISSISSIPPI
www.dammonengineering.com
www.dammonengineering.com
PH: 985.649.5832 F: 985.641.5950
Chief Engineer: Brian Mistich, PE
1550 Gause Blvd.
Slidell, LA 70458

#	DESCRIPTION	DATE

REVISIONS

STATE OF LOUISIANA
BRIAN A. MISTICH
License No. 30187
PROFESSIONAL ENGINEER

NEW AUDITORIUM
POPE JOHN PAUL II HIGH SCHOOL
1901 JAGUAR DR.
SLIDELL, LA 70461

JOB No:	2522	DATE:	04-10-2026
DRAWN BY:	CKD	CHECKED BY:	BAM

THIS DRAWING AND SPECIFICATION, OR ANY PART THEREOF, AS INSTRUMENTS OF SERVICE, IS THE PROPERTY OF DAMMON ENGINEERING, INC. AND MAY BE USED ONLY FOR THE PROJECT FOR WHICH IT WAS PREPARED AND PUBLISHED UNLESS WRITTEN CONSENT OF DAMMON ENGINEERING, INC. IS OBTAINED. THIS DRAWING AND SPECIFICATION, OR ANY PART THEREOF, MAY NOT BE USED FOR OTHER PROJECTS OR ADDITIONS TO THIS PROJECT BY OTHERS.

SHEET TITLE:
CIRCUIT PANELS AND ONE-LINE DIAGRAM

DRAWING NUMBER:
E103

SHEET No: 20 of 20

FILE NAME: J:\- Schools Projects\2522 - Pope John Paul Sidell Auditorium\Current Drawings\E103 - Electric Circuit Panels & One-Line.dwg PLOT DATE & TIME: Friday, April 10, 2026 7:33:49 AM