FILE NAME: J:\- CHURCHES\First Pentecostal Church Don Bryant\Current Drawings\A102 - Elevation Plan.dwg PLOT DATE & TIME: Monday, February 24, 2025 1:01:19 PM

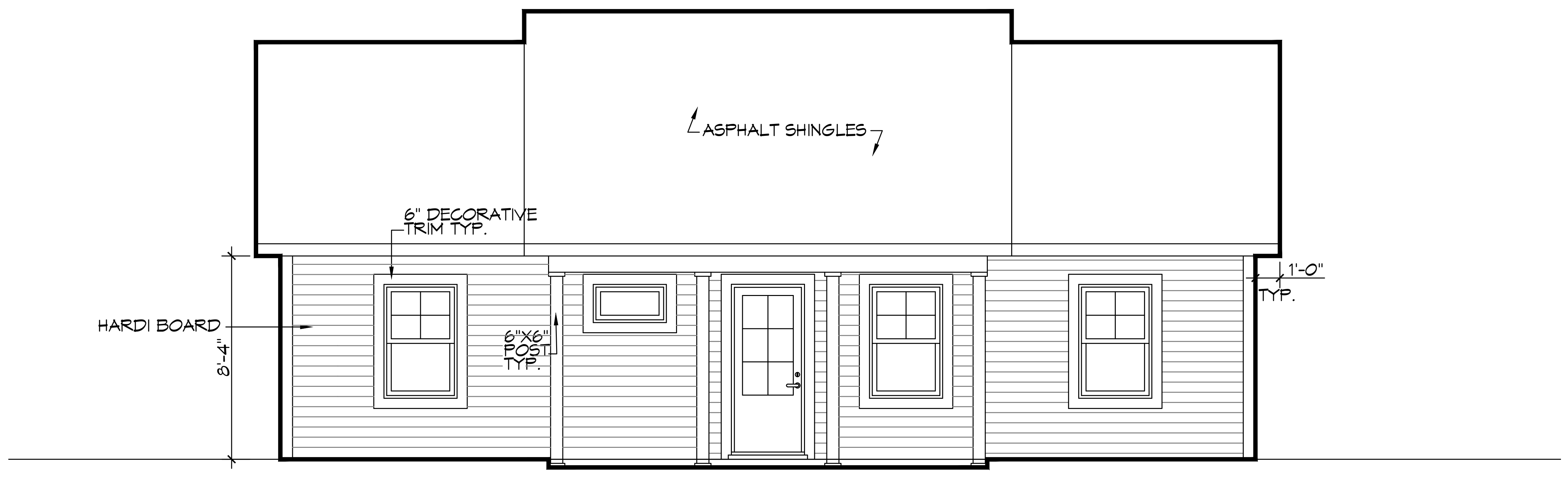
ASPHALT SHINGLES
6" DECORATIVE TRIM TYP.
HARDI BOARD
8'-4"
6"X6" POST TYP.
1'-0" TYP.

2 FRONT ELEVATION PLAN
SCALE: 1/4" = 1'-0"

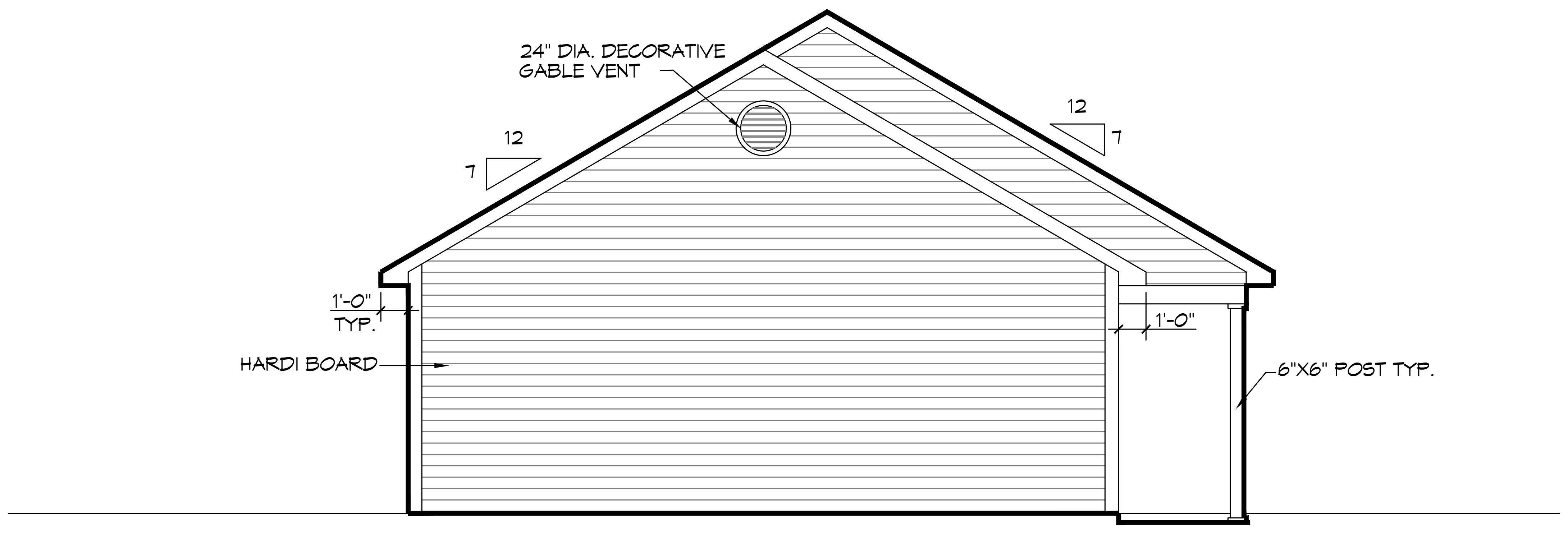
24" DIA. DECORATIVE GABLE VENT
12
7
12
7
1'-0" TYP.
HARDI BOARD
1'-0"
6"X6" POST TYP.

3 LEFT ELEVATION PLAN
SCALE: 1/4" = 1'-0"

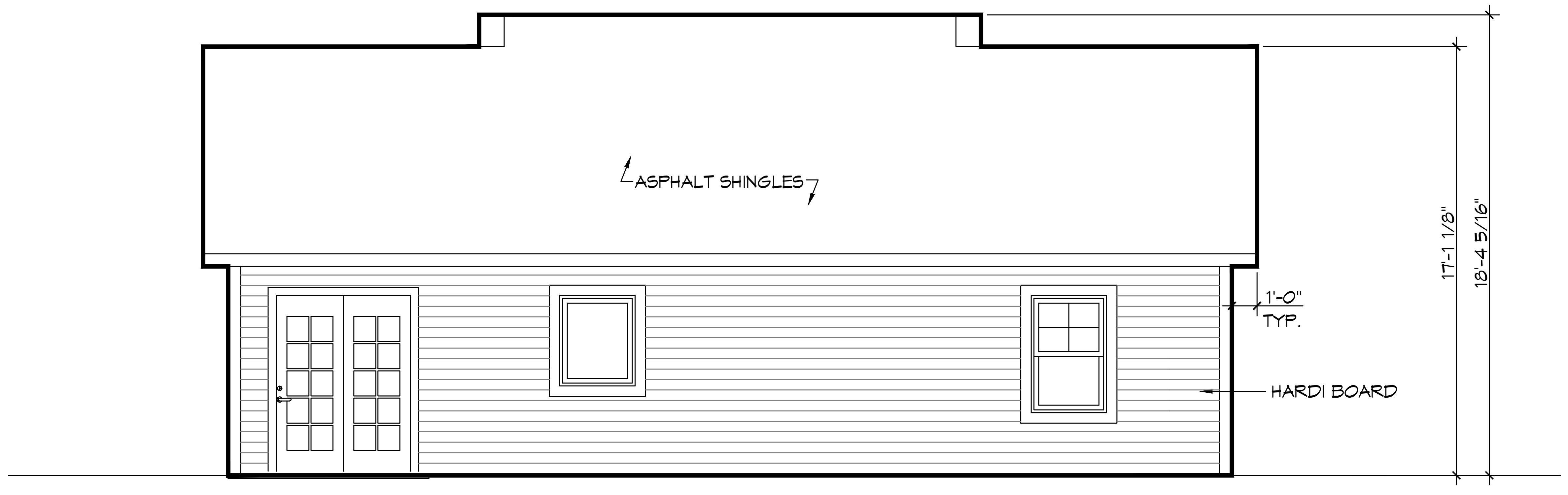
ASPHALT SHINGLES
1'-0" TYP.
HARDI BOARD
17'-1 1/8"
18'-4 5/16"

4 REAR ELEVATION PLAN
SCALE: 1/4" = 1'-0"

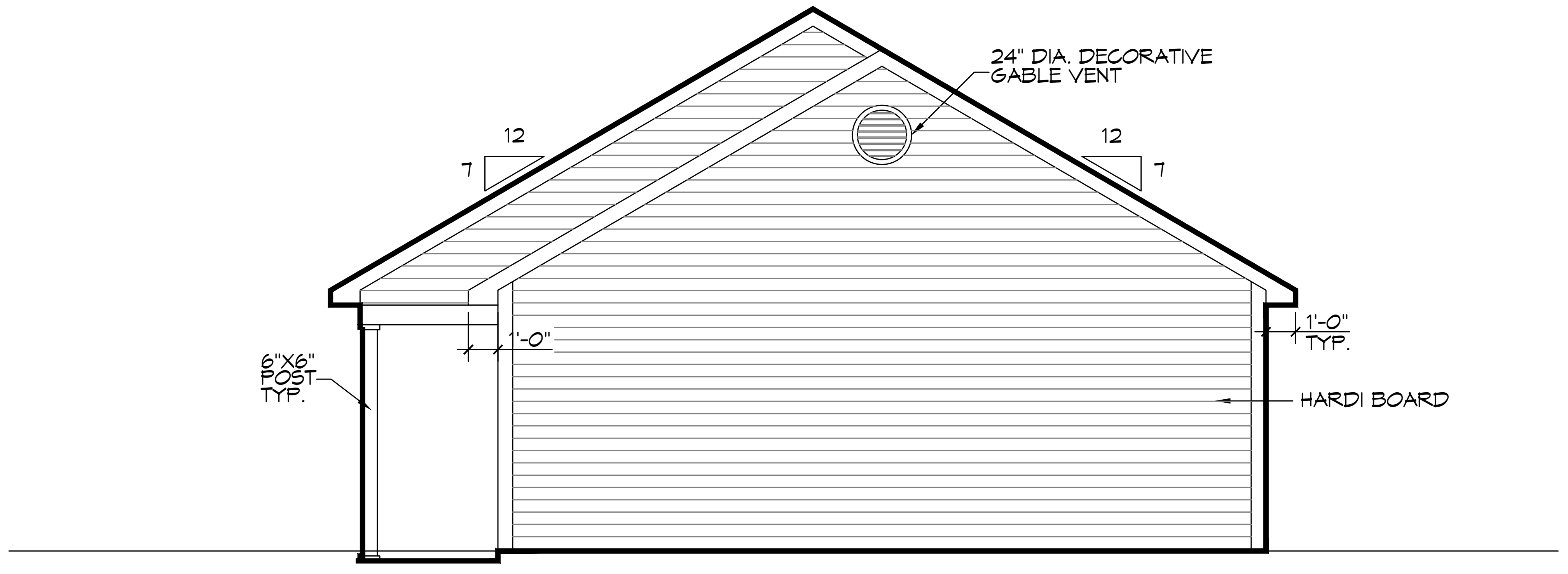
24" DIA. DECORATIVE GABLE VENT
12
7
12
7
6"X6" POST TYP.
1'-0"
1'-0" TYP.
HARDI BOARD

5 RIGHT ELEVATION PLAN
SCALE: 1/4" = 1'-0"

DAMMON
ENGINEERING, INC.
LOUISIANA & MISSISSIPPI
Chief Engineer: Brian Mistich, PE
554 Old Spanish Trail
Slidell, LA 70458
www.dammonengineering.com
info@dammonengineering.com
PH: 985.649.5832

REVISIONS

#	DESCRIPTION	DATE

SEAL:

FIRST PENTECOSTAL CHURCH

388 ROBERT BLVD
SLIDELL, LA, 70458

JOB No:
DATE: 02-20-2025
DRAWN BY: SCW
CHECKED BY: CKD

The above drawings and specifications, designs and arrangements represented thereby are and shall remain the property of Dammon Engineering, and no part thereof shall be copied, disclosed to others, or used in connection with any work or project other than the specific project for which the have been prepared and developed without written consent of Dammon Engineering. Visual contact with these drawings or specifications shall constitute conclusive evidence of acceptance of these restrictions.

SHEET TITLE:
EXTERIOR ELEVATION PLAN

DRAWING NUMBER:
A102

SHEET No: 2 of 2