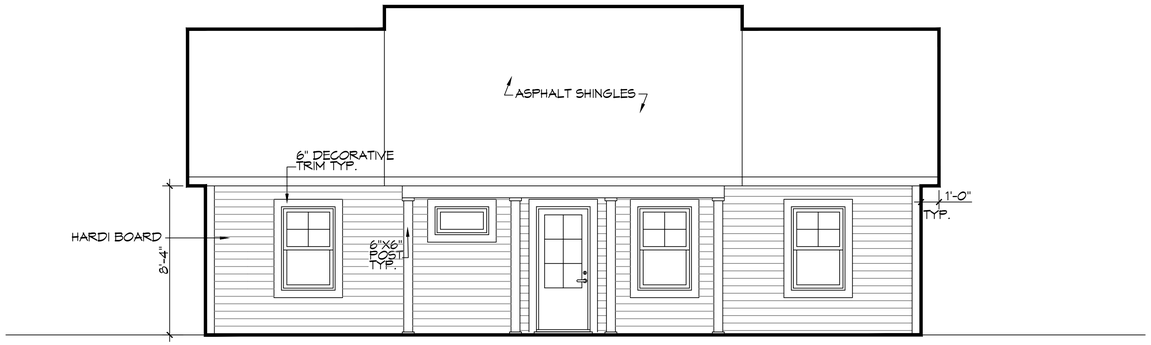

2 FRONT ELEVATION PLAN
SCALE: 1/4" = 1'-0"

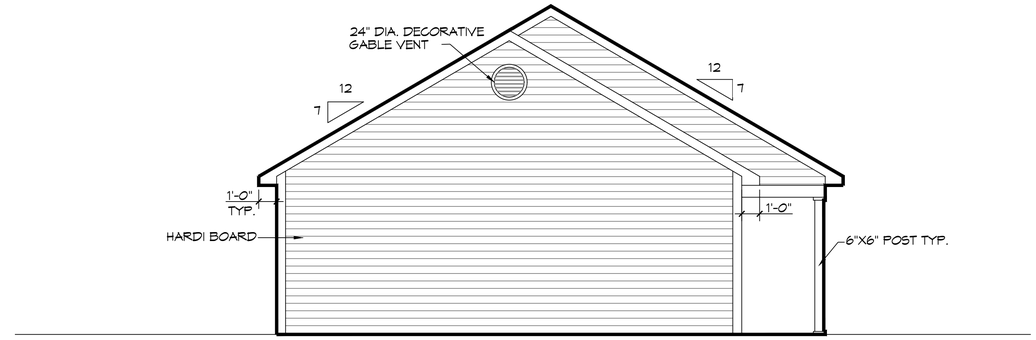

3 LEFT ELEVATION PLAN
SCALE: 1/4" = 1'-0"

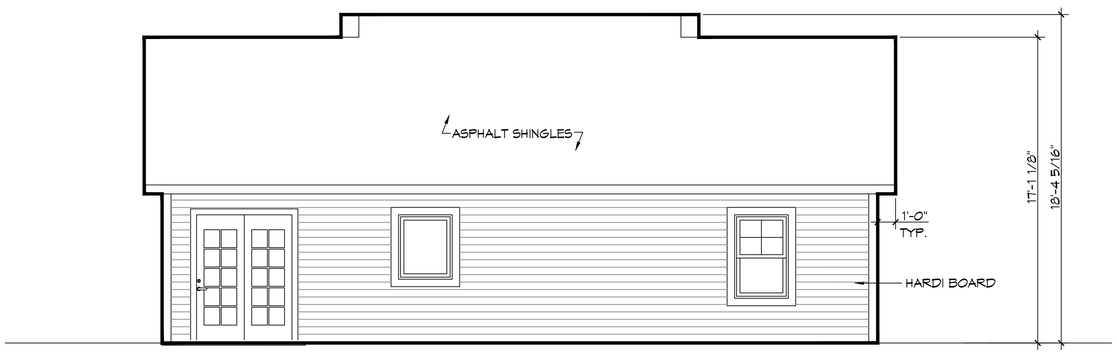

4 REAR ELEVATION PLAN
SCALE: 1/4" = 1'-0"

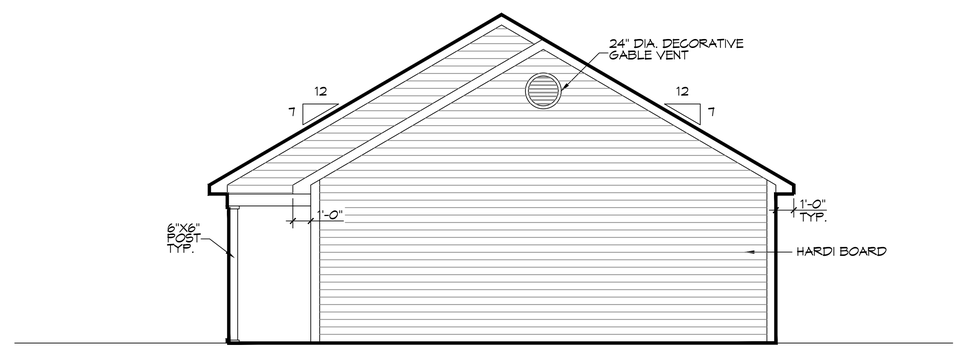

5 RIGHT ELEVATION PLAN
SCALE: 1/4" = 1'-0"

DAMMON ENGINEERING, INC.
LOUISIANA & MISSISSIPPI
www.dammonengineering.com
info@dammonengineering.com
PH: 985.649.5832
Chief Engineer: Brian Mistich, PE
5547 Highway 190 Service Road
Slidell, LA 70458

REVISIONS

#	DESCRIPTION	DATE

SEAL:

FIRST FENTECOSTAL CHURCH
388 ROBERT BLVD
SLIDELL, LA 70458

JOB No:
DATE: 02-20-2025
DRAWN BY: SCA
CHECKED BY: CAD

THIS DOCUMENT, THE PHYSICAL FORM AND KIND OF DESIGN, THE IDEAS, DESIGNS AND PLANS EXPRESSED OR INCORPORATED IN IT, AND THE RIGHTS OF COPYRIGHT AND OTHER PROPERTY RIGHTS PERTAINING THERETO, ARE THE PROPERTY OF DAMMON ENGINEERING, INC. THIS DOCUMENT IS TO BE RETURNED UPON REQUEST. IT IS LOANED FOR THE PROJECT SPECIFIED, WHICH HAS BEEN PREPARED AND DEVELOPED WITHOUT, AND WITH NO CONSIDERATION FROM, ANY OTHER PERSON OR ENTITY. NO OTHER USE IS PERMITTED WITHOUT THE WRITTEN CONSENT OF DAMMON ENGINEERING, INC.

SHEET TITLE:
EXTERIOR ELEVATION PLAN

DRAWING NUMBER:
A102

SHEET No: 2 of 2

FILE NAME: J:\C - CHURCHES\First Pentecostal Church Doc Bryant\Current Drawings\A102 - Elevation Plan.dwg PLOT DATE & TIME: Thursday, February 20, 2025 11:24:59 AM