FINISH SCHEDULE

ROOM	FLOOR	BASE	WALLS NORTH	WALLS EAST	WALLS SOUTH	WALLS WEST	CEILING	NOTES
LIVING ROOM	VINYL PLANK	6" WOOD BASE	1/2" GNB	1/2" GNB	1/2" GNB	1/2" GNB	1/2" GNB	
KITCHEN	VINYL PLANK	6" WOOD BASE	1/2" GNB	1/2" GNB	1/2" GNB	1/2" GNB	1/2" GNB	
HALL	VINYL PLANK	6" WOOD BASE	1/2" GNB	1/2" GNB	1/2 " GNB	1/2" GNB	1/2" GNB	
BEDROOMS	VINYL PLANK	6" WOOD BASE	1/2" GNB	1/2" GNB	1/2" GNB	1/2" GNB	1/2" GNB	
BATHROOM	CERAMIC 8" HEXAGON	CERAMIC	1/2" MR GNB	1/2" MR GNB	1/2" MR GNB	1/2" MR GNB	1/2" MR GNB	PENNY TILE INSTALLED IN SHOWER PAN WITH LINEAR DRAIN. 12"X24" SHOWER WALL TILE INSTALLED TO CEILING
UTILITY ROOM	CERAMIC 8" HEXAGON	CERAMIC	1/2" GNB	1/2" GNB	1/2" GNB	1/2" GNB	1/2" GNB	PAINT WALLS WITH TWO PART EPOXY

NOTE - (MR) MOLD RESISTANT

NOTE: OWNER TO PICK ALL FINISHES

SQUARE FEET

LIVING	1040
FRONT PORCH	84
TOTAL SQ. FT.	1124

WINDOW SCHEDULE

MK	WIDTH	HEIGHT	FRAME MAT	NOTES
W01	3'-0"	5'-0"	VINYL	WHITE VINYL SINGLE HUNG INSULATED
W02	3'-0"	3'-0"	VINYL	WHITE VINYL SINGLE HUNG INSULATED
W03	3'-0"	1'-0"	VINYL	FIXED WHITE VINYL WINDOW INSULATED

NOTE: OWNER TO PICK ALL WINDOW STYLES

DOOR SCHEDULE

MK	WIDTH	HEIGHT	THK	DOOR MAT	FRAME MAT	NOTES
D01	3'-0"	6'-10"	1-3/4"	WOOD	WOOD	EXTERIOR DOOR
D02	(2)3'-0"	6'-10"	1-3/4"	WOOD	WOOD	EXTERIOR SLIDING DOUBLE DOOR
D03	3'-0"	6'-8"	1-3/4"	WOOD	WOOD	INTERIOR DOOR
D04	1'-8"	6'-8"	1-3/4"	WOOD	WOOD	INTERIOR DOOR FOR LINEN CLOSET
D05	(2)3'-0"	6'-8"	1-3/4"	WOOD	WOOD	INTERIOR DOUBLE ACCORDION DOORS

NOTE: OWNER TO PICK ALL DOOR STYLES

NOTE; ALL EXTERIOR WINDOWS AND DOORS ASSEMBLES TO BE RATED FOR 140 MPH WINDS AND SHALL BE MISSILE IMPACT RESISTANT.

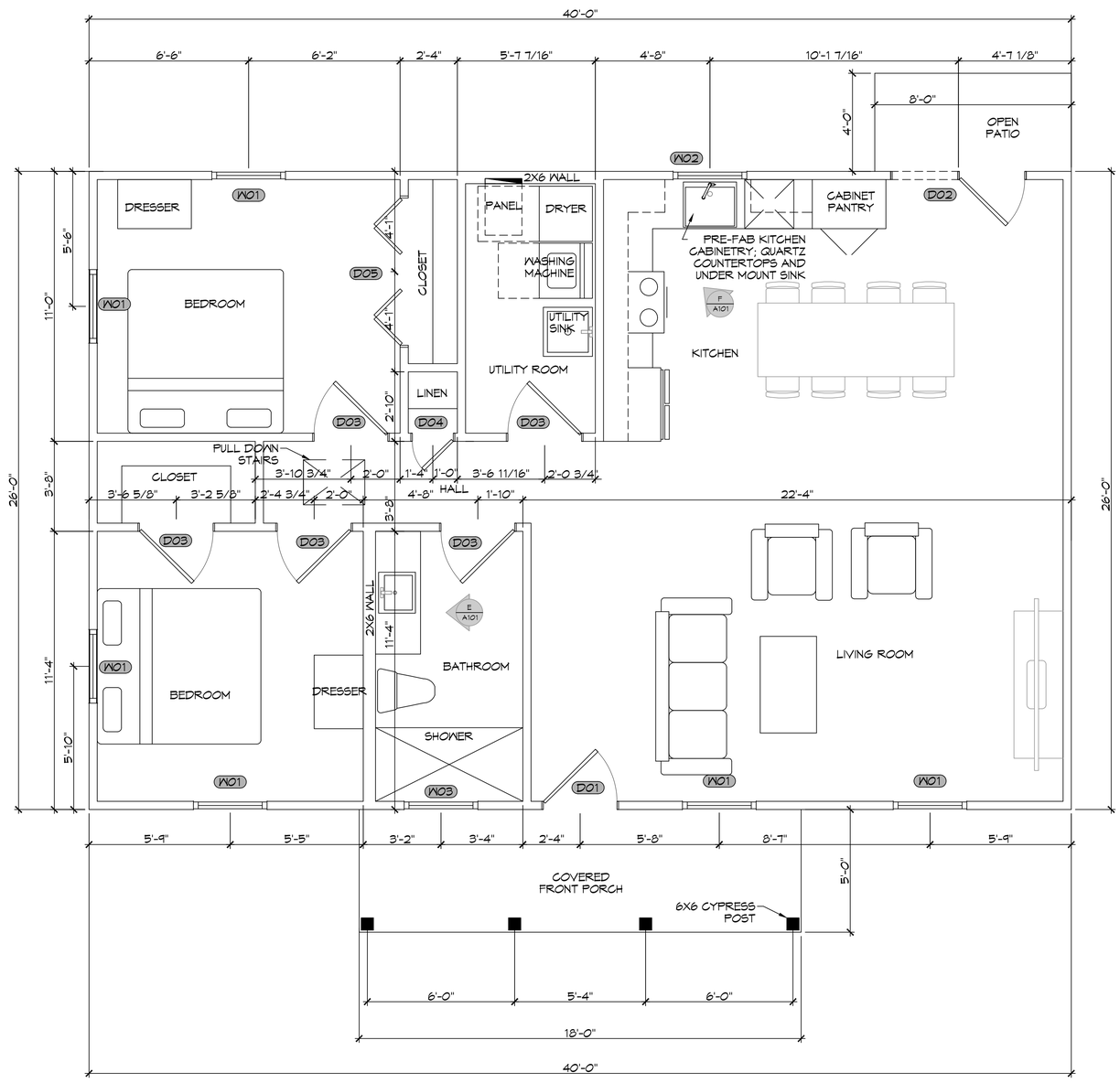

7 FIRST FLOOR PLAN

SCALE: 3/8" = 1'-0"

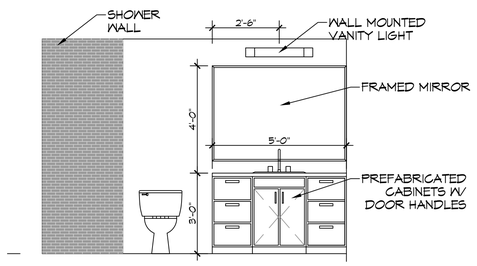

E A101 | A101 BATHROOM

SCALE: 3/8" = 1'-0" INTERIOR ELEVATION

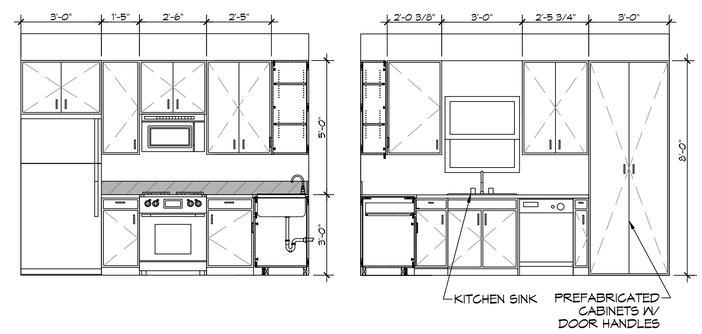

F A101 | A101 KITCHEN

SCALE: 3/8" = 1'-0" INTERIOR ELEVATION

DAMMON ENGINEERING, INC.
LOUISIANA & MISSISSIPPI
www.dammoneng.com
info@dammoneng.com
PH: 985.649.5832
Chief Engineer: Brian Mistich, PE
554 Highway 190 East
Slidell, LA 70458

REVISIONS

#	DESCRIPTION	DATE

STATE OF LOUISIANA
BRIAN A. MISTICH
License No. 30187
PROFESSIONAL ENGINEER

FIRST PENTECOSTAL CHURCH
305 ROBERT BLVD
SLIDELL, LA 70458

DATE: 03-24-2025
JOB No: SCALE: CHECKED BY: CAD
DRAWN BY:

THE INFORMATION, DESIGNS AND DRAWINGS CONTAINED HEREIN ARE THE PROPERTY OF DAMMON ENGINEERING, INC. AND SHALL NOT BE REPRODUCED IN ANY MANNER OR PROPERTY DISCLOSED TO OTHERS WITHOUT WRITTEN CONSENT OF DAMMON ENGINEERING, INC. THE SUBJECT PROJECT FOR WHICH THEY HAVE BEEN PREPARED AND ISSUED WITHOUT WRITTEN CONSENT OF DAMMON ENGINEERING, INC. SHALL BE DEEMED TO BE THE PROJECT OF ORIGINAL INTENT.

SHEET TITLE:
FLOOR PLAN

DRAWING NUMBER:
A101

SHEET No: 7 of 11

FILE NAME: J:\-- DAMMONS\First Pentecostal Church Slidell Report\Current Drawings\A101 - Floor Plan.dwg PLOT DATE & TIME: Monday, July 7, 2025 2:18:28 PM

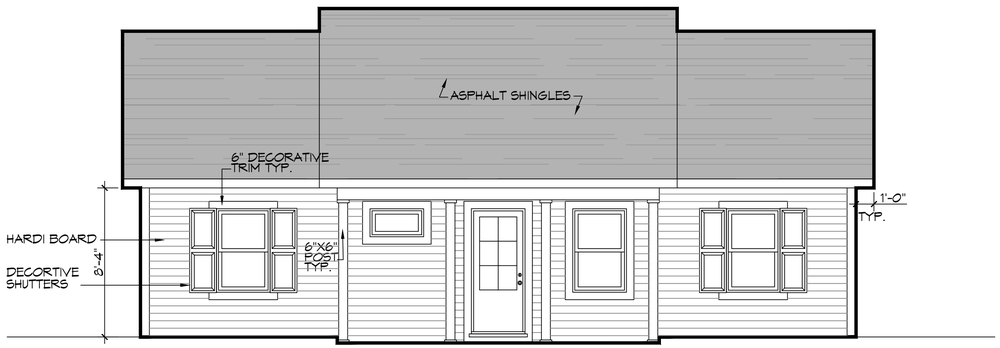

8 WESTSIDE ELEVATION PLAN
SCALE: 1/4" = 1'-0"

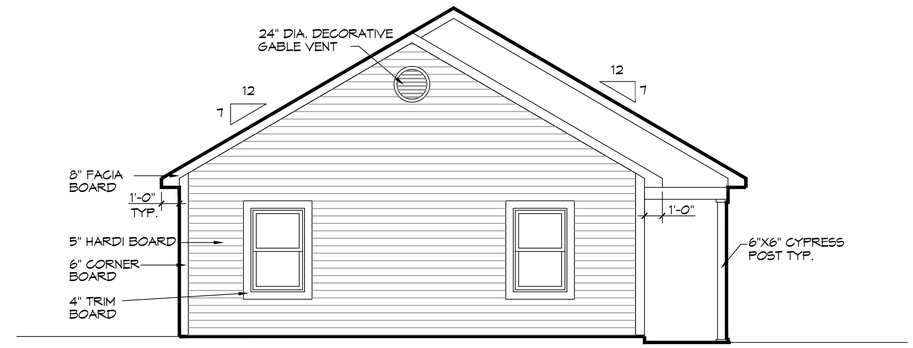

10 FRONT ELEVATION PLAN
SCALE: 1/4" = 1'-0"

9 EASTSIDE ELEVATION PLAN
SCALE: 1/4" = 1'-0"

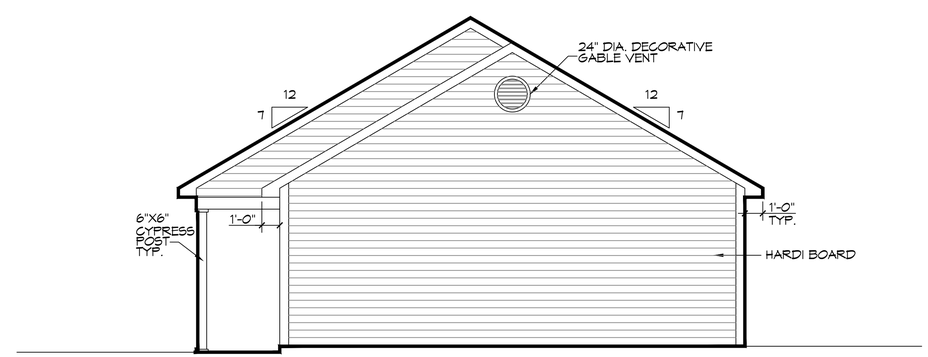

11 REAR ELEVATION PLAN
SCALE: 1/4" = 1'-0"

DAMMON ENGINEERING, INC.
LOUISIANA & MISSISSIPPI

www.dammonengineering.com
info@dammonengineering.com
PH: 985.649.5832

Chief Engineer: Brian Mistich, PE
5544 Crown Trail
Slidell, LA 70458

#	DESCRIPTION	DATE

REVISIONS

STATE OF LOUISIANA
BRIAN A. MISTICH
License No. 30187
PROFESSIONAL ENGINEER

FIRST FRENCH ECUMENICAL

336 ROBERT BLVD
SLIDELL, LA. 70458

DATE: 03-24-2025
CHECKED BY: BAM
JOB No: SCA
DRAWN BY:

These plans remain the property of Dammon Engineering, Inc. and are not to be used for any other project than that for which the plans were prepared and developed without written consent of Dammon Engineering, Inc. Dammon Engineering, Inc. assumes no responsibility for any other project than that for which the plans were prepared and developed without written consent of Dammon Engineering, Inc.

SHEET TITLE:
EXTERIOR ELEVATION PLAN

DRAWING NUMBER:
A102

SHEET No: 8 of 11

FILE NAME: J:\~ DAMMON\Drs\ Permanent\ Church Doc Board\Current Drawings\A102 - Elevation Plan.dwg PLOT DATE & TIME: Monday, July 7, 2025 2:18:18 PM