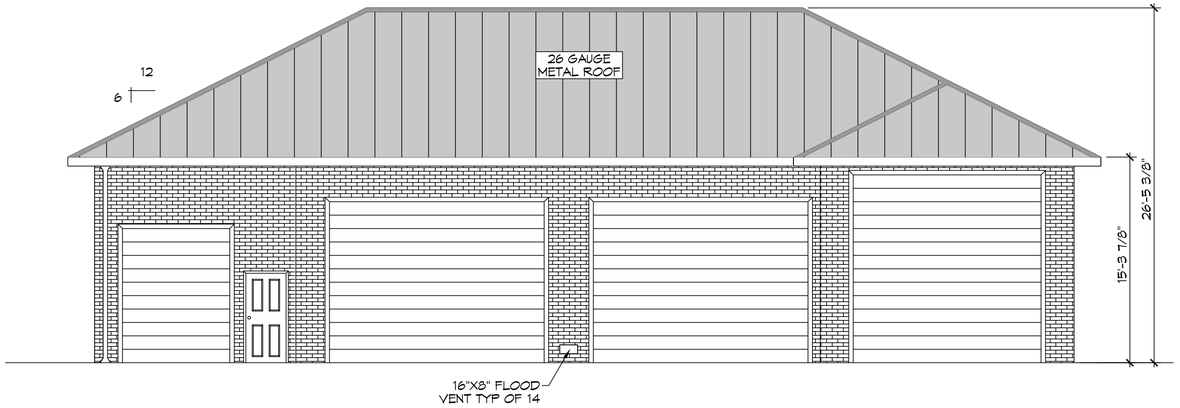

2 FRONT ELEVATION PLAN
SCALE: 3/16" = 1'-0"

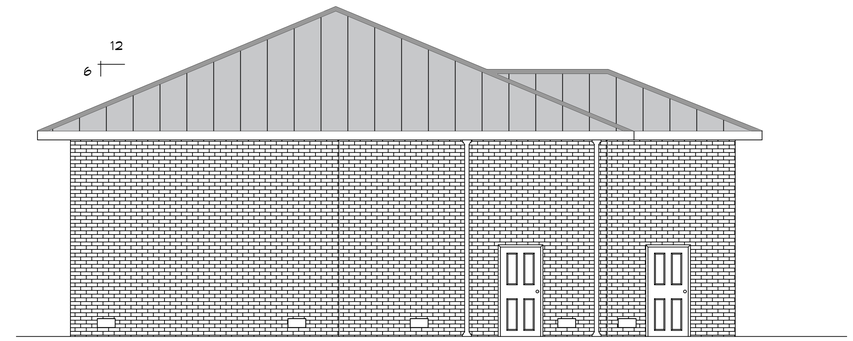

3 LEFT ELEVATION PLAN
SCALE: 3/16" = 1'-0"

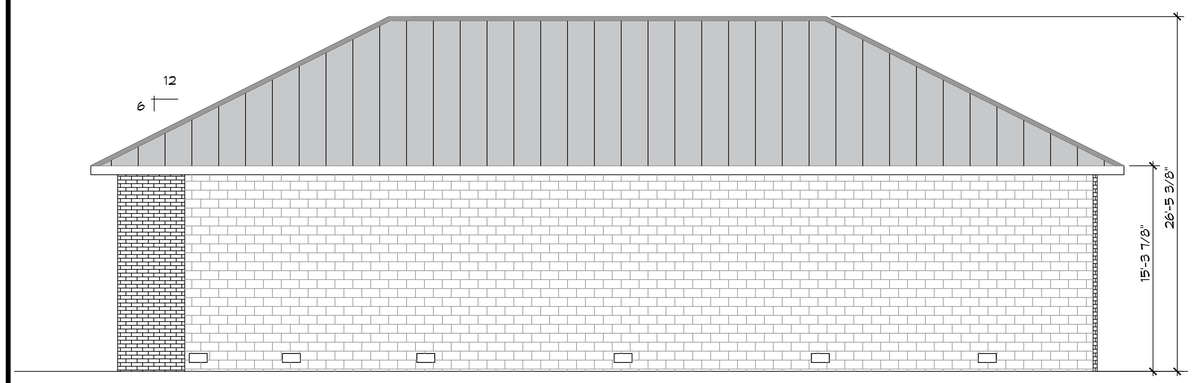

4 REAR ELEVATION PLAN
SCALE: 3/16" = 1'-0"

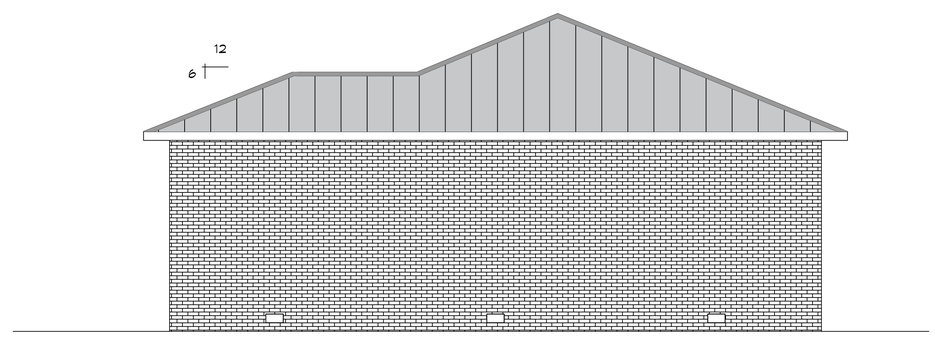

5 RIGHT ELEVATION PLAN
SCALE: 3/16" = 1'-0"

DAMMON ENGINEERING, INC.
LOUISIANA & MISSISSIPPI
www.dammonengineering.com
info@dammonengineering.com
PH: 985.649.5832
Chief Engineer: Brian Mistich, PE
5544 Highway 190 East Service Road
Slidell, LA 70458

REVISIONS

#	DESCRIPTION	DATE

SEAL:

GARAGE PLAN

BILL BROCHERT GARAGE PLAN

2143 BAYOU LANE
SLIDELL, LA 70458

JOB No:	
DATE:	10-22-2024
DRAWN BY:	SCA
CHECKED BY:	CASD

All rights reserved. The ideas and designs incorporated in this document, in all forms and media, are the property of Dammon Engineering, and shall not be altered or used for any purpose or project other than those for which they are prepared or provided, without written consent of Dammon Engineering. Visual contact with these drawings or specifications shall constitute conclusive evidence of acceptance of these restrictions.

SHEET TITLE:
EXTERIOR ELEVATION PLAN

DRAWING NUMBER:
A102

SHEET No: 2 of 2

FILE NAME: J:\- Foundations or Structural Only\Bill Brochert Garage Slidell\Current Drawings\A102 - Elevation Plan.dwg PLOT DATE & TIME: Tuesday, October 22, 2024 8:15:30 AM