19 FRONT ELEVATION PLAN
SCALE: 1/4" = 1'-0"

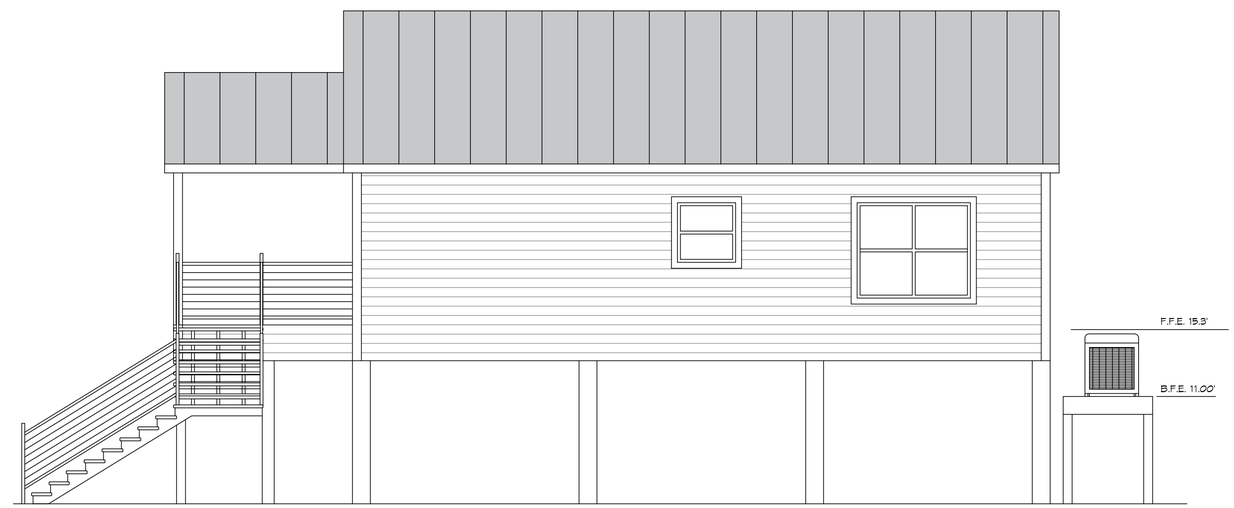

20 RIGHT ELEVATION PLAN
SCALE: 1/4" = 1'-0"

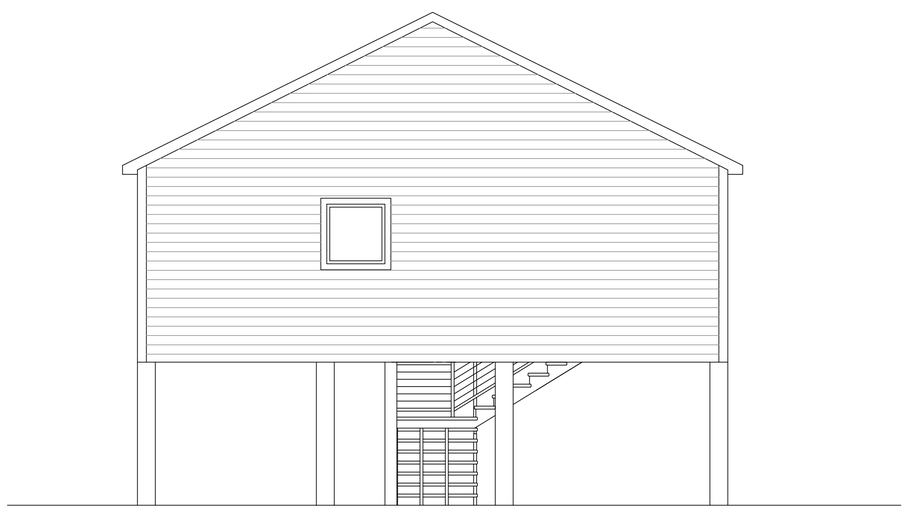

21 REAR ELEVATION PLAN
SCALE: 1/4" = 1'-0"

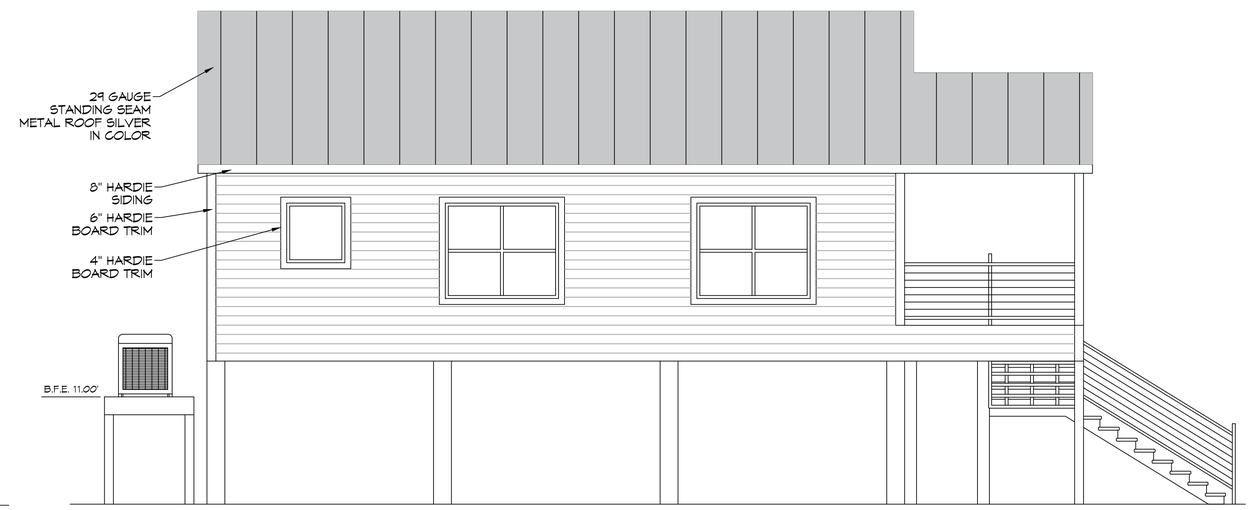

22 LEFT ELEVATION PLAN
SCALE: 1/4" = 1'-0"

DAMMON ENGINEERING, INC.
LOUISIANA & MISSISSIPPI
www.dammonengineering.com
info@dammonengineering.com
PH: 985.649.5832
Chief Engineer: Brian Mistich, PE
5547 Highway 77 Suite 4
Sidell, LA 70458

#	DESCRIPTION	DATE

REVISIONS

SEAL:

NEW HOUSE PLAN

BOBBY HARRISON

3030 CAREY DRIVE
SLIDELL, LOUISIANA
70458

JOB No:		DATE:	03-16-2026
DRAWN BY:	CKD	CHECKED BY:	BAK

THIS PLAN AND SPECIFICATION IS THE PROPERTY OF DAMMON ENGINEERING, INC. THE REPRODUCTION, IN WHOLE OR IN PART, OF ANY PORTION OF THIS PLAN WITHOUT THE WRITTEN PERMISSION OF DAMMON ENGINEERING, INC. IS PROHIBITED. ONLY THE OWNER OF THE PROJECT FOR WHICH THIS PLAN HAS BEEN PREPARED AND DEVELOPED, WITHOUT WRITTEN CONSENT OF DAMMON ENGINEERING, INC., MAY USE THE PLAN AND SPECIFICATION PREPARED FOR THE PROJECT.

SHEET TITLE:
ELEVATION PLAN

DRAWING NUMBER:
A102

SHEET No: 8 of 11

FILE NAME: J:\1-Foundations or Structural SOV\Bobby Harrison\Current Drawings\A102 - Elevation Plan.dwg, PLOT DATE & TIME: Monday, March 16, 2026 3:58:16 PM