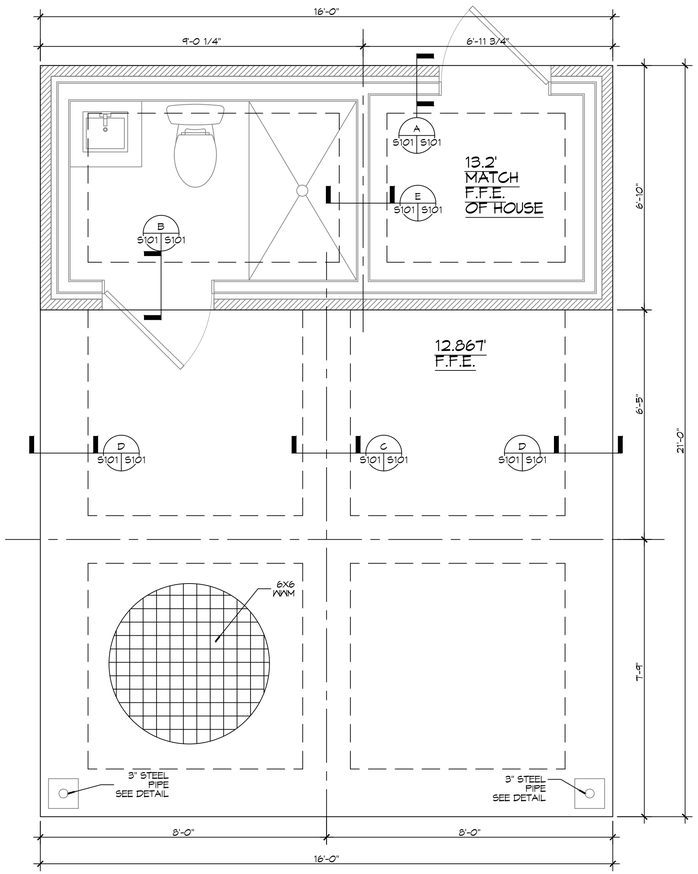

6 FOUNDATION PLAN

SCALE: 1/2"= 1'-0"

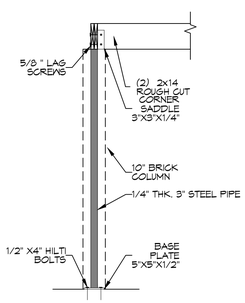

STEEL PIPE DETAIL

SCALE: 3/8"= 1'-0"

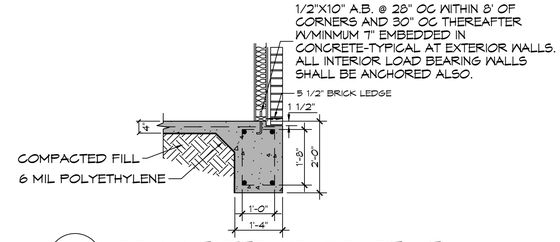

A S101 S101 BRICK EXTERIOR GRADE BEAM

SCALE: N.T.S

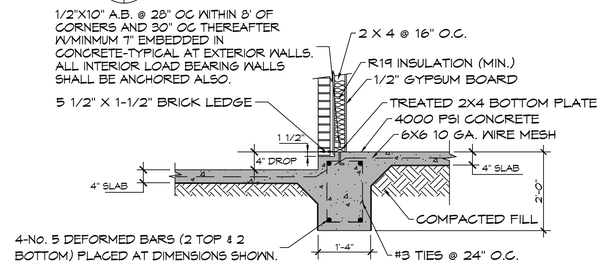

B S101 S101 EXTERIOR GRADE BEAM

SCALE: N.T.S

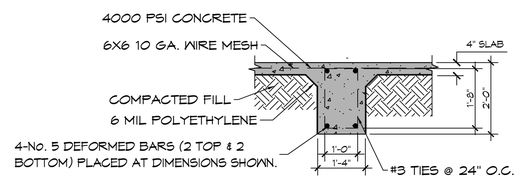

C S101 S101 INTERIOR GRADE BEAM

SCALE: N.T.S

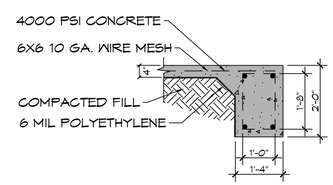

D S101 S101 INTERIOR GRADE BEAM

SCALE: N.T.S

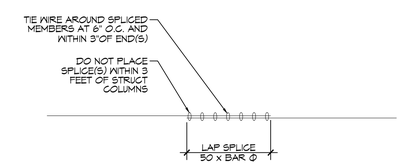

REBAR SPLICE

SCALE: 1/2" = 1' - 0"

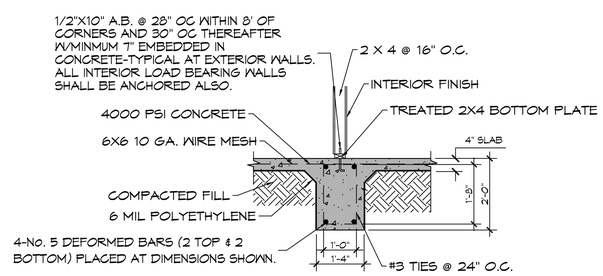

E S101 S101 INTERIOR GRADE BEAM

SCALE: N.T.S

FOUNDATION NOTES

1. ALL DIMENSIONS ARE EDGE OF CONCRETE (EOC) TO EDGE OF CONCRETE (EOC) UNLESS NOTED OTHERWISE.
2. VERIFY ALL PLUMBING ROUGH-IN LOCATIONS ON ARCHITECTURAL DWGS.
3. CONCRETE MIX SHALL HAVE A MINIMUM COMPRESSIVE STRENGTH OF 4000 PSI AT 28 DAYS. CONCRETE MIX SHALL BE IN ACCORDANCE WITH ACI-318.
4. ALL CONVENTIONAL REINFORCING STEEL SHALL MEET ASTM-A615 (GRADE 60).
5. TWO LAYER OF POLYETHYLENE VAPOR BARRIER SHALL BE PLACED UNDER ALL CONCRETE. VAPOR RETARDER TO BE MINIMUM 6 MIL, THICKNESS; ASTM E 1745 CLASS A, PERMEANCE LESS THAN 0.01 PERMS, EQUAL TO STEGO INDUSTRIES STEGO WRAP, ECOSHIELD-E 15 MIL BY EPRO, OR IRONBAR 15 BY FLATIRON FILMS. PROVIDE APPROPRIATE ACCESSORIES FOR A COMPLETE SYSTEM.
6. ALL MESH SHALL BE SECURELY SUPPORTED TO PREVENT BOTH VERTICAL AND HORIZONTAL MOVEMENT DURING CONCRETE PLACEMENT.
7. THE CONTRACTOR SHALL VERIFY ALL DROPS, OFFSETS, BRICK LEDGES, DIMENSIONS AND CONFIGURATIONS. CONTRACTOR MUST BE RESPONSIBLE FOR SAME. SEE ARCHITECTURAL DRAWINGS.
8. FILL, AS A MINIMUM QUALITY, SHALL BE 40% CLAY AND 60% SANDY MIXTURE, PLACED IN 6" LIFTS AND COMPACTED TO A MINIMUM OF 95% STANDARD PROCTOR. FOOTINGS ARE DESIGNED TO USE SOIL WITH A BEARING PRESSURE OF 2000 LBS. PER SQUARE FOOT OR MORE. IT IS RECOMMENDED THAT THE OWNER VERIFY ALLOWABLE SOIL BEARING PRESSURE CAPACITY BY CONTRACTING THE SERVICES OF A SOILS ENGINEERING COMPANY.
9. ALL SOIL BELOW SLAB SHALL RECEIVE TERMITE TREATMENT.

DESIGN CRITERIA

THE CONSTRUCTION FOR SAID RESIDENCE, WHERE Vult WIND SPEED IS 140 MILES PER HOUR AND Vasd WIND SPEED IS 130 MPH, WIND EXPOSURE ZONE C, IS DESIGNED IN ACCORDANCE WITH: AMERICAN FOREST AND PAPER ASSOCIATION (AF&PA) WOOD FRAME CONSTRUCTION MANUAL FOR ONE AND TWO FAMILY DWELLINGS (WFCM) 2021 EDITION AS WELL AS THE INTERNATIONAL RESIDENTIAL CODE (IRC) 2021 EDITION. STRUCTURE SHALL BE BUILT TO THE 2021 INTERNATIONAL ENERGY CONSERVATION CODE (2021 IECC) AND STATE AMENDMENTS ADOPTED JULY 1, 2023.

DAMMON ENGINEERING, INC.
LOUISIANA & MISSISSIPPI
www.dammonengineering.com
info@dammonengineering.com
PH: 985.649.5832
Chief Engineer: Brian Mistich, PE
5147 Jean Talon Trail
Slidell, LA 70458

REVISIONS

#	DESCRIPTION	DATE

SEAL:

STATE OF LOUISIANA
BRIAN A. MISTICH
License No. 30187
PROFESSIONAL ENGINEER

NEW POOL HOUSE

ELI ST. JULIEN

5763b MINEGRA ROAD
SLIDELL, LA 70460

JOB No:
DATE: 03-06-2025
DRAWN BY: CCD
CHECKED BY: BAM

These plans remain the property of Dammon Engineering, and may not be reproduced, changed or copied in any form or manner whatsoever, nor are they to be assigned to any third party, without first obtaining the written permission and consent of Dammon Engineering. In the event of unauthorized reuse of these plans by a third party, the third party shall indemnify and hold harmless Dammon Engineering for any and all liability, losses or damages arising out of such reuse. In the event of unauthorized reuse, the architect shall be compensated for any damages suffered as a result of such unauthorized reuse.

SHEET TITLE:
GARAGE FOUNDATION AND PILING PLAN AND DETAILS

DRAWING NUMBER:

S101

SHEET No: 2 of 5

FILE NAME: J:\- Foundations or Structural Only\25_St. Julien 5763b Minegra Road Slidell Pool House\Current Drawings\S101 - Foundation Plan.dwg PLOT DATE & TIME: Thursday, March 6, 2025 1:53:25 PM