ROOF NOTES

1. ALL JOIST SPANS,HEADERS AND GIRDERS REVIEWED AS #2 SOUTHERN YELLOW PINE.
2. ANY CHANGES IN THE SPECIES OR GRADE SHALL CONFORM TO THE APPROPRIATE SPAN TABLES, FLOOR JOIST CHAPTER 5, RAFTERS & CEILING JOIST CHAPTER 8, UNLESS NOTED ON THE CONSTRUCTION PLANS.
3. ALL JOIST, BEAMS, HEADERS, HIPS, VALLEYS, AND PURLINS SHALL BE SUPPORTED AND BRACED TO LOAD BEARING WALLS AS REQUIRED BY THE INTERNATIONAL RESIDENTIAL BUILDING CODE.
4. ALL SHALL BE SIZED FOR SPAN AND FOR ALL LOADS THAT WILL BE APPLIED.
5. CEILING JOISTS SPANS ARE BASED ON INTERNATIONAL RESIDENTIAL CODE (I.R.C.) SOUTHERN YELLOW PINE #2 LUMBER SPANS.
6. HEADER SIZES SHOULD BE BASED ON I.R.C. - TABLE R502.5
7. DESIGN AND LAYOUT OF TRIM JOISTS TO BE PROVIDED BY TRIM JOIST MANUFACTURER.
8. ALL LUMBER TO BE #2 SOUTHERN PINE.
9. TRIPLE UP ALL STUDS AT END OF BEAMS.

NOTE :PRE ENGINEERED LVL BEAM & GLUE LAM SHALL BE SIZED PER MANUFACTURER RECOMMENDATION

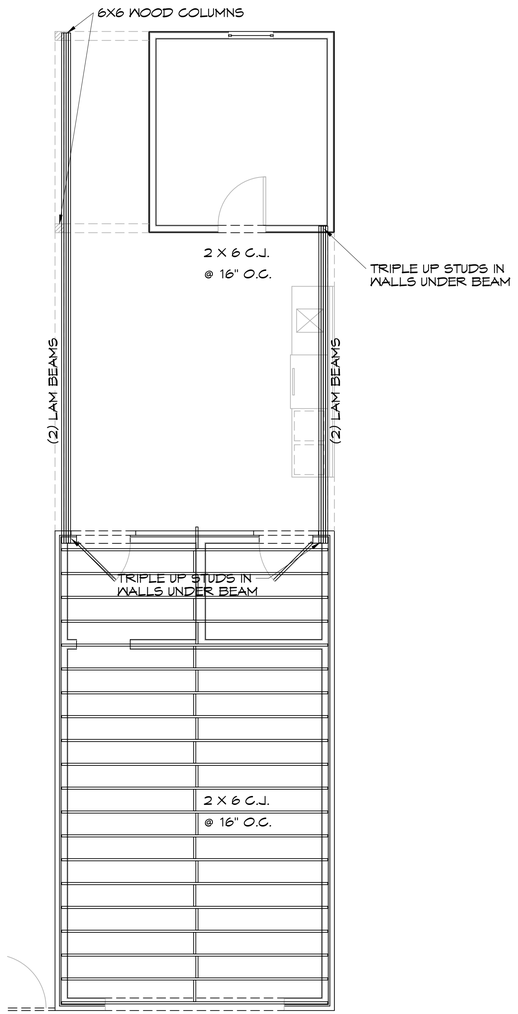

5 GARAGE CEILING JOIST PLAN
SCALE: 1/4"= 1'-0"

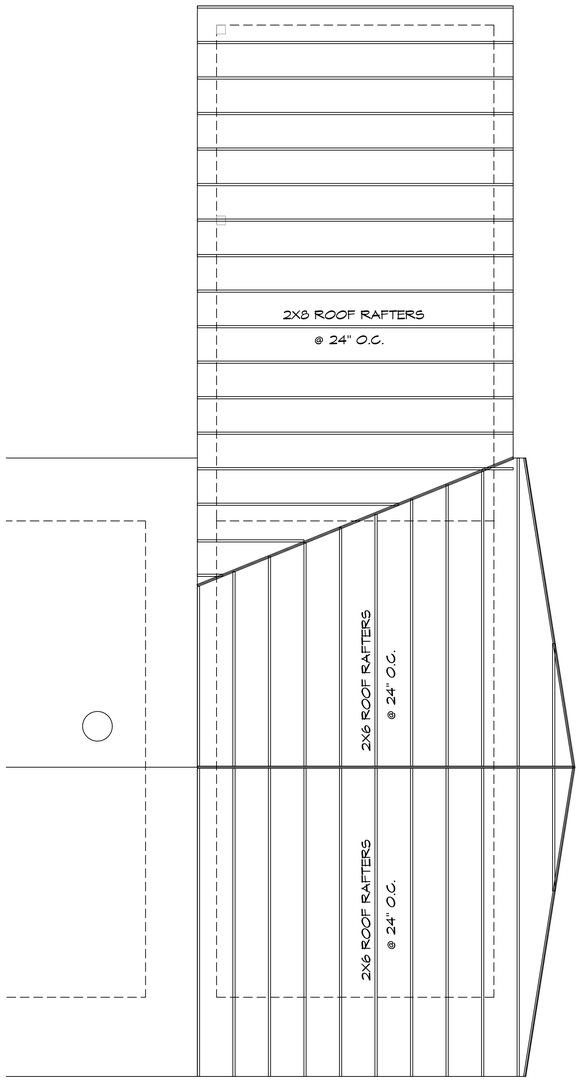

4 GARAGE ROOF RAFTER PLAN
SCALE: 1/4"= 1'-0"

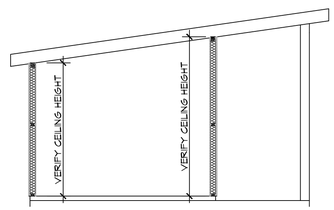

H
S104 A101
SECOND FLOOR FRAMING SECTION
SCALE: 1/2" = 1'-0"

DAMMON ENGINEERING, INC.
LOUISIANA & MISSISSIPPI
www.dammonengineering.com
info@dammonengineering.com
PH: 985.649.5832
Chief Engineer: Brian Mistich, PE
554 Old Spanish Trail
Slidell, LA 70458

REVISIONS

#	DESCRIPTION	DATE

SEAL:

HOUSE FRAMING PLAN

JIMI SMITH

6336 PRATT DRIVE
NEW ORLEANS, LA 70122

JOB No:	DATE: 01-30-2025
DRAWN BY: SCW	CHECKED BY: CKD

SHEET TITLE:
FLOOR FRAMING PLAN AND CEILING JOIST PLAN

DRAWING NUMBER:
S102

SHEET No: 4 of 1