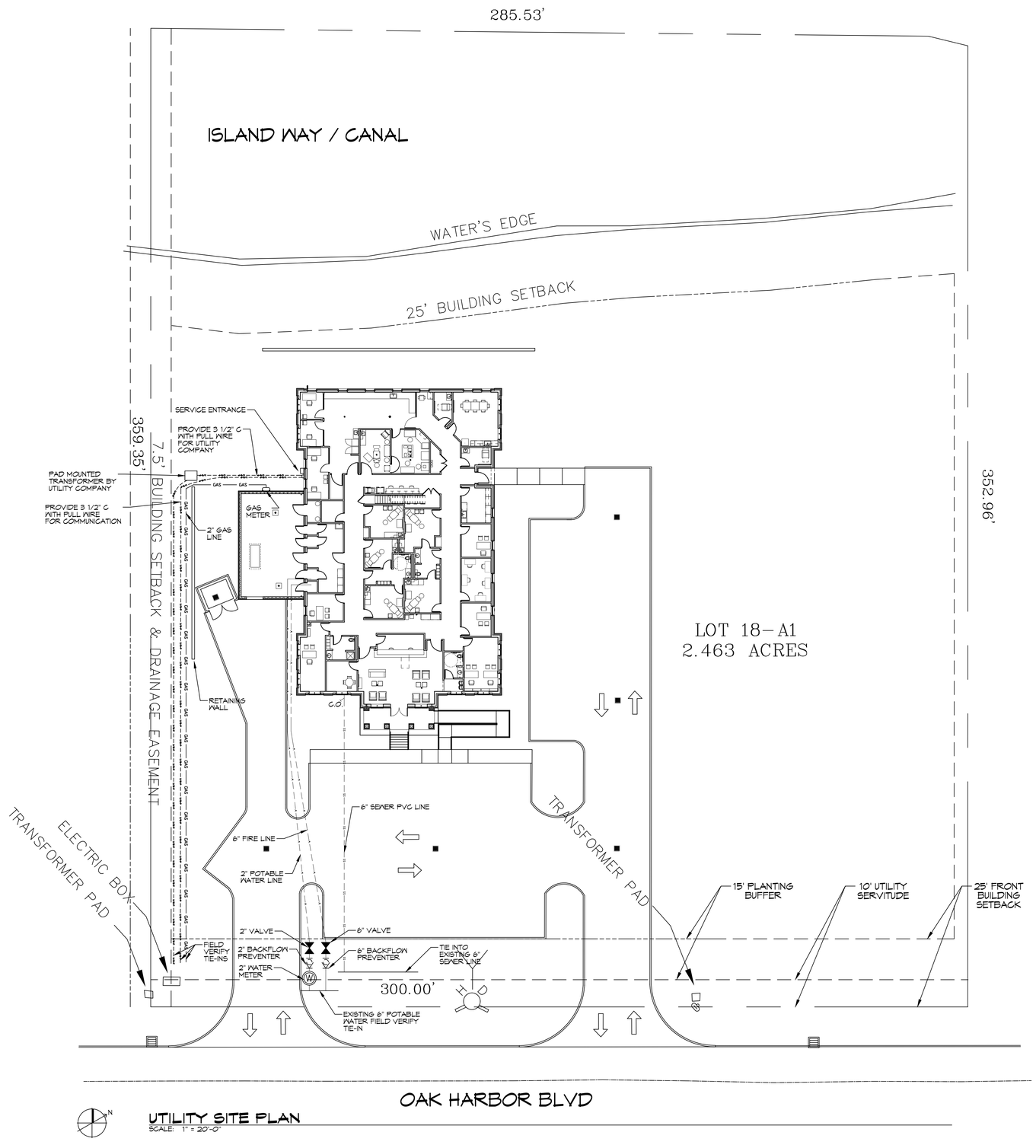

UTILITY SITE PLAN
SCALE: 1" = 20'-0"

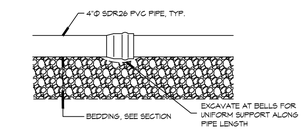

DETAIL
SCALE: N.T.S. TYPICAL PIPE BEDDING

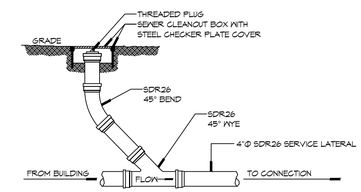

DETAIL
SCALE: N.T.S. SEWER CLEAN OUT

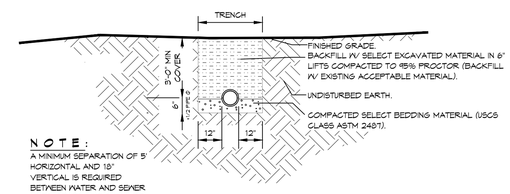

NOTE:
A MINIMUM SEPARATION OF 5' HORIZONTAL AND 18" VERTICAL IS REQUIRED BETWEEN WATER AND SEWER LINES. SEWER LINE SHALL BE A MINIMUM 18" BELOW THE WATER LINE.

DETAIL
SCALE: N.T.S. SEWER AND WATER SEPERATION

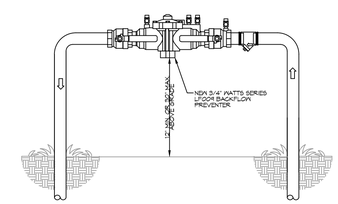

TYPICAL RISER DETAIL
SCALE: N.T.S. TYPICAL

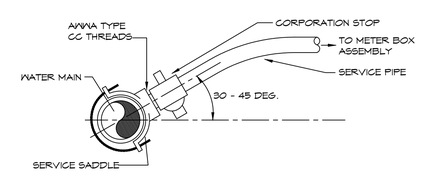

WATER SERVICE CONNECTION
SCALE: N.T.S. TYPICAL

GENERAL SITE NOTES

1. PROVIDE ALL LABOR, MATERIAL AND EQUIPMENT FOR A COMPLETE OPERATING SYSTEM. CONTRACTOR IS TO FIELD VERIFY ALL EXISTING UTILITY LOCATIONS, ELEVATIONS, AND INVERTS PRIOR TO COMMENCING ANY WORK. CONTRACTOR SHALL PAY NECESSARY FEES FOR THE UTILITIES CONNECTIONS.
2. CONTRACTOR TO BE RESPONSIBLE TO VERIFY ANY INVERTS AND SET NEW INVERTS OF SEWAGE AND DRAINAGE PIPES.
3. ALL WORK AND MATERIAL TO COMPLY STRICTLY TO THE LATEST LOCAL CITY PARISH, STATE, AND NATIONAL GOVERNING CODES.
4. SEWAGE LINES 3" AND SMALLER SHALL BE SLOPED 1/4" PER FOOT AND LINES THAT ARE 4" AND LARGER SHALL BE SLOPED 1/8" PER FOOT.
5. CONTRACTOR SHALL CONTACT LOUISIANA ONE CALL PRIOR TO COMMENCEMENT OF SITE EXCAVATION.
6. CONTACT BENJAMIN LUCAS WITH THE MAGNOLIA WATER UTILITY DEPARTMENT AT (314) 406-7080 FOR TAPS. BLUCAS@CSWRGROUP.COM

SITE UTILITIES LEGEND

- —— V —— V —— NEW WATER LINE
- —— S —— S —— NEW SEWER LINE
- —— E —— E —— UNDERGROUND POWER
- —— GAS —— GAS —— UNDERGROUND GAS

DAMMON ENGINEERING, INC.
LOUISIANA & MISSISSIPPI
www.dammonengineering.com
info@dammonengineering.com
PH: 985.649.5832
Chief Engineer: Brian Mistich, PE
554 Old Spanish Trail
Slidell, LA 70458

#	DESCRIPTION	DATE

REVISIONS

SEAL:

NEW MEDICAL OFFICE
POSITIVE STEPS FERTILITY
500 OAK HARBOR BLVD
SLIDELL, LA 70460

JOB No:	2513	DATE:	05-07-2025
DRAWN BY:	CKD	CHECKED BY:	BAM

This plans & specifications and parts of drawings, designs and other components represented therein are the property of Dammon Engineering, and shall not be used in whole or in part without written consent of Dammon Engineering. Any reproduction or distribution of these plans & specifications or any part thereof, without written consent of Dammon Engineering, is prohibited. Only finished copies of these drawings, specifications and contract documents bearing the original signature and seal of Dammon Engineering are to be considered true and valid copies.

SHEET TITLE:
UTILITY SITE PLAN

DRAWING NUMBER:
C105

SHEET No: 5 of 18