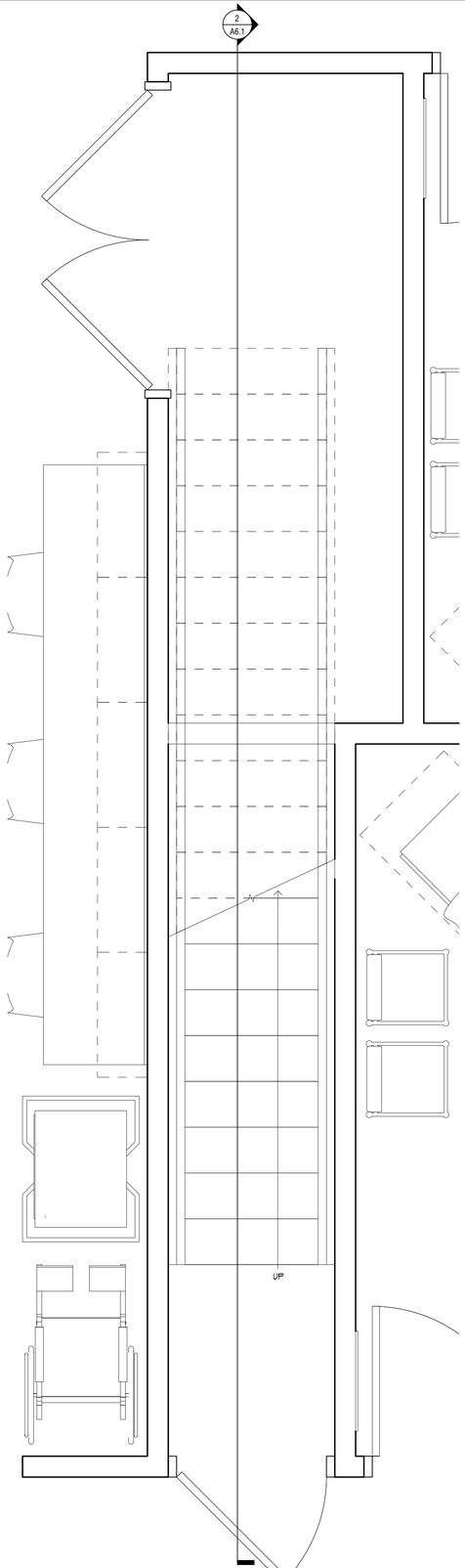

3 ENLARGED STAIR PLAN
SCALE: 3/4"= 1'-0"

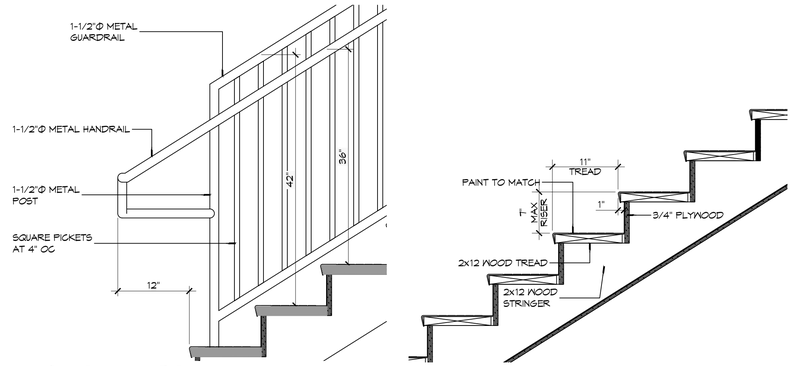

4 STAIR DETAIL
SCALE: 1"= 1'-0"

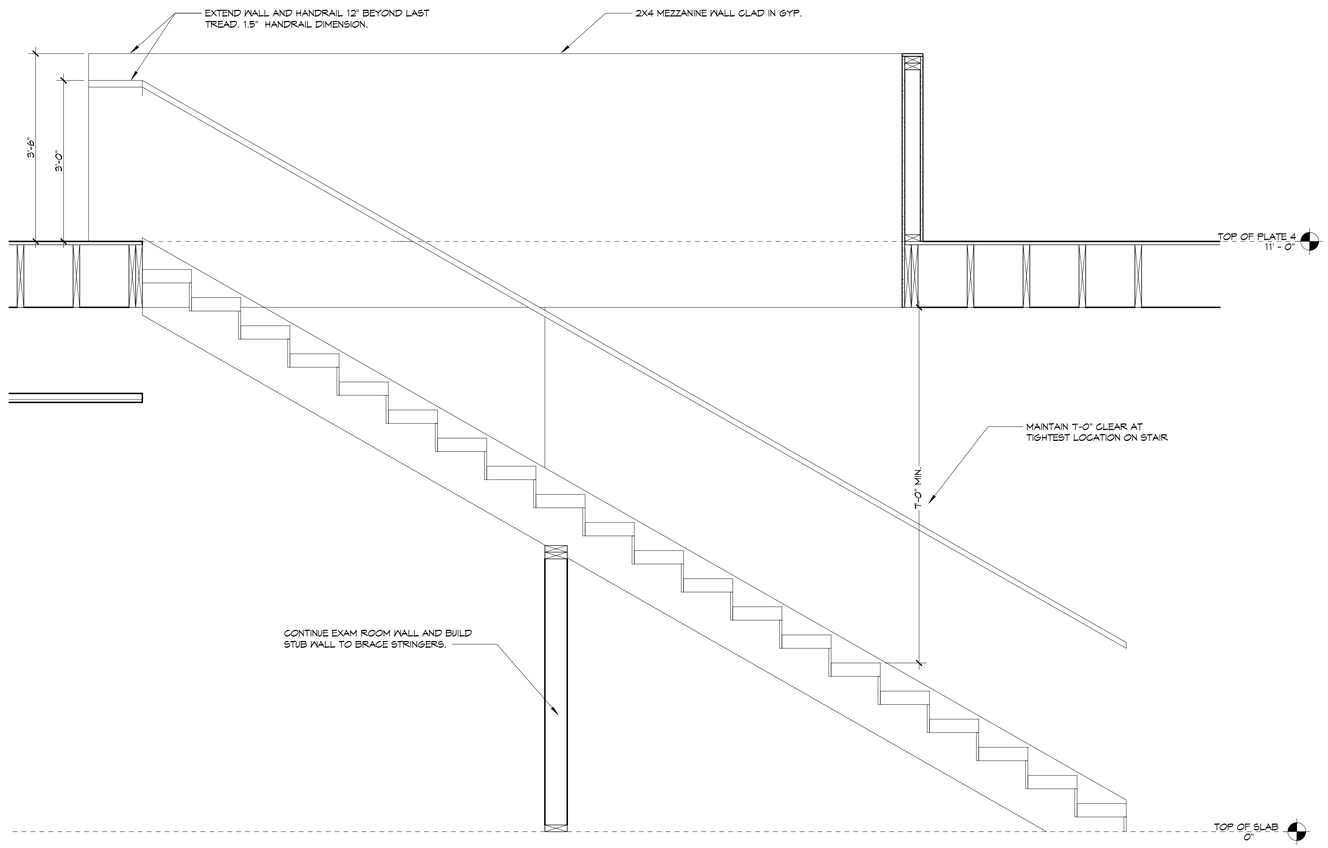

2 ENLARGES STAIR SECTION
SCALE: 3/4"= 1'-0"

DAMMON ENGINEERING, INC.
LOUISIANA & MISSISSIPPI
www.dammonengineering.com
info@dammonengineering.com
PH: 985.649.5832
Chief Engineer: Brian Mistich, PE
5544 Highway 70 Crawford Trail
Slidell, LA 70458

REVISIONS

#	DESCRIPTION	DATE

SEAL:

NEW MEDICAL OFFICE
DIANA OAK HARBOR REAL ESTATE LLC
540 OAK HARBOR BLVD
SLIDELL, LA 70450

JOB No:	2513
DATE:	05-16-2025
DRAWN BY:	GAD
CHECKED BY:	JMS

THE ARCHITECT'S OR ENGINEER'S DESIGNS, DRAWINGS, SPECIFICATIONS, AND OTHER DOCUMENTS, INCLUDING THOSE ON ELECTRONIC MEDIA, ARE INSTRUMENTS OF PROFESSIONAL SERVICE AND ARE THE PROPERTY OF THE ARCHITECT OR ENGINEER. THEY ARE NOT TO BE USED IN WHOLE OR IN PART FOR ANY PURPOSE OR PROJECT OTHER THAN THE PROJECT FOR WHICH THEY WERE PREPARED, UNLESS WRITTEN CONSENT OF THE ARCHITECT OR ENGINEER IS OBTAINED.

SHEET TITLE:
STAIR PLAN & SECTION

DRAWING NUMBER:
A6.1

SHEET No: 21 of 52

FILE NAME: J:\- Insights - Medical - Dental\2513 - Pontiac Stage Family Medical\Current Drawings to Use\A6.1 - Stair Plan and Section.dwg PLOT DATE & TIME: Friday, May 16, 2025 3:54:55 PM