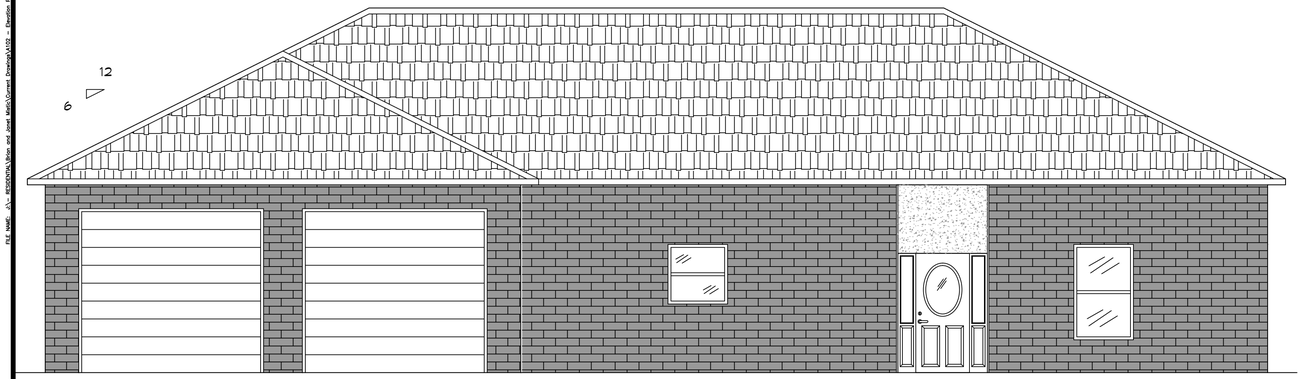

1 FRONT ELEVATION PLAN
SCALE: 1/4" = 1'-0"

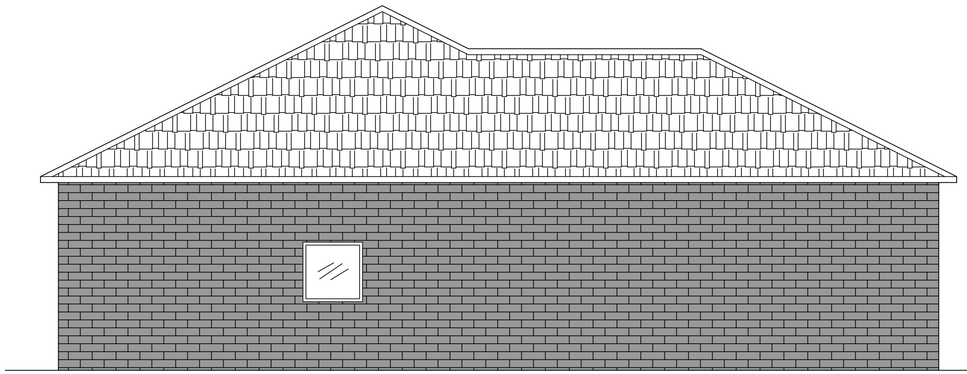

2 LEFT ELEVATION PLAN
SCALE: 1/4" = 1'-0"



3 REAR ELEVATION PLAN
SCALE: 1/4" = 1'-0"

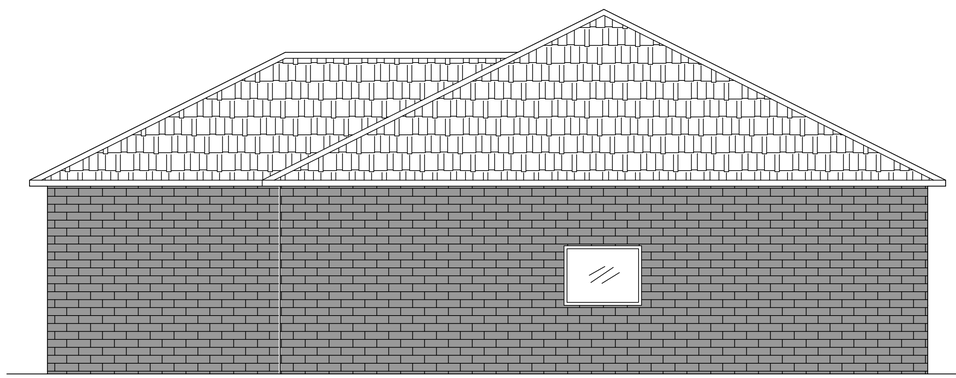

4 RIGHT ELEVATION PLAN
SCALE: 1/4" = 1'-0"

DAMMON ENGINEERING, INC.
LOUISIANA & MISSISSIPPI
www.dammonengineering.com
info@dammonengineering.com
PH: 985.649.5832
Chief Engineer: Brian Mistich, PE
5547 Highway 77 Suite 1
Slidell, LA 70458

REVISIONS

#	DESCRIPTION	DATE

SEAL:

HOUSE PLAN
BRIAN AND JANET MISTICH
LOT -
SLIDELL, LA 70460

JOB No:	
DATE:	01-07-2025
DRAWN BY:	SCA
CHECKED BY:	CAD

All rights reserved. Property of Dammon Engineering, Inc. This drawing, and any part thereof, may not be used for any purpose not specifically authorized in writing by Dammon Engineering, Inc. Dammon Engineering, Inc. shall not be liable for any modifications made to this drawing, or any part thereof, by any other than Dammon Engineering, Inc. Dammon Engineering, Inc. shall not be liable for any use of this drawing on any project for which it has been prepared or developed without written consent of Dammon Engineering, Inc. Dammon Engineering, Inc. shall not be liable for any use of this drawing on any project for which it has been prepared or developed without written consent of Dammon Engineering, Inc.

SHEET TITLE:
EXTERIOR ELEVATION PLAN

DRAWING NUMBER:
A102

SHEET No: 9 of 13

FILE NAME: J:_ - RESIDENTIAL\Brian and Janet MISTICH\Current Drawings\A102 - Elevation Plan.dwg PLOT DATE & TIME: Tuesday, January 7, 2025 4:13:43 PM