

7 FRONT ELEVATION PLAN
SCALE: 1/4" = 1'-0"

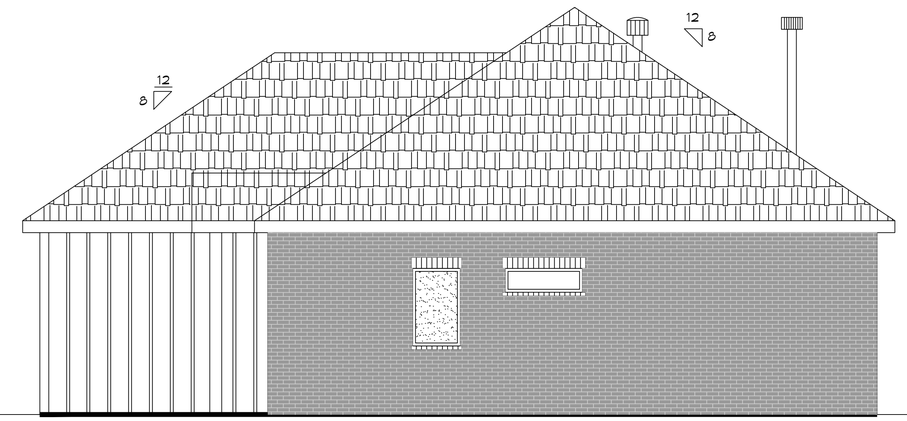

8 RIGHT ELEVATION PLAN
SCALE: 1/4" = 1'-0"

9 REAR ELEVATION PLAN
SCALE: 1/4" = 1'-0"

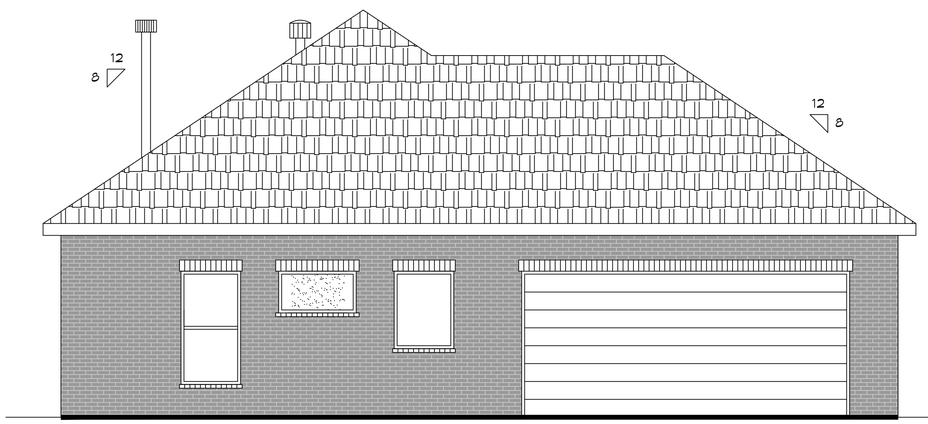

10 LEFT ELEVATION PLAN
SCALE: 1/4" = 1'-0"

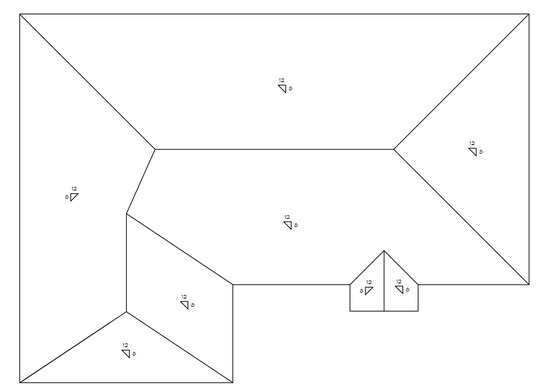

11 ROOF PLAN
SCALE: NTS

DAMMON ENGINEERING, INC.
LOUISIANA & MISSISSIPPI

Chief Engineer: Brian Mistich, PE
2544 Highway 77 Suite 1
Slidell, LA 70458

www.dammonengineering.com
info@dammonengineering.com
PH: 985.649.5832

#	DESCRIPTION	REVISIONS	DATE

SEAL:

HOUSE PLAN

BRIAN AND JANET MISTICH

21444 MILLAR STREET
ABITA SPRINGS, LA. 70420

JOB No:
DATE: 07-09-2025
DRAWN BY:
SCA
CHECKED BY:
CAD

All rights reserved. Copyright © 2025 Dammon Engineering, Inc. All rights reserved. The use of these plans, specifications, reports, and studies ("Instruments of Service") for any purpose other than the specific project for which they have been prepared and delivered without written consent of Dammon Engineering, Inc. is prohibited. Any other use or reproduction without written consent of Dammon Engineering, Inc. is prohibited.

SHEET TITLE:
EXTERIOR ELEVATION PLAN

DRAWING NUMBER:
A102

SHEET No: 8 of 11

FILE NAME: J:\-RESIDENTIAL\Brian and Janet Mistich\Current Drawings 7-9-25\A102 - Elevation Plan.dwg, PLOT DATE & TIME: Wednesday, July 9, 2025 4:09:31 PM