ROOF NOTES

1. ALL JOIST SPANS,HEADERS AND GIRDERS REVIEWED AS #2 SOUTHERN YELLOW PINE.
2. ANY CHANGES IN THE SPECIES OR GRADE SHALL CONFORM TO THE APPROPRIATE SPAN TABLES, FLOOR JOIST CHAPTER 5, RAFTERS & CEILING JOIST CHAPTER 8, UNLESS NOTED ON THE CONSTRUCTION PLANS.
3. ALL JOIST, BEAMS, HEADERS, HIPS, VALLEYS, AND PURLINS SHALL BE SUPPORTED AND BRACED TO LOAD BEARING WALLS AS REQUIRED BY THE INTERNATIONAL RESIDENTIAL BUILDING CODE.
4. ALL SHALL BE SIZED FOR SPAN AND FOR ALL LOADS THAT WILL BE APPLIED.
5. CEILING JOISTS SPANS ARE BASED ON 2018 INTERNATIONAL RESIDENTIAL CODE (I.R.C.) SOUTHERN YELLOW PINE #2 LUMBER SPANS.
6. HEADER SIZES SHOULD BE BASED ON I.R.C. 2018 - TABLE R502.5
7. DESIGN AND LAYOUT OF TRIM JOISTS TO BE PROVIDED BY TRIM JOIST MANUFACTURER.
8. ALL LUMBER TO BE #2 SOUTHERN PINE.
9. PRE ENGINEERED LVL BEAM & GLUE LAM SHALL BE SIZED PER MANUFACTURER RECOMMENDATION.

NOTE : OWNER TO SELECT STYLES OF ROOFING & FOLLOW MANUFACTURERS INSTALLATION REQUIREMENTS.

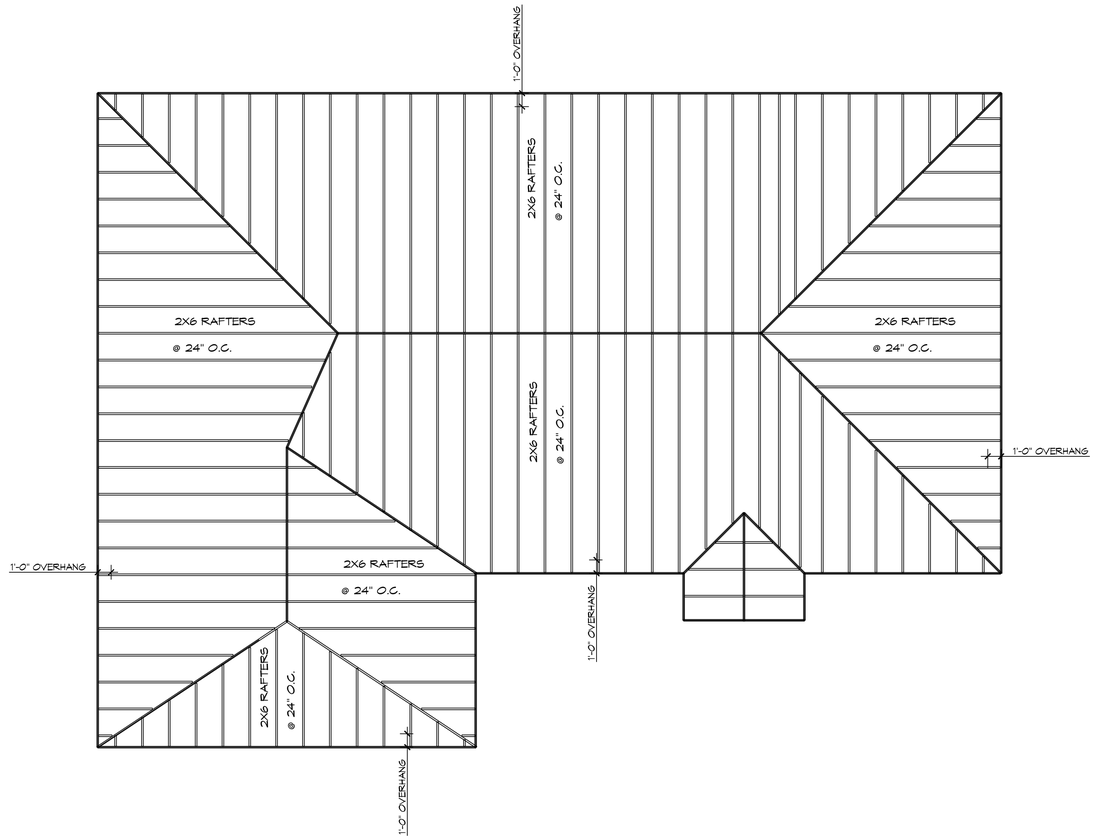

4 ROOF FRAMING PLAN
SCALE: 3/16"= 1'-0"

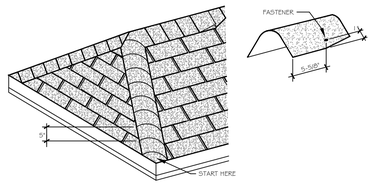

HIP/RIDGE DETAIL
SCALE: N.T.S.

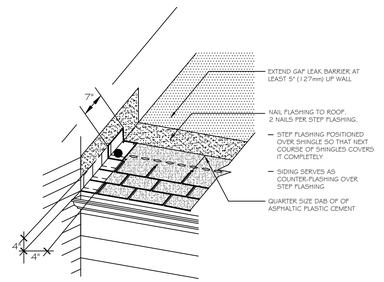

STEP FLASHING DETAIL
SCALE: N.T.S.

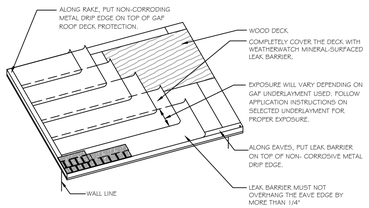

UNDERLAYMENT DETAIL
SCALE: N.T.S.

DAMMON ENGINEERING, INC.
LOUISIANA & MISSISSIPPI
www.dammonengineering.com
info@dammonengineering.com
PH: 985.649.5832
Chief Engineer: Brian Mistich, PE
554 Old Spanish Trail
Slidell, LA 70458

REVISIONS

#	DESCRIPTION	DATE

SEAL:

STATE OF LOUISIANA
BRIAN A. MISTICH
License No. 30187
PROFESSIONAL ENGINEER

HOUSE PLAN

BRIAN AND JANET MISTICH
21444 MILLAR STREET
ABITA SPRINGS, LA. 70420

JOB No:		DATE:	07-09-2025
DRAWN BY:	SCA	CHECKED BY:	CKD

SHEET TITLE:
ROOF FRAMING PLAN AND ROOF PLAN

DRAWING NUMBER:
S102

SHEET No: 4 of 11