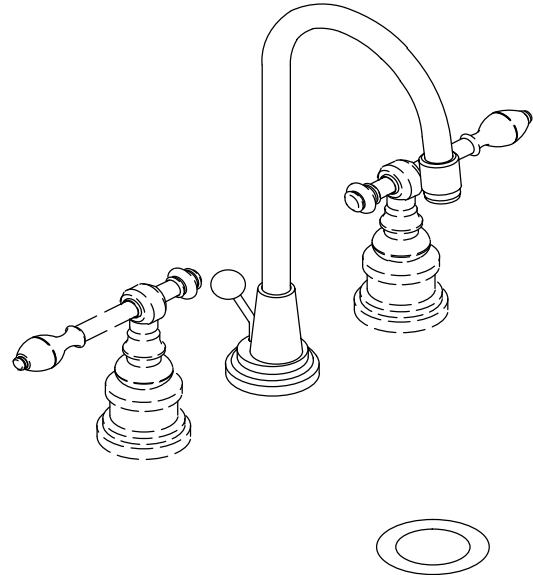


**LAVATORY FAUCET  
K-6813**

**FEATURES**

- Brass construction
- Flexible connections
- Brass valve bodies
- Quarter-turn washerless ceramic disc valves
- 5" High Country™ swing spout
- 2.0 gallons per minute
- Pop-up drain with lift rod and tailpiece
- Available with lever or cross handles



**CODES/STANDARDS APPLICABLE**



Specified model meets or exceeds the following:

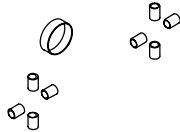
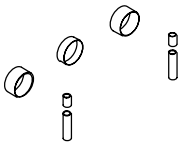
- ASME/ANSI A112.18.1M
- California Energy Commission
- Energy Policy Act of 1992
- NSF 14

**COLORS/FINISHES**

- PB Polished Brass
- Other Refer to Faucets Price Book for additional finishes

**SPECIFIED MODEL:**

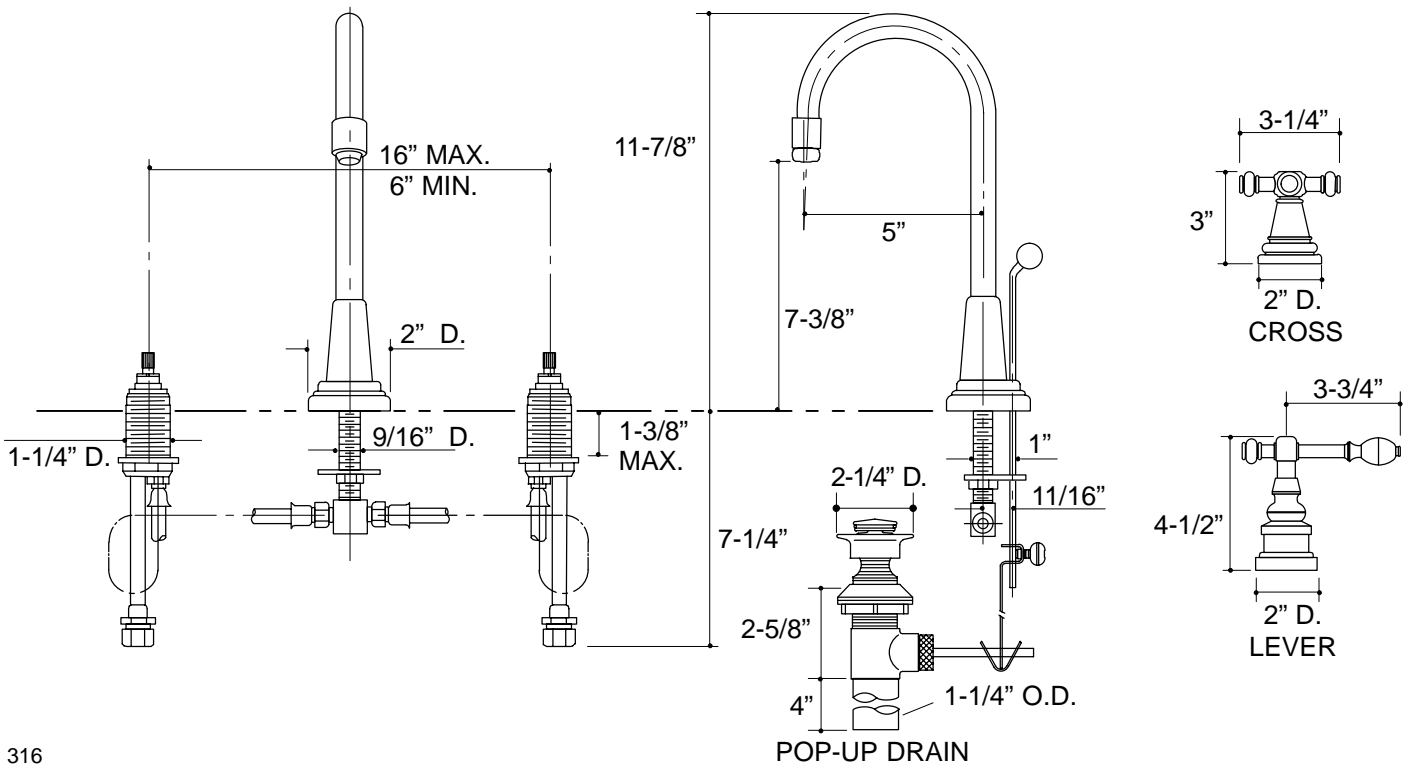
Model	Description	 ADA	 ADA
K-6813-3	With Cross Handles	<input type="checkbox"/> PB <input type="checkbox"/> Other_____	
K-6813-4	With Lever Handles		<input type="checkbox"/> PB <input type="checkbox"/> Other_____

Optional Accessories			
K-6792	IV Georges Brass Accent Kit (For K-6813-3)	<input type="checkbox"/> PB <input type="checkbox"/> Other_____	
K-6797	IV Georges Brass Accent Kit (For K-6813-4)		<input type="checkbox"/> PB <input type="checkbox"/> Other_____

**PRODUCT SPECIFICATION:**

Two-handle widespread lavatory faucet shall be of brass construction. Faucet shall feature brass valve bodies. Faucet shall feature quarter-turn washerless ceramic disc valves, assuring positive handle stop positioning. Product shall include flexible connections, 5" High Country swing spout, pop-up drain with lift rod and tailpiece, and handles. Faucet shall be Kohler Model K-6813-\_\_\_\_\_-\_\_\_\_\_.

# IV GEORGES BRASS™



316

## PRODUCT DIAGRAM