

**KITCHEN SINK FAUCET  
K-158**


**FEATURES**

- Brass construction
- For 8" centers
- Brass valve bodies
- Quarter-turn washerless ceramic disc valves
- 8-5/8" swing spout
- 2.2 gallons per minute
- Available with six-prong or lever handles
- White handspray

**CODES/STANDARDS APPLICABLE**

Specified model meets or exceeds the following:



- ASME/ANSI A112.18.1M
- ASSE 1014
- CSA B125
- Energy Policy Act of 1992
- NSF 61




**COLORS/FINISHES**

- CP Polished Chrome
- PB Polished Brass

**SPECIFIED MODEL:**

Model	Description		 ADA
K-158-3	With Six-Prong Handles	<input type="checkbox"/> CP <input type="checkbox"/> PB	
K-158-4	With Lever Handles		<input type="checkbox"/> CP <input type="checkbox"/> PB

Optional Accessories		
K-9637	Small Lever Inserts, Pair	<input type="checkbox"/> CP <input type="checkbox"/> PB
K-9657	Small Lever Inserts, Pair	<input type="checkbox"/> Other _____

**PRODUCT SPECIFICATION:**

Two-handle kitchen sink faucet shall be of brass construction. Faucet shall feature brass valve bodies. Faucet shall feature quarter-turn washerless ceramic disc valves, assuring positive handle stop positioning. Product shall include 8" centers, 8-5/8" swing spout, six-prong or lever handles, and white handspray. Faucet shall be Kohler Model K-158-\_\_\_\_\_-\_\_\_\_\_.

